

Parallel shaft geared motors

**4/3 Orientation****4/3 Geared motors up to 55 kW**

4/3 Selection and ordering data

4/50 Transmission ratios and torques

4/50 Selection and ordering data

4/61 Transmission ratios and torques for very low speeds

4/61 Selection and ordering data

4/72 Dimensions

4/72 Dimensional drawing overview

4/74 Parallel shaft geared motors FD./FZ.29

4/78 Parallel shaft geared motors FD./FZ.39

4/82 Parallel shaft geared motors FD./FZ.49

4/86 Parallel shaft geared motors FD./FZ.69

4/90 Parallel shaft geared motors FD./FZ.79

4/94 Parallel shaft geared motors FD./FZ.89

4/99 Parallel shaft geared motors FD./FZ.109

4/104 Parallel shaft geared motors FD./FZ.129

4/109 Parallel shaft geared motors FD./FZ.149

4/114 Parallel shaft geared motors FD./FZ.169

4/119 Parallel shaft geared motors FD./FZ.189

4/123 Parallel shaft tandem geared motors

4/125 SIMOLOC assembly system

Protection covers

4/126 Protection cover for hollow shaft

4/126 Protection cover for hollow shaft with shrink disk

4/127 Protection cover for hollow shaft with SIMOLOC assembly system

4/128 Inner contour of the flange design

SIMOGEAR geared motors

Parallel shaft geared motors

Orientation

SIMOGEAR parallel shaft geared motor F



Fig. 4/1 Parallel shaft geared motor F

Gearbox designation	Number of sizes	Maximum output torque	Transmission ratio	Maximum motor power
		T_{2N} Nm	i -	P_1 kW
FZ29 ... FZ189 (2-stage)	11	150 ... 19 000	3.5 ... 70	55
FD29 ... FD189 (3-stage)	11	150 ... 19 000	32 ... 413	55
FZ.29-Z19 ... FD.189-D69 (4-stage to 6-stage)	11	150 ... 19 000	274 ... 29 900	7.5

SIMOGEAR parallel shaft geared motors are available in the following versions:

Transmission stages

- 2-stage or 3-stage parallel shaft geared motors
- 4-stage to 6-stage parallel shaft geared motors for very low output speeds

Versions

- Shaft-mounted design
- Flange-mounted design with or without VLplus reinforced bearing systems
- Design with integrated housing flange
- Foot-mounted design

Mounting

- Hollow shaft design with feather key
- Hollow shaft design with splined shaft
- Hollow shaft design with shrink disk
- Hollow shaft design with SIMOLOC assembly system
- Solid shaft design with and without feather key

SIMOGEAR geared motors

Parallel shaft geared motors

Geared motors up to 55 kW

Selection and ordering data

P_{rated} kW	n_2 rpm	T_2 Nm	i -	F_{R2} N	f_B -	m kg	Article No. (Article No. supplement → below)	Order code No. of poles
0.09	FD.69-LA63MF6							
	2.4	350	348.40	11 400	1.7	30	2KJ3404 - ■ BD11 - ■ ■ S1	P01
	2.7	310	309.78	11 500	1.9	30	2KJ3404 - ■ BD11 - ■ ■ R1	P01
	FD.49-LA63MF6							
	2.6	335	330.98	8 460	1.4	25	2KJ3403 - ■ BD11 - ■ ■ S1	P01
	2.9	295	294.29	8 570	1.6	25	2KJ3403 - ■ BD11 - ■ ■ R1	P01
	3.3	260	258.40	8 670	1.8	25	2KJ3403 - ■ BD11 - ■ ■ Q1	P01
	3.6	235	234.91	8 750	2.0	25	2KJ3403 - ■ BD11 - ■ ■ P1	P01
	FD.39-LA63MF6							
	3.1	275	274.26	5 870	1.0	16	2KJ3402 - ■ BD11 - ■ ■ R1	P01
	3.5	245	243.26	5 980	1.2	16	2KJ3402 - ■ BD11 - ■ ■ Q1	P01
	4.0	210	211.06	6 110	1.4	16	2KJ3402 - ■ BD11 - ■ ■ P1	P01
	4.4	194	191.87	6 170	1.5	16	2KJ3402 - ■ BD11 - ■ ■ N1	P01
	FD.39-LA63MD4							
	5.1	168	274.26	6 270	1.7	15	2KJ3402 - ■ BB11 - ■ ■ R1	
	5.8	149	243.26	6 340	1.9	15	2KJ3402 - ■ BB11 - ■ ■ Q1	
	FD.29-LA63MD4							
	4.7	183	298.58	5 220	0.82	9	2KJ3401 - ■ BB11 - ■ ■ Q1	
	5.3	162	264.39	5 220	0.92	9	2KJ3401 - ■ BB11 - ■ ■ P1	
6.1	141	229.72	5 220	1.1	9	2KJ3401 - ■ BB11 - ■ ■ N1		
6.7	128	208.83	5 220	1.2	9	2KJ3401 - ■ BB11 - ■ ■ M1		
7.9	109	177.71	5 220	1.4	9	2KJ3401 - ■ BB11 - ■ ■ L1		
8.7	99	161.55	5 220	1.5	9	2KJ3401 - ■ BB11 - ■ ■ K1		
9.9	86	140.86	5 220	1.7	9	2KJ3401 - ■ BB11 - ■ ■ J1		
11	77	126.09	5 220	1.9	9	2KJ3401 - ■ BB11 - ■ ■ H1		
13	69	111.97	5 220	2.2	9	2KJ3401 - ■ BB11 - ■ ■ G1		
FD.29-LA63MD4								
14	64	103.36	5 220	2.4	9	2KJ3401 - ■ BB11 - ■ ■ F1		
16	55	89.78	5 220	2.7	9	2KJ3401 - ■ BB11 - ■ ■ E1		
18	48	78.02	5 220	3.1	9	2KJ3401 - ■ BB11 - ■ ■ D1		
20	43	70.43	5 220	3.5	9	2KJ3401 - ■ BB11 - ■ ■ C1		
21	41	66.29	5 220	3.7	9	2KJ3401 - ■ BB11 - ■ ■ B1		
24	36	57.79	5 220	4.2	9	2KJ3401 - ■ BB11 - ■ ■ A1		
FZ.29-LA63MD4								
25	35	56.73	5 220	4.3	9	2KJ3301 - ■ BB11 - ■ ■ C2		
28	31	50.32	5 220	4.9	9	2KJ3301 - ■ BB11 - ■ ■ B2		
32	27	43.66	5 220	5.6	9	2KJ3301 - ■ BB11 - ■ ■ A2		
35	24	39.69	5 220	6.2	9	2KJ3301 - ■ BB11 - ■ ■ X1		
41	21	34.04	5 220	7.2	9	2KJ3301 - ■ BB11 - ■ ■ W1		
45	19	30.95	5 220	7.9	9	2KJ3301 - ■ BB11 - ■ ■ V1		
52	17	27.13	5 220	9.0	9	2KJ3301 - ■ BB11 - ■ ■ U1		
58	15	24.22	5 220	10	9	2KJ3301 - ■ BB11 - ■ ■ T1		
65	13	21.58	5 220	11	9	2KJ3301 - ■ BB11 - ■ ■ S1		
70	12	19.92	5 120	12	9	2KJ3301 - ■ BB11 - ■ ■ R1		
80	11	17.44	4 900	14	9	2KJ3301 - ■ BB11 - ■ ■ Q1		
92	9.4	15.29	4 700	16	9	2KJ3301 - ■ BB11 - ■ ■ P1		
101	8.5	13.88	4 550	18	9	2KJ3301 - ■ BB11 - ■ ■ N1		
107	8	13.06	4 470	19	9	2KJ3301 - ■ BB11 - ■ ■ M1		

Article No. supplement

Shaft design

1, 5 or 9

Frequency and voltage

2 or 9

Gearbox mounting type

A, D, F or H

→ page 10/44

→ page 11/2

→ page 10/37

SIMOGEAR geared motors

Parallel shaft geared motors

Geared motors up to 55 kW

Selection and ordering data (continued)

P_{rated} kW	n_2 rpm	T_2 Nm	i -	F_{R2} N	f_B -	m kg	Article No. (Article No. supplement → below)	Order code No. of poles
0.09	FZ.29-LA63MD4							
	122	7.1	11.51	4 290	20	9	2KJ3301 - ■ BB11 - ■ ■ L1	
	140	6.1	9.99	4 090	22	9	2KJ3301 - ■ BB11 - ■ ■ K1	
	144	5.9	9.69	4 050	24	9	2KJ3301 - ■ BB11 - ■ ■ J1	
	162	5.3	8.63	3 900	24	9	2KJ3301 - ■ BB11 - ■ ■ H1	
	176	4.9	7.97	3 800	24	9	2KJ3301 - ■ BB11 - ■ ■ G1	
0.12	FD.69-LA63MG6							
	2.9	395	348.40	11 300	1.5	30	2KJ3404 - ■ BE11 - ■ ■ S1	P01
	3.2	355	309.78	11 400	1.7	30	2KJ3404 - ■ BE11 - ■ ■ R1	P01
	3.7	310	272.00	11 500	1.9	30	2KJ3404 - ■ BE11 - ■ ■ Q1	P01
	FD.69-LA63ME4							
	3.9	295	348.40	11 500	2.0	29	2KJ3404 - ■ BC11 - ■ ■ S1	
	FD.49-LA63MG6							
	3.0	375	330.98	8 340	1.3	25	2KJ3403 - ■ BE11 - ■ ■ S1	P01
	3.4	335	294.29	8 460	1.4	25	2KJ3403 - ■ BE11 - ■ ■ R1	P01
	FD.49-LA63MG6							
	3.9	295	258.40	8 570	1.6	25	2KJ3403 - ■ BE11 - ■ ■ Q1	P01
	FD.49-LA63ME4							
	4.1	280	330.98	8 610	1.7	24	2KJ3403 - ■ BC11 - ■ ■ S1	
	4.6	250	294.29	8 700	1.9	24	2KJ3403 - ■ BC11 - ■ ■ R1	
	FD.39-LA63MG6							
	3.6	310	274.26	5 740	0.92	16	2KJ3402 - ■ BE11 - ■ ■ R1	P01
	4.1	275	243.26	5 870	1.0	16	2KJ3402 - ■ BE11 - ■ ■ Q1	P01
	4.7	240	211.06	6 000	1.2	16	2KJ3402 - ■ BE11 - ■ ■ P1	P01
	FD.39-LA63ME4							
	4.9	230	274.26	6 040	1.2	15	2KJ3402 - ■ BC11 - ■ ■ R1	
	5.5	205	243.26	6 130	1.4	15	2KJ3402 - ■ BC11 - ■ ■ Q1	
	6.4	179	211.06	6 230	1.6	15	2KJ3402 - ■ BC11 - ■ ■ P1	
	7.0	163	191.87	6 290	1.8	15	2KJ3402 - ■ BC11 - ■ ■ N1	
	8.2	140	164.56	6 370	2.1	15	2KJ3402 - ■ BC11 - ■ ■ M1	
	FD.29-LA63MG6							
	6.2	185	161.55	5 220	0.81	9	2KJ3401 - ■ BE11 - ■ ■ K1	P01
	FD.29-LA63ME4							
	6.5	177	208.83	5 220	0.85	9	2KJ3401 - ■ BC11 - ■ ■ M1	
	7.6	151	177.71	5 220	0.99	9	2KJ3401 - ■ BC11 - ■ ■ L1	
8.4	137	161.55	5 220	1.1	9	2KJ3401 - ■ BC11 - ■ ■ K1		
9.6	120	140.86	5 220	1.3	9	2KJ3401 - ■ BC11 - ■ ■ J1		
11	107	126.09	5 220	1.4	9	2KJ3401 - ■ BC11 - ■ ■ H1		
12	95	111.97	5 220	1.6	9	2KJ3401 - ■ BC11 - ■ ■ G1		
13	88	103.36	5 220	1.7	9	2KJ3401 - ■ BC11 - ■ ■ F1		
15	76	89.78	5 220	2.0	9	2KJ3401 - ■ BC11 - ■ ■ E1		
17	66	78.02	5 220	2.3	9	2KJ3401 - ■ BC11 - ■ ■ D1		
19	60	70.43	5 220	2.5	9	2KJ3401 - ■ BC11 - ■ ■ C1		
20	56	66.29	5 220	2.7	9	2KJ3401 - ■ BC11 - ■ ■ B1		
23	49	57.79	5 220	3.1	9	2KJ3401 - ■ BC11 - ■ ■ A1		
FZ.29-LA63ME4								
24	48	56.73	5 220	3.1	9	2KJ3301 - ■ BC11 - ■ ■ C2		
27	43	50.32	5 220	3.5	9	2KJ3301 - ■ BC11 - ■ ■ B2		
31	37	43.66	5 220	4.0	9	2KJ3301 - ■ BC11 - ■ ■ A2		
34	34	39.69	5 220	4.5	9	2KJ3301 - ■ BC11 - ■ ■ X1		

Article No. supplement

Shaft design

1, 5 or 9

→ page 10/44

Frequency and voltage

2 or 9

→ page 11/2

Gearbox mounting type

A, D, F or H

→ page 10/37

Selection and ordering data (continued)

P_{rated} kW	n_2 rpm	T_2 Nm	i -	F_{R2} N	f_B -	m kg	Article No. (Article No. supplement → below)	Order code No. of poles
0.12	FZ.29-LA63ME4							
	40	29	34.04	5 220	5.2	9	2KJ3301 - ■ BC11 - ■ ■ W1	
	44	26	30.95	5 220	5.7	9	2KJ3301 - ■ BC11 - ■ ■ V1	
	50	23	27.13	5 220	6.5	9	2KJ3301 - ■ BC11 - ■ ■ U1	
	56	21	24.22	5 220	7.3	9	2KJ3301 - ■ BC11 - ■ ■ T1	
	63	18	21.58	5 220	8.2	9	2KJ3301 - ■ BC11 - ■ ■ S1	
	68	17	19.92	5 140	8.9	9	2KJ3301 - ■ BC11 - ■ ■ R1	
	77	15	17.44	4 930	10	9	2KJ3301 - ■ BC11 - ■ ■ Q1	
	88	13	15.29	4 730	12	9	2KJ3301 - ■ BC11 - ■ ■ P1	
	97	12	13.88	4 580	13	9	2KJ3301 - ■ BC11 - ■ ■ N1	
	103	11	13.06	4 500	14	9	2KJ3301 - ■ BC11 - ■ ■ M1	
	117	9.8	11.51	4 320	15	9	2KJ3301 - ■ BC11 - ■ ■ L1	
	135	8.5	9.99	4 130	16	9	2KJ3301 - ■ BC11 - ■ ■ K1	
	139	8.2	9.69	4 070	17	9	2KJ3301 - ■ BC11 - ■ ■ J1	
	156	7.3	8.63	3 930	18	9	2KJ3301 - ■ BC11 - ■ ■ H1	
	169	6.8	7.97	3 830	18	9	2KJ3301 - ■ BC11 - ■ ■ G1	
	193	5.9	6.98	3 660	21	9	2KJ3301 - ■ BC11 - ■ ■ F1	
	221	5.2	6.12	3 510	22	9	2KJ3301 - ■ BC11 - ■ ■ E1	
243	4.7	5.55	3 400	23	9	2KJ3301 - ■ BC11 - ■ ■ D1		
259	4.4	5.22	3 340	24	9	2KJ3301 - ■ BC11 - ■ ■ C1		
293	3.9	4.60	3 200	25	9	2KJ3301 - ■ BC11 - ■ ■ B1		
0.18	FD.79-LA71MG6							
	2.4	720	357.00	14 100	1.4	38	2KJ3405 - ■ CD11 - ■ ■ S1	P01
	2.6	655	324.62	14 300	1.5	38	2KJ3405 - ■ CD11 - ■ ■ R1	P01
	3.1	555	276.09	14 500	1.8	38	2KJ3405 - ■ CD11 - ■ ■ Q1	P01
	3.4	505	250.99	14 500	2.0	38	2KJ3405 - ■ CD11 - ■ ■ P1	P01
	FD.69-LA71MG6							
	2.4	705	348.40	10 600	0.85	31	2KJ3404 - ■ CD11 - ■ ■ S1	P01
	2.7	625	309.78	10 800	0.96	31	2KJ3404 - ■ CD11 - ■ ■ R1	P01
	3.1	550	272.00	10 900	1.1	31	2KJ3404 - ■ CD11 - ■ ■ Q1	P01
	3.4	500	247.27	11 000	1.2	31	2KJ3404 - ■ CD11 - ■ ■ P1	P01
	FD.69-LA63MF4							
	3.9	440	348.40	11 200	1.4	30	2KJ3404 - ■ BD11 - ■ ■ S1	
	4.4	390	309.78	11 300	1.5	30	2KJ3404 - ■ BD11 - ■ ■ R1	
	5.0	345	272.00	11 400	1.7	30	2KJ3404 - ■ BD11 - ■ ■ Q1	
	5.5	315	247.27	11 500	1.9	30	2KJ3404 - ■ BD11 - ■ ■ P1	
	FD.49-LA71MG6							
	2.9	595	294.29	7 200	0.81	26	2KJ3403 - ■ CD11 - ■ ■ R1	P01
	3.3	520	258.40	7 700	0.92	26	2KJ3403 - ■ CD11 - ■ ■ Q1	P01
	3.6	475	234.91	7 990	1.0	26	2KJ3403 - ■ CD11 - ■ ■ P1	P01
	FD.49-LA63MF4							
	4.1	420	330.98	8 210	1.1	25	2KJ3403 - ■ BD11 - ■ ■ S1	
	4.6	375	294.29	8 340	1.3	25	2KJ3403 - ■ BD11 - ■ ■ R1	
	5.2	325	258.40	8 480	1.5	25	2KJ3403 - ■ BD11 - ■ ■ Q1	
	5.7	295	234.91	8 570	1.6	25	2KJ3403 - ■ BD11 - ■ ■ P1	
	6.7	255	200.98	8 690	1.9	25	2KJ3403 - ■ BD11 - ■ ■ N1	
	7.4	230	182.71	8 760	2.1	25	2KJ3403 - ■ BD11 - ■ ■ M1	
	FD.39-LA63MF4							
	4.9	345	274.26	5 610	0.83	16	2KJ3402 - ■ BD11 - ■ ■ R1	
	5.5	310	243.26	5 740	0.94	16	2KJ3402 - ■ BD11 - ■ ■ Q1	

Article No. supplement

Shaft design

1, 5 or 9

→ page 10/44

Frequency and voltage

2 or 9

→ page 11/2

Gearbox mounting type

A, D, F or H

→ page 10/37

SIMOGEAR geared motors

Parallel shaft geared motors

Geared motors up to 55 kW

Selection and ordering data (continued)

P_{rated} kW	n_2 rpm	T_2 Nm	i -	F_{R2} N	f_B -	m kg	Article No. (Article No. supplement → below)	Order code No. of poles
0.18								
FD.39-LA63MF4								
6.4	265	211.06	5 910	1.1	16	2KJ3402 - ■ BD11 - ■ ■ P1		
7.0	240	191.87	6 000	1.2	16	2KJ3402 - ■ BD11 - ■ ■ N1		
8.2	210	164.56	6 110	1.4	16	2KJ3402 - ■ BD11 - ■ ■ M1		
9.0	190	149.60	6 190	1.5	16	2KJ3402 - ■ BD11 - ■ ■ L1		
10	167	131.17	6 270	1.7	16	2KJ3402 - ■ BD11 - ■ ■ K1		
12	149	117.08	6 340	1.9	16	2KJ3402 - ■ BD11 - ■ ■ J1		
13	133	104.34	6 400	2.2	16	2KJ3402 - ■ BD11 - ■ ■ H1		
FD.29-LA63MF4								
9.6	179	140.86	5 220	0.84	9	2KJ3401 - ■ BD11 - ■ ■ J1		
11	161	126.09	5 220	0.93	9	2KJ3401 - ■ BD11 - ■ ■ H1		
12	143	111.97	5 220	1.1	9	2KJ3401 - ■ BD11 - ■ ■ G1		
13	132	103.36	5 220	1.1	9	2KJ3401 - ■ BD11 - ■ ■ F1		
15	114	89.78	5 220	1.3	9	2KJ3401 - ■ BD11 - ■ ■ E1		
17	99	78.02	5 220	1.5	9	2KJ3401 - ■ BD11 - ■ ■ D1		
19	90	70.43	5 220	1.7	9	2KJ3401 - ■ BD11 - ■ ■ C1		
20	84	66.29	5 220	1.8	9	2KJ3401 - ■ BD11 - ■ ■ B1		
23	74	57.79	5 220	2.0	9	2KJ3401 - ■ BD11 - ■ ■ A1		
FZ.29-LA63MF4								
24	72	56.73	5 220	2.1	9	2KJ3301 - ■ BD11 - ■ ■ C2		
27	64	50.32	5 220	2.3	9	2KJ3301 - ■ BD11 - ■ ■ B2		
31	56	43.66	5 220	2.7	9	2KJ3301 - ■ BD11 - ■ ■ A2		
34	50	39.69	5 220	3.0	9	2KJ3301 - ■ BD11 - ■ ■ X1		
40	43	34.04	5 220	3.5	9	2KJ3301 - ■ BD11 - ■ ■ W1		
44	39	30.95	5 220	3.8	9	2KJ3301 - ■ BD11 - ■ ■ V1		
50	34	27.13	5 220	4.3	9	2KJ3301 - ■ BD11 - ■ ■ U1		
56	31	24.22	5 220	4.9	9	2KJ3301 - ■ BD11 - ■ ■ T1		
63	28	21.58	5 190	5.5	9	2KJ3301 - ■ BD11 - ■ ■ S1		
68	25	19.92	5 070	5.9	9	2KJ3301 - ■ BD11 - ■ ■ R1		
77	22	17.44	4 870	6.8	9	2KJ3301 - ■ BD11 - ■ ■ Q1		
88	20	15.29	4 670	7.7	9	2KJ3301 - ■ BD11 - ■ ■ P1		
97	18	13.88	4 530	8.5	9	2KJ3301 - ■ BD11 - ■ ■ N1		
103	17	13.06	4 450	9.0	9	2KJ3301 - ■ BD11 - ■ ■ M1		
117	15	11.51	4 270	9.8	9	2KJ3301 - ■ BD11 - ■ ■ L1		
135	13	9.99	4 090	11	9	2KJ3301 - ■ BD11 - ■ ■ K1		
139	12	9.69	4 040	12	9	2KJ3301 - ■ BD11 - ■ ■ J1		
156	11	8.63	3 890	12	9	2KJ3301 - ■ BD11 - ■ ■ H1		
169	10	7.97	3 790	12	9	2KJ3301 - ■ BD11 - ■ ■ G1		
193	8.9	6.98	3 640	14	9	2KJ3301 - ■ BD11 - ■ ■ F1		
221	7.8	6.12	3 490	15	9	2KJ3301 - ■ BD11 - ■ ■ E1		
243	7.1	5.55	3 380	15	9	2KJ3301 - ■ BD11 - ■ ■ D1		
259	6.6	5.22	3 320	16	9	2KJ3301 - ■ BD11 - ■ ■ C1		
293	5.9	4.60	3 180	17	9	2KJ3301 - ■ BD11 - ■ ■ B1		
338	5.1	4.00	3 040	18	9	2KJ3301 - ■ BD11 - ■ ■ A1		
FZ.29-LA63ME2								
162	11	17.44	3 860	14	9	2KJ3301 - ■ BC11 - ■ ■ Q1 P00		
184	9.3	15.29	3 710	16	9	2KJ3301 - ■ BC11 - ■ ■ P1 P00		
203	8.5	13.88	3 590	18	9	2KJ3301 - ■ BC11 - ■ ■ N1 P00		
216	8.0	13.06	3 520	19	9	2KJ3301 - ■ BC11 - ■ ■ M1 P00		

Article No. supplement

Shaft design

1, 5 or 9

→ page 10/44

Frequency and voltage

2 or 9

→ page 11/2

Gearbox mounting type

A, D, F or H

→ page 10/37

Selection and ordering data (continued)

P_{rated} kW	n_2 rpm	T_2 Nm	i -	F_{R2} N	f_B -	m kg	Article No. (Article No. supplement → below)	Order code No. of poles
0.18	FZ.29-LA63ME2							
	245	7.0	11.51	3 380	20	9	2KJ3301 - ■ BC11 - ■ ■ L1	P00
	282	6.1	9.99	3 230	22	9	2KJ3301 - ■ BC11 - ■ ■ K1	P00
	291	5.9	9.69	3 190	24	9	2KJ3301 - ■ BC11 - ■ ■ J1	P00
	327	5.3	8.63	3 070	25	9	2KJ3301 - ■ BC11 - ■ ■ H1	P00
	354	4.9	7.97	3 000	25	9	2KJ3301 - ■ BC11 - ■ ■ G1	P00
0.25	FD.79-LA71MH6							
	2.4	990	357.00	13 600	1.0	39	2KJ3405 - ■ CE11 - ■ ■ S1	P01
	2.6	900	324.62	13 800	1.1	39	2KJ3405 - ■ CE11 - ■ ■ R1	P01
	3.1	765	276.09	14 000	1.3	39	2KJ3405 - ■ CE11 - ■ ■ Q1	P01
	3.4	695	250.99	14 200	1.4	39	2KJ3405 - ■ CE11 - ■ ■ P1	P01
	FD.79-LA71MG4							
	3.8	630	357.00	14 300	1.6	38	2KJ3405 - ■ CD11 - ■ ■ S1	
	4.2	570	324.62	14 400	1.7	38	2KJ3405 - ■ CD11 - ■ ■ R1	
	4.9	485	276.09	14 500	2.0	38	2KJ3405 - ■ CD11 - ■ ■ Q1	
	FD.69-LA71MH6							
	3.5	685	247.27	10 600	0.87	32	2KJ3404 - ■ CE11 - ■ ■ P1	P01
	FD.69-LA71MG4							
	3.9	615	348.40	10 800	0.97	31	2KJ3404 - ■ CD11 - ■ ■ S1	
	4.4	545	309.78	10 900	1.1	31	2KJ3404 - ■ CD11 - ■ ■ R1	
	5.0	480	272.00	11 100	1.2	31	2KJ3404 - ■ CD11 - ■ ■ Q1	
	5.5	435	247.27	11 200	1.4	31	2KJ3404 - ■ CD11 - ■ ■ P1	
	6.4	370	211.56	11 400	1.6	31	2KJ3404 - ■ CD11 - ■ ■ N1	
	7.0	340	192.32	11 400	1.8	31	2KJ3404 - ■ CD11 - ■ ■ M1	
	7.9	300	170.00	11 500	2.0	31	2KJ3404 - ■ CD11 - ■ ■ L1	
	FD.49-LA71MG4							
	4.1	585	330.98	7 270	0.82	26	2KJ3403 - ■ CD11 - ■ ■ S1	
	4.6	520	294.29	7 700	0.92	26	2KJ3403 - ■ CD11 - ■ ■ R1	
	5.2	455	258.40	8 110	1.1	26	2KJ3403 - ■ CD11 - ■ ■ Q1	
	5.7	415	234.91	8 220	1.2	26	2KJ3403 - ■ CD11 - ■ ■ P1	
6.7	355	200.98	8 400	1.4	26	2KJ3403 - ■ CD11 - ■ ■ N1		
7.4	320	182.71	8 500	1.5	26	2KJ3403 - ■ CD11 - ■ ■ M1		
8.4	285	161.50	8 600	1.7	26	2KJ3403 - ■ CD11 - ■ ■ L1		
9.2	260	146.82	8 670	1.8	26	2KJ3403 - ■ CD11 - ■ ■ K1		
10	225	128.60	8 770	2.1	26	2KJ3403 - ■ CD11 - ■ ■ J1		
FD.39-LA71MG4								
7.0	335	191.87	5 650	0.85	17	2KJ3402 - ■ CD11 - ■ ■ N1		
8.2	290	164.56	5 820	1.0	17	2KJ3402 - ■ CD11 - ■ ■ M1		
9.0	265	149.60	5 910	1.1	17	2KJ3402 - ■ CD11 - ■ ■ L1		
10	230	131.17	6 040	1.3	17	2KJ3402 - ■ CD11 - ■ ■ K1		
12	205	117.08	6 130	1.4	17	2KJ3402 - ■ CD11 - ■ ■ J1		
13	185	104.34	6 210	1.6	17	2KJ3402 - ■ CD11 - ■ ■ H1		
14	170	96.31	6 260	1.7	17	2KJ3402 - ■ CD11 - ■ ■ G1		
16	149	84.32	6 340	1.9	17	2KJ3402 - ■ CD11 - ■ ■ F1		
18	131	73.93	6 410	2.2	17	2KJ3402 - ■ CD11 - ■ ■ E1		
FZ.39-LA71MG4								
23	103	57.99	6 510	2.2	17	2KJ3302 - ■ CD11 - ■ ■ A2		
FD.29-LA71MG4								
13	183	103.36	5 220	0.82	10	2KJ3401 - ■ CD11 - ■ ■ F1		
15	159	89.78	5 220	0.94	10	2KJ3401 - ■ CD11 - ■ ■ E1		

Article No. supplement

Shaft design

1, 5 or 9

Frequency and voltage

2 or 9

Gearbox mounting type

A, D, F or H

→ page 10/44

→ page 11/2

→ page 10/37

SIMOGEAR geared motors

Parallel shaft geared motors

Geared motors up to 55 kW

Selection and ordering data (continued)

P_{rated} kW	n_2 rpm	T_2 Nm	i -	F_{R2} N	f_B -	m kg	Article No. (Article No. supplement → below)	Order code No. of poles
0.25	FD.29-LA71MG4							
	17	138	78.02	5 220	1.1	10	2KJ3401 - ■ CD11 - ■ ■ D1	
	19	125	70.43	5 220	1.2	10	2KJ3401 - ■ CD11 - ■ ■ C1	
	20	117	66.29	5 220	1.3	10	2KJ3401 - ■ CD11 - ■ ■ B1	
	23	102	57.79	5 220	1.5	10	2KJ3401 - ■ CD11 - ■ ■ A1	
	FZ.29-LA71MG4							
	24	100	56.73	5 220	1.5	10	2KJ3301 - ■ CD11 - ■ ■ C2	
	27	89	50.32	5 220	1.7	10	2KJ3301 - ■ CD11 - ■ ■ B2	
	31	77	43.66	5 220	1.9	10	2KJ3301 - ■ CD11 - ■ ■ A2	
	34	70	39.69	5 220	2.1	10	2KJ3301 - ■ CD11 - ■ ■ X1	
	40	60	34.04	5 220	2.5	10	2KJ3301 - ■ CD11 - ■ ■ W1	
	44	55	30.95	5 220	2.7	10	2KJ3301 - ■ CD11 - ■ ■ V1	
	50	48	27.13	5 220	3.1	10	2KJ3301 - ■ CD11 - ■ ■ U1	
	56	43	24.22	5 220	3.5	10	2KJ3301 - ■ CD11 - ■ ■ T1	
	63	38	21.58	5 110	3.9	10	2KJ3301 - ■ CD11 - ■ ■ S1	
	68	35	19.92	4 990	4.3	10	2KJ3301 - ■ CD11 - ■ ■ R1	
	77	31	17.44	4 800	4.9	10	2KJ3301 - ■ CD11 - ■ ■ Q1	
	88	27	15.29	4 610	5.5	10	2KJ3301 - ■ CD11 - ■ ■ P1	
	97	24	13.88	4 480	6.1	10	2KJ3301 - ■ CD11 - ■ ■ N1	
	103	23	13.06	4 400	6.5	10	2KJ3301 - ■ CD11 - ■ ■ M1	
	117	20	11.51	4 230	7.0	10	2KJ3301 - ■ CD11 - ■ ■ L1	
	135	18	9.99	4 050	7.7	10	2KJ3301 - ■ CD11 - ■ ■ K1	
	139	17	9.69	3 990	8.3	10	2KJ3301 - ■ CD11 - ■ ■ J1	
156	15	8.63	3 850	8.5	10	2KJ3301 - ■ CD11 - ■ ■ H1		
169	14	7.97	3 750	8.5	10	2KJ3301 - ■ CD11 - ■ ■ G1		
193	12	6.98	3 610	10	10	2KJ3301 - ■ CD11 - ■ ■ F1		
221	11	6.12	3 460	10	10	2KJ3301 - ■ CD11 - ■ ■ E1		
243	9.8	5.55	3 350	11	10	2KJ3301 - ■ CD11 - ■ ■ D1		
259	9.2	5.22	3 290	12	10	2KJ3301 - ■ CD11 - ■ ■ C1		
293	8.1	4.60	3 160	12	10	2KJ3301 - ■ CD11 - ■ ■ B1		
338	7.1	4.00	3 020	13	10	2KJ3301 - ■ CD11 - ■ ■ A1		
FZ.29-LA63MF2								
162	15	17.44	3 820	10	9	2KJ3301 - ■ BD11 - ■ ■ Q1	P00	
185	13	15.29	3 670	12	9	2KJ3301 - ■ BD11 - ■ ■ P1	P00	
204	12	13.88	3 560	13	9	2KJ3301 - ■ BD11 - ■ ■ N1	P00	
217	11	13.06	3 490	14	9	2KJ3301 - ■ BD11 - ■ ■ M1	P00	
246	9.7	11.51	3 360	15	9	2KJ3301 - ■ BD11 - ■ ■ L1	P00	
0.37	FD.79-LA71MH4							
	3.8	920	357.00	13 700	1.1	39	2KJ3405 - ■ CE11 - ■ ■ S1	
	4.2	835	324.62	13 900	1.2	39	2KJ3405 - ■ CE11 - ■ ■ R1	
	5.0	710	276.09	14 100	1.4	39	2KJ3405 - ■ CE11 - ■ ■ Q1	
	5.5	645	250.99	14 300	1.5	39	2KJ3405 - ■ CE11 - ■ ■ P1	
	6.1	575	223.94	14 400	1.7	39	2KJ3405 - ■ CE11 - ■ ■ N1	
	6.8	515	200.80	14 500	1.9	39	2KJ3405 - ■ CE11 - ■ ■ M1	
	7.6	465	180.99	14 500	2.1	39	2KJ3405 - ■ CE11 - ■ ■ L1	
	FD.69-LA71MH4							
	5.0	700	272.00	10 600	0.86	32	2KJ3404 - ■ CE11 - ■ ■ Q1	
	5.5	635	247.27	10 700	0.94	32	2KJ3404 - ■ CE11 - ■ ■ P1	
	6.5	545	211.56	10 900	1.1	32	2KJ3404 - ■ CE11 - ■ ■ N1	

Article No. supplement

Shaft design

1, 5 or 9

Frequency and voltage

2 or 9

Gearbox mounting type

A, D, F or H

→ page 10/44

→ page 11/2

→ page 10/37

Selection and ordering data (continued)

P_{rated} kW	n_2 rpm	T_2 Nm	i -	F_{R2} N	f_B -	m kg	Article No. (Article No. supplement → below)	Order code No. of poles
0.37	FD.69-LA71MH4							
	7.1	495	192.32	11 100	1.2	32	2KJ3404 - ■ CE11 - ■ ■ M1	
	8.1	435	170.00	11 200	1.4	32	2KJ3404 - ■ CE11 - ■ ■ L1	
	8.9	395	154.55	11 300	1.5	32	2KJ3404 - ■ CE11 - ■ ■ K1	
	10	345	135.37	11 400	1.7	32	2KJ3404 - ■ CE11 - ■ ■ J1	
	11	320	124.96	11 500	1.9	32	2KJ3404 - ■ CE11 - ■ ■ H1	
	12	285	110.63	11 600	2.1	32	2KJ3404 - ■ CE11 - ■ ■ G1	
FD.49-LA71MH4								
6.8	515	200.98	7 720	0.93	27	2KJ3403 - ■ CE11 - ■ ■ N1		
7.5	470	182.71	8 020	1.0	27	2KJ3403 - ■ CE11 - ■ ■ M1		
8.5	415	161.50	8 220	1.2	27	2KJ3403 - ■ CE11 - ■ ■ L1		
9.3	375	146.82	8 340	1.3	27	2KJ3403 - ■ CE11 - ■ ■ K1		
11	330	128.60	8 470	1.4	27	2KJ3403 - ■ CE11 - ■ ■ J1		
12	305	118.71	8 540	1.6	27	2KJ3403 - ■ CE11 - ■ ■ H1		
13	270	105.10	8 640	1.8	27	2KJ3403 - ■ CE11 - ■ ■ G1		
16	225	87.48	8 770	2.1	27	2KJ3403 - ■ CE11 - ■ ■ F1		
17	210	82.33	8 820	2.3	27	2KJ3403 - ■ CE11 - ■ ■ E1		
FD.39-LA71MH4								
10	335	131.17	5 650	0.86	18	2KJ3402 - ■ CE11 - ■ ■ K1		
12	300	117.08	5 780	0.96	18	2KJ3402 - ■ CE11 - ■ ■ J1		
13	265	104.34	5 910	1.1	18	2KJ3402 - ■ CE11 - ■ ■ H1		
14	245	96.31	5 980	1.2	18	2KJ3402 - ■ CE11 - ■ ■ G1		
16	215	84.32	6 100	1.3	18	2KJ3402 - ■ CE11 - ■ ■ F1		
19	191	73.93	6 180	1.5	18	2KJ3402 - ■ CE11 - ■ ■ E1		
20	173	67.07	6 250	1.7	18	2KJ3402 - ■ CE11 - ■ ■ D1		
22	163	63.13	6 290	1.8	18	2KJ3402 - ■ CE11 - ■ ■ C1		
25	144	55.65	6 360	2.0	18	2KJ3402 - ■ CE11 - ■ ■ B1		
28	125	48.29	6 430	2.3	18	2KJ3402 - ■ CE11 - ■ ■ A1		
FZ.39-LA71MH4								
21	168	65.21	6 270	1.7	18	2KJ3302 - ■ CE11 - ■ ■ B2		
24	150	57.99	6 340	1.5	18	2KJ3302 - ■ CE11 - ■ ■ A2		
27	131	50.91	6 410	1.8	18	2KJ3302 - ■ CE11 - ■ ■ X1		
30	119	46.29	6 450	2.1	18	2KJ3302 - ■ CE11 - ■ ■ W1		
FD.29-LA71MH4								
19	182	70.43	5 220	0.83	12	2KJ3401 - ■ CE11 - ■ ■ C1		
21	171	66.29	5 220	0.88	12	2KJ3401 - ■ CE11 - ■ ■ B1		
24	149	57.79	5 220	1.0	12	2KJ3401 - ■ CE11 - ■ ■ A1		
FZ.29-LA71MH4								
24	146	56.73	5 220	1.0	11	2KJ3301 - ■ CE11 - ■ ■ C2		
27	130	50.32	5 220	1.2	11	2KJ3301 - ■ CE11 - ■ ■ B2		
31	113	43.66	5 220	1.3	11	2KJ3301 - ■ CE11 - ■ ■ A2		
35	102	39.69	5 220	1.5	11	2KJ3301 - ■ CE11 - ■ ■ X1		
40	88	34.04	5 220	1.7	11	2KJ3301 - ■ CE11 - ■ ■ W1		
44	80	30.95	5 220	1.9	11	2KJ3301 - ■ CE11 - ■ ■ V1		
50	70	27.13	5 220	2.1	11	2KJ3301 - ■ CE11 - ■ ■ U1		
57	62	24.22	5 100	2.4	11	2KJ3301 - ■ CE11 - ■ ■ T1		
63	56	21.58	4 930	2.7	11	2KJ3301 - ■ CE11 - ■ ■ S1		
69	51	19.92	4 830	2.9	11	2KJ3301 - ■ CE11 - ■ ■ R1		
79	45	17.44	4 650	3.3	11	2KJ3301 - ■ CE11 - ■ ■ Q1		

Article No. supplement

Shaft design

1, 5 or 9

→ page 10/44

Frequency and voltage

2 or 9

→ page 11/2

Gearbox mounting type

A, D, F or H

→ page 10/37

SIMOGEAR geared motors

Parallel shaft geared motors

Geared motors up to 55 kW

Selection and ordering data (continued)

P_{rated} kW	n_2 rpm	T_2 Nm	i -	F_{R2} N	f_B -	m kg	Article No. (Article No. supplement → below)	Order code No. of poles	
0.37	FZ.29-LA71MH4								
	90	39	15.29	4 490	3.8	11	2KJ3301 - ■ CE11 - ■ ■ P1		
	99	36	13.88	4 360	4.2	11	2KJ3301 - ■ CE11 - ■ ■ N1		
	105	34	13.06	4 280	4.5	11	2KJ3301 - ■ CE11 - ■ ■ M1		
	119	30	11.51	4 130	4.8	11	2KJ3301 - ■ CE11 - ■ ■ L1		
	137	26	9.99	3 960	5.3	11	2KJ3301 - ■ CE11 - ■ ■ K1		
	141	25	9.69	3 890	5.7	11	2KJ3301 - ■ CE11 - ■ ■ J1		
	159	22	8.63	3 760	5.8	11	2KJ3301 - ■ CE11 - ■ ■ H1		
	172	21	7.97	3 670	5.8	11	2KJ3301 - ■ CE11 - ■ ■ G1		
	196	18	6.98	3 530	6.8	11	2KJ3301 - ■ CE11 - ■ ■ F1		
	224	16	6.12	3 390	7.2	11	2KJ3301 - ■ CE11 - ■ ■ E1		
	247	14	5.55	3 300	7.5	11	2KJ3301 - ■ CE11 - ■ ■ D1		
	262	14	5.22	3 230	7.9	11	2KJ3301 - ■ CE11 - ■ ■ C1		
	298	12	4.60	3 110	8.2	11	2KJ3301 - ■ CE11 - ■ ■ B1		
	342	10	4.00	2 980	8.8	11	2KJ3301 - ■ CE11 - ■ ■ A1		
	FZ.29-LA71MG2								
	157	22	17.44	3 810	6.7	10	2KJ3301 - ■ CD11 - ■ ■ Q1	P00	
	179	20	15.29	3 650	7.6	10	2KJ3301 - ■ CD11 - ■ ■ P1	P00	
	197	18	13.88	3 550	8.4	10	2KJ3301 - ■ CD11 - ■ ■ N1	P00	
	210	17	13.06	3 480	8.9	10	2KJ3301 - ■ CD11 - ■ ■ M1	P00	
	238	15	11.51	3 350	9.6	10	2KJ3301 - ■ CD11 - ■ ■ L1	P00	
	274	13	9.99	3 200	11	10	2KJ3301 - ■ CD11 - ■ ■ K1	P00	
	283	12	9.69	3 160	11	10	2KJ3301 - ■ CD11 - ■ ■ J1	P00	
	317	11	8.63	3 050	12	10	2KJ3301 - ■ CD11 - ■ ■ H1	P00	
	344	10	7.97	2 980	12	10	2KJ3301 - ■ CD11 - ■ ■ G1	P00	
	393	9	6.98	2 850	14	10	2KJ3301 - ■ CD11 - ■ ■ F1	P00	
	448	7.9	6.12	2 740	14	10	2KJ3301 - ■ CD11 - ■ ■ E1	P00	
	494	7.2	5.55	2 650	15	10	2KJ3301 - ■ CD11 - ■ ■ D1	P00	
	0.55	FD.89-LE80MB4							
		4.3	1 220	335.30	17 400	1.5	73	2KJ3406 - ■ DB21 - ■ ■ S1	
4.7		1 110	304.82	17 400	1.7	73	2KJ3406 - ■ DB21 - ■ ■ R1		
5.3		995	273.41	17 400	1.9	73	2KJ3406 - ■ DB21 - ■ ■ Q1		
5.9		895	245.82	17 400	2.1	73	2KJ3406 - ■ DB21 - ■ ■ P1		
	FD.79-LE80MB4								
	4.4	1 180	324.62	13 200	0.84	42	2KJ3405 - ■ DB21 - ■ ■ R1		
	5.2	1 000	276.09	13 600	0.99	42	2KJ3405 - ■ DB21 - ■ ■ Q1		
	5.7	915	250.99	13 700	1.1	42	2KJ3405 - ■ DB21 - ■ ■ P1		
	6.4	815	223.94	13 900	1.2	42	2KJ3405 - ■ DB21 - ■ ■ N1		
	7.2	730	200.80	14 100	1.4	42	2KJ3405 - ■ DB21 - ■ ■ M1		
	8.0	660	180.99	14 200	1.5	42	2KJ3405 - ■ DB21 - ■ ■ L1		
	8.6	605	167.07	14 400	1.6	42	2KJ3405 - ■ DB21 - ■ ■ K1		
	9.4	555	152.51	14 500	1.8	42	2KJ3405 - ■ DB21 - ■ ■ J1		
	11	460	126.54	14 500	2.2	42	2KJ3405 - ■ DB21 - ■ ■ H1		
	FD.79-LA71ZML4								
	4.2	1 240	324.62	13 100	0.80	39	2KJ3405 - ■ CH11 - ■ ■ R1		
	5.0	1 050	276.09	13 500	0.94	39	2KJ3405 - ■ CH11 - ■ ■ Q1		
	5.5	960	250.99	13 700	1.0	39	2KJ3405 - ■ CH11 - ■ ■ P1		
	6.1	855	223.94	13 900	1.2	39	2KJ3405 - ■ CH11 - ■ ■ N1		
6.8	770	200.80	14 000	1.3	39	2KJ3405 - ■ CH11 - ■ ■ M1			

Article No. supplement

Shaft design

1, 5 or 9

Frequency and voltage

2 or 9

Gearbox mounting type

A, D, F or H

→ page 10/44

→ page 11/2

→ page 10/37

Selection and ordering data (continued)

P_{rated} kW	n_2 rpm	T_2 Nm	i -	F_{R2} N	f_B -	m kg	Article No. (Article No. supplement → below)	Order code No. of poles
0.55	FD.79-LA71ZML4							
	7.6	690	180.99	14 200	1.4	39	2KJ3405 - ■ CH11 - ■ ■ L1	
	8.2	640	167.07	14 300	1.6	39	2KJ3405 - ■ CH11 - ■ ■ K1	
	9.0	585	152.51	14 400	1.7	39	2KJ3405 - ■ CH11 - ■ ■ J1	
	11	485	126.54	14 500	2.1	39	2KJ3405 - ■ CH11 - ■ ■ H1	
	12	455	119.10	14 500	2.2	39	2KJ3405 - ■ CH11 - ■ ■ G1	
	FD.69-LE80MB4							
	7.5	700	192.32	10 600	0.86	35	2KJ3404 - ■ DB21 - ■ ■ M1	
	8.5	620	170.00	10 800	0.97	35	2KJ3404 - ■ DB21 - ■ ■ L1	
	9.3	560	154.55	10 900	1.1	35	2KJ3404 - ■ DB21 - ■ ■ K1	
	11	490	135.37	11 100	1.2	35	2KJ3404 - ■ DB21 - ■ ■ J1	
	12	455	124.96	11 200	1.3	35	2KJ3404 - ■ DB21 - ■ ■ H1	
	13	400	110.63	11 300	1.5	35	2KJ3404 - ■ DB21 - ■ ■ G1	
	16	335	92.08	11 400	1.8	35	2KJ3404 - ■ DB21 - ■ ■ F1	
	17	315	86.67	11 500	1.9	35	2KJ3404 - ■ DB21 - ■ ■ E1	
	19	280	77.65	11 600	2.1	35	2KJ3404 - ■ DB21 - ■ ■ D1	
	FD.69-LA71ZML4							
	7.1	735	192.32	10 500	0.81	32	2KJ3404 - ■ CH11 - ■ ■ M1	
8.1	650	170.00	10 700	0.92	32	2KJ3404 - ■ CH11 - ■ ■ L1		
8.9	590	154.55	10 800	1.0	32	2KJ3404 - ■ CH11 - ■ ■ K1		
10	515	135.37	11 000	1.2	32	2KJ3404 - ■ CH11 - ■ ■ J1		
11	475	124.96	11 100	1.3	32	2KJ3404 - ■ CH11 - ■ ■ H1		
12	420	110.63	11 200	1.4	32	2KJ3404 - ■ CH11 - ■ ■ G1		
15	350	92.08	11 400	1.7	32	2KJ3404 - ■ CH11 - ■ ■ F1		
16	330	86.67	11 400	1.8	32	2KJ3404 - ■ CH11 - ■ ■ E1		
18	295	77.65	11 500	2.0	32	2KJ3404 - ■ CH11 - ■ ■ D1		
21	250	66.11	11 600	2.4	32	2KJ3404 - ■ CH11 - ■ ■ C1		
FZ.69-LA71ZML4								
21	245	64.67	11 600	2.4	32	2KJ3304 - ■ CH11 - ■ ■ X1		
FD.49-LA71ZML4								
9.3	560	146.82	7 430	0.85	27	2KJ3403 - ■ CH11 - ■ ■ K1		
11	490	128.60	7 890	0.97	27	2KJ3403 - ■ CH11 - ■ ■ J1		
12	455	118.71	8 110	1.1	27	2KJ3403 - ■ CH11 - ■ ■ H1		
13	400	105.10	8 270	1.2	27	2KJ3403 - ■ CH11 - ■ ■ G1		
16	335	87.48	8 460	1.4	27	2KJ3403 - ■ CH11 - ■ ■ F1		
17	315	82.33	8 510	1.5	27	2KJ3403 - ■ CH11 - ■ ■ E1		
19	280	73.77	8 610	1.7	27	2KJ3403 - ■ CH11 - ■ ■ D1		
22	240	62.81	8 730	2.0	27	2KJ3403 - ■ CH11 - ■ ■ C1		
FD.49-LE80MB4								
8.9	585	161.50	7 270	0.81	30	2KJ3403 - ■ DB21 - ■ ■ L1		
9.8	535	146.82	7 600	0.90	30	2KJ3403 - ■ DB21 - ■ ■ K1		
11	465	128.60	8 060	1.0	30	2KJ3403 - ■ DB21 - ■ ■ J1		
12	430	118.71	8 180	1.1	30	2KJ3403 - ■ DB21 - ■ ■ H1		
14	380	105.10	8 330	1.3	30	2KJ3403 - ■ DB21 - ■ ■ G1		
16	315	87.48	8 510	1.5	30	2KJ3403 - ■ DB21 - ■ ■ F1		
17	300	82.33	8 560	1.6	30	2KJ3403 - ■ DB21 - ■ ■ E1		
20	265	73.77	8 660	1.8	30	2KJ3403 - ■ DB21 - ■ ■ D1		
23	225	62.81	8 770	2.1	30	2KJ3403 - ■ DB21 - ■ ■ C1		
27	196	53.83	8 450	2.4	30	2KJ3403 - ■ DB21 - ■ ■ B1		

Article No. supplement

Shaft design

1, 5 or 9

→ page 10/44

Frequency and voltage

2 or 9

→ page 11/2

Gearbox mounting type

A, D, F or H

→ page 10/37

SIMOGEAR geared motors

Parallel shaft geared motors

Geared motors up to 55 kW

Selection and ordering data (continued)

P_{rated} kW	n_2 rpm	T_2 Nm	i -	F_{R2} N	f_B -	m kg	Article No. (Article No. supplement → below)	Order code No. of poles
0.55	FZ.49-LA71ZML4							
	22	235	61.43	8 750	2.0	27	2KJ3303 - ■ CH11 - ■ ■ X1	
	25	210	55.85	8 640	2.2	27	2KJ3303 - ■ CH11 - ■ ■ W1	
	FZ.49-LE80MB4							
	23	220	61.43	8 730	2.1	29	2KJ3303 - ■ DB21 - ■ ■ X1	
	26	200	55.85	8 540	2.4	29	2KJ3303 - ■ DB21 - ■ ■ W1	
	FD.39-LA71ZML4							
	16	320	84.32	5 700	0.9	18	2KJ3402 - ■ CH11 - ■ ■ F1	
	19	280	73.93	5 850	1.0	18	2KJ3402 - ■ CH11 - ■ ■ E1	
	20	255	67.07	5 950	1.1	18	2KJ3402 - ■ CH11 - ■ ■ D1	
	22	240	63.13	6 000	1.2	18	2KJ3402 - ■ CH11 - ■ ■ C1	
	25	210	55.65	6 110	1.4	18	2KJ3402 - ■ CH11 - ■ ■ B1	
	28	185	48.29	6 210	1.6	18	2KJ3402 - ■ CH11 - ■ ■ A1	
	FD.39-LE80MB4							
	15	350	96.31	5 590	0.83	20	2KJ3402 - ■ DB21 - ■ ■ G1	
	17	305	84.32	5 760	0.94	20	2KJ3402 - ■ DB21 - ■ ■ F1	
	19	270	73.93	5 890	1.1	20	2KJ3402 - ■ DB21 - ■ ■ E1	
	21	245	67.07	5 980	1.2	20	2KJ3402 - ■ DB21 - ■ ■ D1	
	23	230	63.13	6 040	1.3	20	2KJ3402 - ■ DB21 - ■ ■ C1	
	26	200	55.65	6 150	1.4	20	2KJ3402 - ■ DB21 - ■ ■ B1	
	30	176	48.29	6 240	1.6	20	2KJ3402 - ■ DB21 - ■ ■ A1	
	FZ.39-LA71ZML4							
	21	250	65.21	5 970	1.2	18	2KJ3302 - ■ CH11 - ■ ■ B2	
	24	220	57.99	6 080	1.0	18	2KJ3302 - ■ CH11 - ■ ■ A2	
	27	195	50.91	6 170	1.2	18	2KJ3302 - ■ CH11 - ■ ■ X1	
	30	177	46.29	6 240	1.4	18	2KJ3302 - ■ CH11 - ■ ■ W1	
	35	152	39.60	6 330	1.9	18	2KJ3302 - ■ CH11 - ■ ■ V1	
	38	138	36.00	6 380	1.8	18	2KJ3302 - ■ CH11 - ■ ■ U1	
	43	122	31.82	6 440	2.3	18	2KJ3302 - ■ CH11 - ■ ■ T1	
	47	111	28.93	6 480	2.5	18	2KJ3302 - ■ CH11 - ■ ■ S1	
	54	97	25.34	6 470	2.7	18	2KJ3302 - ■ CH11 - ■ ■ R1	
	59	90	23.39	6 340	2.9	18	2KJ3302 - ■ CH11 - ■ ■ Q1	
	66	79	20.71	6 140	3.1	18	2KJ3302 - ■ CH11 - ■ ■ P1	
	FZ.39-LE80MB4							
	25	210	57.99	6 110	1.1	20	2KJ3302 - ■ DB21 - ■ ■ A2	
	28	186	50.91	6 200	1.3	20	2KJ3302 - ■ DB21 - ■ ■ X1	
	31	169	46.29	6 270	1.5	20	2KJ3302 - ■ DB21 - ■ ■ W1	
	36	144	39.60	6 360	2.0	20	2KJ3302 - ■ DB21 - ■ ■ V1	
	40	131	36.00	6 410	1.9	20	2KJ3302 - ■ DB21 - ■ ■ U1	
	45	116	31.82	6 460	2.5	20	2KJ3302 - ■ DB21 - ■ ■ T1	
	50	106	28.93	6 500	2.6	20	2KJ3302 - ■ DB21 - ■ ■ S1	
	57	92	25.34	6 390	2.9	20	2KJ3302 - ■ DB21 - ■ ■ R1	
	62	85	23.39	6 260	3.0	20	2KJ3302 - ■ DB21 - ■ ■ Q1	
	FZ.29-LE80MB4							
	29	184	50.32	5 220	0.82	14	2KJ3301 - ■ DB21 - ■ ■ B2	
	33	159	43.66	5 220	0.94	14	2KJ3301 - ■ DB21 - ■ ■ A2	
	36	145	39.69	5 220	1.0	14	2KJ3301 - ■ DB21 - ■ ■ X1	
	42	124	34.04	5 150	1.2	14	2KJ3301 - ■ DB21 - ■ ■ W1	
	47	113	30.95	5 050	1.3	14	2KJ3301 - ■ DB21 - ■ ■ V1	
	53	99	27.13	4 910	1.5	14	2KJ3301 - ■ DB21 - ■ ■ U1	

Article No. supplement

Shaft design

1, 5 or 9

→ page 10/44

Frequency and voltage

2 or 9

→ page 11/2

Gearbox mounting type

A, D, F or H

→ page 10/37

Selection and ordering data (continued)

P_{rated} kW	n_2 rpm	T_2 Nm	i -	F_{R2} N	f_B -	m kg	Article No. (Article No. supplement → below)	Order code No. of poles
0.55	FZ.29-LE80MB4							
	59	88	24.22	4 790	1.7	14	2KJ3301 - ■ DB21 - ■ ■ T1	
	67	79	21.58	4 650	1.9	14	2KJ3301 - ■ DB21 - ■ ■ S1	
	72	73	19.92	4 560	2.1	14	2KJ3301 - ■ DB21 - ■ ■ R1	
	83	64	17.44	4 410	2.4	14	2KJ3301 - ■ DB21 - ■ ■ Q1	
	94	56	15.29	4 270	2.7	14	2KJ3301 - ■ DB21 - ■ ■ P1	
	104	51	13.88	4 160	3.0	14	2KJ3301 - ■ DB21 - ■ ■ N1	
	110	48	13.06	4 090	3.1	14	2KJ3301 - ■ DB21 - ■ ■ M1	
	125	42	11.51	3 960	3.4	14	2KJ3301 - ■ DB21 - ■ ■ L1	
	144	36	9.99	3 810	3.7	14	2KJ3301 - ■ DB21 - ■ ■ K1	
	149	35	9.69	3 720	4.0	14	2KJ3301 - ■ DB21 - ■ ■ J1	
	167	32	8.63	3 600	4.1	14	2KJ3301 - ■ DB21 - ■ ■ H1	
	181	29	7.97	3 530	4.1	14	2KJ3301 - ■ DB21 - ■ ■ G1	
	0.55	FZ.29-LA71ZML4						
31		167	43.66	5 220	0.90	11	2KJ3301 - ■ CH11 - ■ ■ A2	
35		152	39.69	5 220	0.99	11	2KJ3301 - ■ CH11 - ■ ■ X1	
40		131	34.04	5 200	1.1	11	2KJ3301 - ■ CH11 - ■ ■ W1	
44		119	30.95	5 100	1.3	11	2KJ3301 - ■ CH11 - ■ ■ V1	
50		104	27.13	4 960	1.4	11	2KJ3301 - ■ CH11 - ■ ■ U1	
57		93	24.22	4 840	1.6	11	2KJ3301 - ■ CH11 - ■ ■ T1	
63		83	21.58	4 710	1.8	11	2KJ3301 - ■ CH11 - ■ ■ S1	
69		76	19.92	4 620	2.0	11	2KJ3301 - ■ CH11 - ■ ■ R1	
79		67	17.44	4 470	2.2	11	2KJ3301 - ■ CH11 - ■ ■ Q1	
90		59	15.29	4 320	2.6	11	2KJ3301 - ■ CH11 - ■ ■ P1	
99		53	13.88	4 220	2.8	11	2KJ3301 - ■ CH11 - ■ ■ N1	
105		50	13.06	4 150	3.0	11	2KJ3301 - ■ CH11 - ■ ■ M1	
119		44	11.51	4 010	3.2	11	2KJ3301 - ■ CH11 - ■ ■ L1	
137		38	9.99	3 860	3.6	11	2KJ3301 - ■ CH11 - ■ ■ K1	
141		37	9.69	3 770	3.8	11	2KJ3301 - ■ CH11 - ■ ■ J1	
159		33	8.63	3 660	3.9	11	2KJ3301 - ■ CH11 - ■ ■ H1	
172		31	7.97	3 570	3.9	11	2KJ3301 - ■ CH11 - ■ ■ G1	
0.75	FD.129-LE90SQ6P							
	2.2	3 190	413	37 500	1.5	171	2KJ3408 - ■ EC23 - ■ ■ T1	P01
	2.4	2 950	381	37 500	1.6	171	2KJ3408 - ■ EC23 - ■ ■ S1	P01
	2.6	2 710	351	37 500	1.8	171	2KJ3408 - ■ EC23 - ■ ■ R1	P01
	FD.109-LE90SQ6P							
	2.3	3 170	410.00	25 000	0.98	118	2KJ3407 - ■ EC23 - ■ ■ T1	P01
2.5	2 860	370.00	25 000	1.1	118	2KJ3407 - ■ EC23 - ■ ■ S1	P01	
2.8	2 590	335.70	25 000	1.2	118	2KJ3407 - ■ EC23 - ■ ■ R1	P01	
3.0	2 390	309.87	25 000	1.3	118	2KJ3407 - ■ EC23 - ■ ■ Q1	P01	
3.3	2 180	281.68	25 000	1.4	118	2KJ3407 - ■ EC23 - ■ ■ P1	P01	
0.75	FD.89-LE90SQ6P							
	3.4	2 110	273.41	17 400	0.87	78	2KJ3406 - ■ EC23 - ■ ■ Q1	P01
3.8	1 900	245.82	17 400	0.97	78	2KJ3406 - ■ EC23 - ■ ■ P1	P01	
0.75	FD.89-LE80ZMQ4P							
	4.3	1 650	335.30	17 400	1.1	75	2KJ3406 - ■ DF23 - ■ ■ S1	
	4.8	1 500	304.82	17 400	1.2	75	2KJ3406 - ■ DF23 - ■ ■ R1	
	5.3	1 350	273.41	17 400	1.4	75	2KJ3406 - ■ DF23 - ■ ■ Q1	
	5.9	1 210	245.82	17 400	1.5	75	2KJ3406 - ■ DF23 - ■ ■ P1	
6.5	1 090	222.33	17 400	1.7	75	2KJ3406 - ■ DF23 - ■ ■ N1		

Article No. supplement

Shaft design

1, 5 or 9

→ page 10/44

Frequency and voltage

2 or 9

→ page 11/2

Gearbox mounting type

A, D, F or H

→ page 10/37

SIMOGEAR geared motors

Parallel shaft geared motors

Geared motors up to 55 kW

Selection and ordering data (continued)

P_{rated} kW	n_2 rpm	T_2 Nm	i -	F_{R2} N	f_B -	m kg	Article No. (Article No. supplement → below)	Order code No. of poles
0.75	FD.89-LE80ZMQ4P							
	7.1	1 010	205.23	17 400	1.8	75	2KJ3406 - ■ DF23 - ■ ■ M1	
	7.7	925	188.00	17 400	2.0	75	2KJ3406 - ■ DF23 - ■ ■ L1	
	FD.79-LE80ZMQ4P							
	5.8	1 240	250.99	13 100	0.81	44	2KJ3405 - ■ DF23 - ■ ■ P1	
	6.5	1 100	223.94	13 400	0.90	44	2KJ3405 - ■ DF23 - ■ ■ N1	
	7.2	990	200.80	13 600	1.0	44	2KJ3405 - ■ DF23 - ■ ■ M1	
	8.0	890	180.99	13 800	1.1	44	2KJ3405 - ■ DF23 - ■ ■ L1	
	8.7	825	167.07	13 900	1.2	44	2KJ3405 - ■ DF23 - ■ ■ K1	
	9.5	750	152.51	14 100	1.3	44	2KJ3405 - ■ DF23 - ■ ■ J1	
	11	625	126.54	14 300	1.6	44	2KJ3405 - ■ DF23 - ■ ■ H1	
	12	585	119.10	14 400	1.7	44	2KJ3405 - ■ DF23 - ■ ■ G1	
	13	555	112.48	14 500	1.8	44	2KJ3405 - ■ DF23 - ■ ■ F1	
	15	470	95.71	14 500	2.1	44	2KJ3405 - ■ DF23 - ■ ■ E1	
	FD.69-LE80ZMQ4P							
	11	665	135.37	10 700	0.90	37	2KJ3404 - ■ DF23 - ■ ■ J1	
	12	615	124.96	10 800	0.97	37	2KJ3404 - ■ DF23 - ■ ■ H1	
	13	545	110.63	10 900	1.1	37	2KJ3404 - ■ DF23 - ■ ■ G1	
	16	455	92.08	11 200	1.3	37	2KJ3404 - ■ DF23 - ■ ■ F1	
	17	425	86.67	11 200	1.4	37	2KJ3404 - ■ DF23 - ■ ■ E1	
	19	380	77.65	11 300	1.6	37	2KJ3404 - ■ DF23 - ■ ■ D1	
	22	325	66.11	11 400	1.8	37	2KJ3404 - ■ DF23 - ■ ■ C1	
	26	280	56.67	11 000	2.1	37	2KJ3404 - ■ DF23 - ■ ■ B1	
	30	240	48.80	10 600	2.5	37	2KJ3404 - ■ DF23 - ■ ■ A1	
	FZ.69-LE80ZMQ4P							
	22	315	64.67	11 400	1.9	36	2KJ3304 - ■ DF23 - ■ ■ X1	
	25	290	58.79	11 100	2.1	36	2KJ3304 - ■ DF23 - ■ ■ W1	
	29	245	50.00	10 700	2.4	36	2KJ3304 - ■ DF23 - ■ ■ V1	
	FD.49-LE80ZMQ4P							
	12	585	118.71	7 270	0.82	32	2KJ3403 - ■ DF23 - ■ ■ H1	
	14	515	105.10	7 720	0.92	32	2KJ3403 - ■ DF23 - ■ ■ G1	
	17	430	87.48	8 180	1.1	32	2KJ3403 - ■ DF23 - ■ ■ F1	
	18	405	82.33	8 250	1.2	32	2KJ3403 - ■ DF23 - ■ ■ E1	
	20	360	73.77	8 380	1.3	32	2KJ3403 - ■ DF23 - ■ ■ D1	
	23	310	62.81	8 190	1.5	32	2KJ3403 - ■ DF23 - ■ ■ C1	
	27	265	53.83	7 970	1.8	32	2KJ3403 - ■ DF23 - ■ ■ B1	
	31	225	46.36	7 760	2.1	32	2KJ3403 - ■ DF23 - ■ ■ A1	
	FZ.49-LE80ZMQ4P							
	24	300	61.43	8 180	1.6	31	2KJ3303 - ■ DF23 - ■ ■ X1	
	26	275	55.85	8 030	1.7	31	2KJ3303 - ■ DF23 - ■ ■ W1	
	31	235	47.50	7 770	2.0	31	2KJ3303 - ■ DF23 - ■ ■ V1	
	34	210	43.18	7 640	2.3	31	2KJ3303 - ■ DF23 - ■ ■ U1	
	38	190	38.53	7 440	2.5	31	2KJ3303 - ■ DF23 - ■ ■ T1	
	FD.39-LE80ZMQ4P							
	22	330	67.07	5 670	0.88	22	2KJ3402 - ■ DF23 - ■ ■ D1	
	23	310	63.13	5 740	0.93	22	2KJ3402 - ■ DF23 - ■ ■ C1	
	26	275	55.65	5 870	1.1	22	2KJ3402 - ■ DF23 - ■ ■ B1	
	30	235	48.29	6 020	1.2	22	2KJ3402 - ■ DF23 - ■ ■ A1	
	FZ.39-LE80ZMQ4P							
	25	285	57.99	5 830	0.80	22	2KJ3302 - ■ DF23 - ■ ■ A2	

Article No. supplement

Shaft design

1, 5 or 9

Frequency and voltage

2 or 9

Gearbox mounting type

A, D, F or H

→ page 10/44

→ page 11/2

→ page 10/37

SIMOGEAR geared motors

Parallel shaft geared motors

Geared motors up to 55 kW

Selection and ordering data (continued)

P_{rated} kW	n_2 rpm	T_2 Nm	i -	F_{R2} N	f_B -	m kg	Article No. (Article No. supplement → below)	Order code No. of poles
0.75	FZ.39-LE80ZMQ4P							
	28	250	50.91	5 970	0.95	22	2KJ3302 - ■ DF23 - ■ ■ X1	
	31	225	46.29	6 060	1.1	22	2KJ3302 - ■ DF23 - ■ ■ W1	
	37	196	39.60	6 170	1.5	22	2KJ3302 - ■ DF23 - ■ ■ V1	
	40	178	36.00	6 230	1.4	22	2KJ3302 - ■ DF23 - ■ ■ U1	
	46	157	31.82	6 310	1.8	22	2KJ3302 - ■ DF23 - ■ ■ T1	
	50	143	28.93	6 310	1.9	22	2KJ3302 - ■ DF23 - ■ ■ S1	
	57	125	25.34	6 130	2.1	22	2KJ3302 - ■ DF23 - ■ ■ R1	
	62	116	23.39	6 010	2.3	22	2KJ3302 - ■ DF23 - ■ ■ Q1	
	70	102	20.71	5 840	2.4	22	2KJ3302 - ■ DF23 - ■ ■ P1	
	84	85	17.24	5 580	2.8	22	2KJ3302 - ■ DF23 - ■ ■ N1	
	89	80	16.22	5 490	2.9	22	2KJ3302 - ■ DF23 - ■ ■ M1	
	100	72	14.54	5 330	3.1	22	2KJ3302 - ■ DF23 - ■ ■ L1	
	117	61	12.38	5 100	3.4	22	2KJ3302 - ■ DF23 - ■ ■ K1	
	137	52	10.61	4 890	3.8	22	2KJ3302 - ■ DF23 - ■ ■ J1	
	179	40	8.10	4 490	4.2	22	2KJ3302 - ■ DF23 - ■ ■ G1	
		FZ.29-LE80ZMQ4P						
43		168	34.04	4 770	0.89	16	2KJ3301 - ■ DF23 - ■ ■ W1	
47		153	30.95	4 700	0.98	16	2KJ3301 - ■ DF23 - ■ ■ V1	
53		134	27.13	4 600	1.1	16	2KJ3301 - ■ DF23 - ■ ■ U1	
60		120	24.22	4 510	1.3	16	2KJ3301 - ■ DF23 - ■ ■ T1	
67		107	21.58	4 410	1.4	16	2KJ3301 - ■ DF23 - ■ ■ S1	
73		98	19.92	4 340	1.5	16	2KJ3301 - ■ DF23 - ■ ■ R1	
83		86	17.44	4 220	1.7	16	2KJ3301 - ■ DF23 - ■ ■ Q1	
95		76	15.29	4 090	2.0	16	2KJ3301 - ■ DF23 - ■ ■ P1	
104		69	13.88	4 000	2.2	16	2KJ3301 - ■ DF23 - ■ ■ N1	
111		64	13.06	3 950	2.3	16	2KJ3301 - ■ DF23 - ■ ■ M1	
126		57	11.51	3 820	2.5	16	2KJ3301 - ■ DF23 - ■ ■ L1	
145		49	9.99	3 690	2.8	16	2KJ3301 - ■ DF23 - ■ ■ K1	
150		48	9.69	3 590	3.0	16	2KJ3301 - ■ DF23 - ■ ■ J1	
168		43	8.63	3 490	3.0	16	2KJ3301 - ■ DF23 - ■ ■ H1	
182		39	7.97	3 420	3.0	16	2KJ3301 - ■ DF23 - ■ ■ G1	
208		34	6.98	3 300	3.6	16	2KJ3301 - ■ DF23 - ■ ■ F1	
237		30	6.12	3 190	3.8	16	2KJ3301 - ■ DF23 - ■ ■ E1	
261		27	5.55	3 110	3.9	16	2KJ3301 - ■ DF23 - ■ ■ D1	
278		26	5.22	3 050	4.1	16	2KJ3301 - ■ DF23 - ■ ■ C1	
315	23	4.60	2 940	4.3	16	2KJ3301 - ■ DF23 - ■ ■ B1		
362	20	4.00	2 820	4.6	16	2KJ3301 - ■ DF23 - ■ ■ A1		
	FZ.29-LE80ME2P							
	161	44	17.44	3 590	3.4	15	2KJ3301 - ■ DB23 - ■ ■ Q1	P00
	183	39	15.29	3 460	3.8	15	2KJ3301 - ■ DB23 - ■ ■ P1	P00
	202	35	13.88	3 380	4.2	15	2KJ3301 - ■ DB23 - ■ ■ N1	P00
	215	33	13.06	3 320	4.5	15	2KJ3301 - ■ DB23 - ■ ■ M1	P00
1.1	FD.129-LE90ZLR6P							
	2.3	4 640	413.00	37 400	1.0	174	2KJ3408 - ■ EM23 - ■ ■ T1	P01
	2.5	4 280	381.00	37 500	1.1	174	2KJ3408 - ■ EM23 - ■ ■ S1	P01
	2.7	3 940	351.00	37 500	1.2	174	2KJ3408 - ■ EM23 - ■ ■ R1	P01
	3.1	3 360	299.31	37 500	1.4	174	2KJ3408 - ■ EM23 - ■ ■ Q1	P01
	3.3	3 160	281.70	37 500	1.5	174	2KJ3408 - ■ EM23 - ■ ■ P1	P01

Article No. supplement

Shaft design

1, 5 or 9

Frequency and voltage

2 or 9

Gearbox mounting type

A, D, F or H

→ page 10/44

→ page 11/2

→ page 10/37

SIMOGEAR geared motors

Parallel shaft geared motors

Geared motors up to 55 kW

Selection and ordering data (continued)

P_{rated} kW	n_2 rpm	T_2 Nm	i -	F_{R2} N	f_B -	m kg	Article No. (Article No. supplement → below)	Order code No. of poles
1.1	FD.129-LE90SM4P							
	3.5	3 040	413.00	37 500	1.6	171	2KJ3408 - ■ EK23 - ■ ■ T1	
	3.7	2 800	381.00	37 500	1.7	171	2KJ3408 - ■ EK23 - ■ ■ S1	
	4.1	2 580	351.00	37 500	1.9	171	2KJ3408 - ■ EK23 - ■ ■ R1	
	FD.109-LE90ZLR6P							
	2.8	3 770	335.70	25 000	0.82	121	2KJ3407 - ■ EM23 - ■ ■ R1	P01
	3.0	3 480	309.87	25 000	0.89	121	2KJ3407 - ■ EM23 - ■ ■ Q1	P01
	3.3	3 160	281.68	25 000	0.98	121	2KJ3407 - ■ EM23 - ■ ■ P1	P01
	FD.109-LE90SM4P							
	3.5	3 020	410.00	25 000	1.0	118	2KJ3407 - ■ EK23 - ■ ■ T1	
	3.9	2 720	370.00	25 000	1.1	118	2KJ3407 - ■ EK23 - ■ ■ S1	
	4.2	2 470	335.70	25 000	1.3	118	2KJ3407 - ■ EK23 - ■ ■ R1	
	4.6	2 280	309.87	25 000	1.4	118	2KJ3407 - ■ EK23 - ■ ■ Q1	
	5.1	2 070	281.68	25 000	1.5	118	2KJ3407 - ■ EK23 - ■ ■ P1	
	6.0	1 750	238.52	25 000	1.8	118	2KJ3407 - ■ EK23 - ■ ■ N1	
	6.3	1 650	224.49	25 000	1.9	118	2KJ3407 - ■ EK23 - ■ ■ M1	
	6.9	1 520	207.31	25 000	2.0	118	2KJ3407 - ■ EK23 - ■ ■ L1	
	FD.89-LE90SM4P							
	4.7	2 240	304.82	17 400	0.82	78	2KJ3406 - ■ EK23 - ■ ■ R1	
	5.2	2 010	273.41	17 400	0.92	78	2KJ3406 - ■ EK23 - ■ ■ Q1	
	5.8	1 810	245.82	17 400	1.0	78	2KJ3406 - ■ EK23 - ■ ■ P1	
	6.4	1 630	222.33	17 400	1.1	78	2KJ3406 - ■ EK23 - ■ ■ N1	
	6.9	1 510	205.23	17 400	1.2	78	2KJ3406 - ■ EK23 - ■ ■ M1	
	7.6	1 380	188.00	17 400	1.3	78	2KJ3406 - ■ EK23 - ■ ■ L1	
	9.0	1 160	157.74	17 400	1.6	78	2KJ3406 - ■ EK23 - ■ ■ K1	
	9.6	1 090	148.46	17 400	1.7	78	2KJ3406 - ■ EK23 - ■ ■ J1	
	10	1 000	136.21	17 400	1.8	78	2KJ3406 - ■ EK23 - ■ ■ H1	
	12	875	118.98	17 400	2.1	78	2KJ3406 - ■ EK23 - ■ ■ G1	
	FD.79-LE90SM4P							
	8.5	1 230	167.07	13 100	0.81	46	2KJ3405 - ■ EK23 - ■ ■ K1	
	9.3	1 120	152.51	13 300	0.89	46	2KJ3405 - ■ EK23 - ■ ■ J1	
	11	930	126.54	13 700	1.1	46	2KJ3405 - ■ EK23 - ■ ■ H1	
	12	875	119.10	13 800	1.1	46	2KJ3405 - ■ EK23 - ■ ■ G1	
	13	825	112.48	13 900	1.2	46	2KJ3405 - ■ EK23 - ■ ■ F1	
	15	705	95.71	14 200	1.4	46	2KJ3405 - ■ EK23 - ■ ■ E1	
	17	600	81.99	14 400	1.7	46	2KJ3405 - ■ EK23 - ■ ■ D1	
	20	530	72.09	14 500	1.9	46	2KJ3405 - ■ EK23 - ■ ■ C1	
	23	445	60.82	14 500	2.2	46	2KJ3405 - ■ EK23 - ■ ■ B1	
	FZ.79-LE90SM4P							
	27	395	53.55	14 500	2.5	45	2KJ3305 - ■ EK23 - ■ ■ X1	
	FD.69-LE90SM4P							
	15	675	92.08	10 600	0.88	37	2KJ3404 - ■ EK23 - ■ ■ F1	
	16	635	86.67	10 700	0.94	37	2KJ3404 - ■ EK23 - ■ ■ E1	
	18	570	77.65	10 700	1.0	37	2KJ3404 - ■ EK23 - ■ ■ D1	
	22	485	66.11	10 500	1.2	37	2KJ3404 - ■ EK23 - ■ ■ C1	
	25	415	56.67	10 200	1.4	37	2KJ3404 - ■ EK23 - ■ ■ B1	
	29	360	48.80	9 990	1.7	37	2KJ3404 - ■ EK23 - ■ ■ A1	
	FZ.69-LE90SM4P							
	22	475	64.67	10 400	1.3	37	2KJ3304 - ■ EK23 - ■ ■ X1	
	24	430	58.79	10 300	1.4	37	2KJ3304 - ■ EK23 - ■ ■ W1	

Article No. supplement

Shaft design

1, 5 or 9

→ page 10/44

Frequency and voltage

2 or 9

→ page 11/2

Gearbox mounting type

A, D, F or H

→ page 10/37

Selection and ordering data (continued)

P_{rated} kW	n_2 rpm	T_2 Nm	i -	F_{R2} N	f_B -	m kg	Article No. (Article No. supplement → below)	Order code No. of poles
1.1	FZ.69-LE90SM4P							
	28	365	50.00	10 000	1.6	37	2KJ3304 - ■ EK23 - ■ ■ V1	
	31	335	45.45	9 860	1.8	37	2KJ3304 - ■ EK23 - ■ ■ U1	
	35	295	40.56	9 660	2.0	37	2KJ3304 - ■ EK23 - ■ ■ T1	
	39	265	36.36	9 440	2.2	37	2KJ3304 - ■ EK23 - ■ ■ S1	
	43	240	32.78	9 220	2.5	37	2KJ3304 - ■ EK23 - ■ ■ R1	
	47	220	30.26	9 060	2.7	37	2KJ3304 - ■ EK23 - ■ ■ Q1	
	52	200	27.62	8 870	2.9	37	2KJ3304 - ■ EK23 - ■ ■ P1	
FD.49-LE90SM4P								
19	540	73.77	7 310	0.88	32	2KJ3403 - ■ EK23 - ■ ■ D1		
23	460	62.81	7 270	1.0	32	2KJ3403 - ■ EK23 - ■ ■ C1		
26	395	53.83	7 180	1.2	32	2KJ3403 - ■ EK23 - ■ ■ B1		
31	340	46.36	7 060	1.4	32	2KJ3403 - ■ EK23 - ■ ■ A1		
FZ.49-LE90SM4P								
23	450	61.43	7 260	1.1	32	2KJ3303 - ■ EK23 - ■ ■ X1		
26	410	55.85	7 200	1.2	32	2KJ3303 - ■ EK23 - ■ ■ W1		
30	350	47.50	7 070	1.4	32	2KJ3303 - ■ EK23 - ■ ■ V1		
33	315	43.18	7 010	1.5	32	2KJ3303 - ■ EK23 - ■ ■ U1		
37	280	38.53	6 900	1.7	32	2KJ3303 - ■ EK23 - ■ ■ T1		
41	255	34.55	6 750	1.9	32	2KJ3303 - ■ EK23 - ■ ■ S1		
46	230	31.14	6 630	2.1	32	2KJ3303 - ■ EK23 - ■ ■ R1		
50	210	28.74	6 550	2.3	32	2KJ3303 - ■ EK23 - ■ ■ Q1		
54	193	26.24	6 420	2.5	32	2KJ3303 - ■ EK23 - ■ ■ P1		
65	160	21.77	6 170	3.0	32	2KJ3303 - ■ EK23 - ■ ■ N1		
FD.39-LE90SM4P								
30	355	48.29	5 570	0.81	25	2KJ3402 - ■ EK23 - ■ ■ A1		
FZ.39-LE90SM4P								
36	290	39.60	5 820	0.99	24	2KJ3302 - ■ EK23 - ■ ■ V1		
40	265	36.00	5 910	0.96	24	2KJ3302 - ■ EK23 - ■ ■ U1		
45	235	31.82	5 910	1.2	24	2KJ3302 - ■ EK23 - ■ ■ T1		
49	210	28.93	5 860	1.3	24	2KJ3302 - ■ EK23 - ■ ■ S1		
56	187	25.34	5 710	1.4	24	2KJ3302 - ■ EK23 - ■ ■ R1		
61	172	23.39	5 630	1.5	24	2KJ3302 - ■ EK23 - ■ ■ Q1		
69	153	20.71	5 500	1.6	24	2KJ3302 - ■ EK23 - ■ ■ P1		
83	127	17.24	5 300	1.8	24	2KJ3302 - ■ EK23 - ■ ■ N1		
88	120	16.22	5 230	1.9	24	2KJ3302 - ■ EK23 - ■ ■ M1		
98	107	14.54	5 100	2.1	24	2KJ3302 - ■ EK23 - ■ ■ L1		
115	91	12.38	4 910	2.3	24	2KJ3302 - ■ EK23 - ■ ■ K1		
134	78	10.61	4 730	2.5	24	2KJ3302 - ■ EK23 - ■ ■ J1		
156	67	9.13	4 550	2.8	24	2KJ3302 - ■ EK23 - ■ ■ H1		
176	60	8.10	4 350	2.8	24	2KJ3302 - ■ EK23 - ■ ■ G1		
211	50	6.74	4 150	3.1	24	2KJ3302 - ■ EK23 - ■ ■ F1		
224	47	6.35	4 080	3.2	24	2KJ3302 - ■ EK23 - ■ ■ E1		
250	42	5.69	3 960	3.3	24	2KJ3302 - ■ EK23 - ■ ■ D1		
294	36	4.84	3 790	3.6	24	2KJ3302 - ■ EK23 - ■ ■ C1		
343	31	4.15	3 630	3.9	24	2KJ3302 - ■ EK23 - ■ ■ B1		
399	26	3.57	3 480	4.1	24	2KJ3302 - ■ EK23 - ■ ■ A1		
FZ.39-LE80ZMJ2P								
164	64	17.24	4 490	3.7	22	2KJ3302 - ■ DM23 - ■ ■ N1 P00		
175	60	16.22	4 420	3.8	22	2KJ3302 - ■ DM23 - ■ ■ M1 P00		

Article No. supplement

Shaft design

1, 5 or 9

Frequency and voltage

2 or 9

Gearbox mounting type

A, D, F or H

→ page 10/44

→ page 11/2

→ page 10/37

SIMOGEAR geared motors

Parallel shaft geared motors

Geared motors up to 55 kW

Selection and ordering data (continued)

P_{rated} kW	n_2 rpm	T_2 Nm	i -	F_{R2} N	f_B -	m kg	Article No. (Article No. supplement → below)	Order code No. of poles
1.1	FZ.39-LE80ZMJ2P							
	195	54	14.54	4 290	4.1	22	2KJ3302 - ■ DM23 - ■ ■ L1	P00
	229	46	12.38	4 100	4.6	22	2KJ3302 - ■ DM23 - ■ ■ K1	P00
	FZ.29-LE90SM4P							
	59	179	24.22	4 050	0.84	18	2KJ3301 - ■ EK23 - ■ ■ T1	
	66	159	21.58	4 010	0.94	18	2KJ3301 - ■ EK23 - ■ ■ S1	
	72	147	19.92	3 970	1.0	18	2KJ3301 - ■ EK23 - ■ ■ R1	
	82	129	17.44	3 890	1.2	18	2KJ3301 - ■ EK23 - ■ ■ Q1	
	93	113	15.29	3 810	1.3	18	2KJ3301 - ■ EK23 - ■ ■ P1	
	103	102	13.88	3 750	1.5	18	2KJ3301 - ■ EK23 - ■ ■ N1	
	109	96	13.06	3 710	1.6	18	2KJ3301 - ■ EK23 - ■ ■ M1	
	124	85	11.51	3 610	1.7	18	2KJ3301 - ■ EK23 - ■ ■ L1	
	143	74	9.99	3 510	1.8	18	2KJ3301 - ■ EK23 - ■ ■ K1	
	147	71	9.69	3 390	2.0	18	2KJ3301 - ■ EK23 - ■ ■ J1	
	165	64	8.63	3 300	2.0	18	2KJ3301 - ■ EK23 - ■ ■ H1	
	179	59	7.97	3 250	2.0	18	2KJ3301 - ■ EK23 - ■ ■ G1	
	204	52	6.98	3 150	2.4	18	2KJ3301 - ■ EK23 - ■ ■ F1	
	233	45	6.12	3 060	2.5	18	2KJ3301 - ■ EK23 - ■ ■ E1	
	257	41	5.55	2 990	2.6	18	2KJ3301 - ■ EK23 - ■ ■ D1	
	273	38	5.22	2 950	2.8	18	2KJ3301 - ■ EK23 - ■ ■ C1	
310	34	4.60	2 850	2.9	18	2KJ3301 - ■ EK23 - ■ ■ B1		
356	30	4.00	2 740	3.1	18	2KJ3301 - ■ EK23 - ■ ■ A1		
FZ.29-LE80ZMJ2P								
163	65	17.44	3 400	2.3	16	2KJ3301 - ■ DM23 - ■ ■ Q1	P00	
185	57	15.29	3 300	2.6	16	2KJ3301 - ■ DM23 - ■ ■ P1	P00	
204	51	13.88	3 230	2.9	16	2KJ3301 - ■ DM23 - ■ ■ N1	P00	
217	48	13.06	3 180	3.1	16	2KJ3301 - ■ DM23 - ■ ■ M1	P00	
246	43	11.51	3 080	3.4	16	2KJ3301 - ■ DM23 - ■ ■ L1	P00	
284	37	9.99	2 970	3.7	16	2KJ3301 - ■ DM23 - ■ ■ K1	P00	
293	36	9.69	2 890	4.0	16	2KJ3301 - ■ DM23 - ■ ■ J1	P00	
329	32	8.63	2 810	4.1	16	2KJ3301 - ■ DM23 - ■ ■ H1	P00	
356	30	7.97	2 750	4.1	16	2KJ3301 - ■ DM23 - ■ ■ G1	P00	
406	26	6.98	2 650	4.8	16	2KJ3301 - ■ DM23 - ■ ■ F1	P00	
463	23	6.12	2 560	5.0	16	2KJ3301 - ■ DM23 - ■ ■ E1	P00	
511	21	5.55	2 490	5.3	16	2KJ3301 - ■ DM23 - ■ ■ D1	P00	
543	19	5.22	2 450	5.5	16	2KJ3301 - ■ DM23 - ■ ■ C1	P00	
616	17	4.60	2 360	5.7	16	2KJ3301 - ■ DM23 - ■ ■ B1	P00	
709	15	4.00	2 270	6.1	16	2KJ3301 - ■ DM23 - ■ ■ A1	P00	
1.5	FD.149-LE100LLB6P							
	2.6	5 560	377.00	65 000	1.4	275	2KJ3410 - ■ FM23 - ■ ■ W1	P01
	3.0	4 770	323.04	65 000	1.7	275	2KJ3410 - ■ FM23 - ■ ■ V1	P01
	3.2	4 490	304.03	65 000	1.8	275	2KJ3410 - ■ FM23 - ■ ■ U1	P01
	3.4	4 200	285.00	65 000	1.9	275	2KJ3410 - ■ FM23 - ■ ■ T1	P01
	FD.129-LE100LLB6P							
	2.3	6 090	413.00	35 900	0.80	188	2KJ3408 - ■ FM23 - ■ ■ T1	P01
	2.5	5 620	381.00	36 400	0.86	188	2KJ3408 - ■ FM23 - ■ ■ S1	P01
	2.8	5 180	351.00	36 800	0.94	188	2KJ3408 - ■ FM23 - ■ ■ R1	P01
	3.2	4 420	299.31	37 500	1.1	188	2KJ3408 - ■ FM23 - ■ ■ Q1	P01
	FD.129-LE90ZLR4P							
	3.5	4 090	413.00	37 500	1.2	174	2KJ3408 - ■ EM23 - ■ ■ T1	

Article No. supplement

Shaft design

1, 5 or 9

Frequency and voltage

2 or 9

Gearbox mounting type

A, D, F or H

→ page 10/44

→ page 11/2

→ page 10/37

Selection and ordering data (continued)

P_{rated} kW	n_2 rpm	T_2 Nm	i -	F_{R2} N	f_B -	m kg	Article No. (Article No. supplement → below)	Order code No. of poles
1.5	FD.129-LE90ZLR4P							
	3.8	3 770	381.00	37 500	1.3	174	2KJ3408 - ■ EM23 - ■ ■ S1	
	4.1	3 480	351.00	37 500	1.4	174	2KJ3408 - ■ EM23 - ■ ■ R1	
	4.8	2 960	299.31	37 500	1.6	174	2KJ3408 - ■ EM23 - ■ ■ Q1	
	5.1	2 790	281.70	37 500	1.7	174	2KJ3408 - ■ EM23 - ■ ■ P1	
	5.5	2 590	261.42	37 500	1.9	174	2KJ3408 - ■ EM23 - ■ ■ N1	
	6.3	2 290	231.12	37 500	2.1	174	2KJ3408 - ■ EM23 - ■ ■ M1	
FD.109-LE90ZLR4P								
3.9	3 660	370.00	25 000	0.85	121	2KJ3407 - ■ EM23 - ■ ■ S1		
4.3	3 320	335.70	25 000	0.93	121	2KJ3407 - ■ EM23 - ■ ■ R1		
4.7	3 070	309.87	25 000	1.0	121	2KJ3407 - ■ EM23 - ■ ■ Q1		
5.1	2 790	281.68	25 000	1.1	121	2KJ3407 - ■ EM23 - ■ ■ P1		
6.1	2 360	238.52	25 000	1.3	121	2KJ3407 - ■ EM23 - ■ ■ N1		
6.4	2 220	224.49	25 000	1.4	121	2KJ3407 - ■ EM23 - ■ ■ M1		
7.0	2 050	207.31	25 000	1.5	121	2KJ3407 - ■ EM23 - ■ ■ L1		
7.8	1 820	184.46	25 000	1.7	121	2KJ3407 - ■ EM23 - ■ ■ K1		
8.8	1 620	163.83	25 000	1.9	121	2KJ3407 - ■ EM23 - ■ ■ J1		
9.9	1 450	146.65	25 000	2.1	121	2KJ3407 - ■ EM23 - ■ ■ H1		
FD.89-LE90ZLR4P								
6.5	2 200	222.33	17 400	0.84	81	2KJ3406 - ■ EM23 - ■ ■ N1		
7.0	2 030	205.23	17 400	0.91	81	2KJ3406 - ■ EM23 - ■ ■ M1		
7.7	1 860	188.00	17 400	0.99	81	2KJ3406 - ■ EM23 - ■ ■ L1		
9.2	1 560	157.74	17 400	1.2	81	2KJ3406 - ■ EM23 - ■ ■ K1		
9.7	1 470	148.46	17 400	1.3	81	2KJ3406 - ■ EM23 - ■ ■ J1		
11	1 350	136.21	17 400	1.4	81	2KJ3406 - ■ EM23 - ■ ■ H1		
12	1 180	118.98	17 400	1.6	81	2KJ3406 - ■ EM23 - ■ ■ G1		
14	1 050	106.52	17 400	1.8	81	2KJ3406 - ■ EM23 - ■ ■ F1		
16	920	93.14	17 400	2.0	81	2KJ3406 - ■ EM23 - ■ ■ E1		
18	790	79.95	17 400	2.3	81	2KJ3406 - ■ EM23 - ■ ■ D1		
FD.79-LE90ZLR4P								
11	1 250	126.54	13 100	0.80	49	2KJ3405 - ■ EM23 - ■ ■ H1		
12	1 180	119.10	13 200	0.85	49	2KJ3405 - ■ EM23 - ■ ■ G1		
13	1 110	112.48	13 400	0.90	49	2KJ3405 - ■ EM23 - ■ ■ F1		
15	945	95.71	13 700	1.1	49	2KJ3405 - ■ EM23 - ■ ■ E1		
18	810	81.99	13 900	1.2	49	2KJ3405 - ■ EM23 - ■ ■ D1		
20	715	72.09	14 100	1.4	49	2KJ3405 - ■ EM23 - ■ ■ C1		
24	600	60.82	14 400	1.7	49	2KJ3405 - ■ EM23 - ■ ■ B1		
27	525	53.01	14 500	1.9	49	2KJ3405 - ■ EM23 - ■ ■ A1		
FZ.79-LE90ZLR4P								
27	530	53.55	14 500	1.9	48	2KJ3305 - ■ EM23 - ■ ■ X1		
30	475	48.03	14 500	2.1	48	2KJ3305 - ■ EM23 - ■ ■ W1		
33	425	43.18	14 500	2.3	48	2KJ3305 - ■ EM23 - ■ ■ V1		
37	385	39.06	14 500	2.6	48	2KJ3305 - ■ EM23 - ■ ■ U1		
FD.69-LE90ZLR4P								
22	655	66.11	9 410	0.92	40	2KJ3404 - ■ EM23 - ■ ■ C1		
25	560	56.67	9 320	1.1	40	2KJ3404 - ■ EM23 - ■ ■ B1		
30	480	48.80	9 200	1.2	40	2KJ3404 - ■ EM23 - ■ ■ A1		
FZ.69-LE90ZLR4P								
22	640	64.67	9 410	0.94	40	2KJ3304 - ■ EM23 - ■ ■ X1		
25	580	58.79	9 360	1.0	40	2KJ3304 - ■ EM23 - ■ ■ W1		

Article No. supplement

Shaft design

1, 5 or 9

→ page 10/44

Frequency and voltage

2 or 9

→ page 11/2

Gearbox mounting type

A, D, F or H

→ page 10/37

SIMOGEAR geared motors

Parallel shaft geared motors

Geared motors up to 55 kW

Selection and ordering data (continued)

P_{rated} kW	n_2 rpm	T_2 Nm	i -	F_{R2} N	f_B -	m kg	Article No. (Article No. supplement → below)	Order code No. of poles
1.5	FZ.69-LE90ZLR4P							
	29	495	50.00	9 200	1.2	40	2KJ3304 - ■ EM23 - ■ ■ V1	
	32	450	45.45	9 100	1.3	40	2KJ3304 - ■ EM23 - ■ ■ U1	
	36	400	40.56	8 960	1.5	40	2KJ3304 - ■ EM23 - ■ ■ T1	
	40	360	36.36	8 800	1.7	40	2KJ3304 - ■ EM23 - ■ ■ S1	
	44	325	32.78	8 640	1.8	40	2KJ3304 - ■ EM23 - ■ ■ R1	
	48	300	30.26	8 520	2.0	40	2KJ3304 - ■ EM23 - ■ ■ Q1	
	52	270	27.62	8 390	2.2	40	2KJ3304 - ■ EM23 - ■ ■ P1	
	63	225	22.92	8 060	2.6	40	2KJ3304 - ■ EM23 - ■ ■ N1	
	67	210	21.57	7 970	2.8	40	2KJ3304 - ■ EM23 - ■ ■ M1	
	71	200	20.37	7 850	3.0	40	2KJ3304 - ■ EM23 - ■ ■ L1	
FD.49-LE90ZLR4P								
27	530	53.83	6 250	0.90	35	2KJ3403 - ■ EM23 - ■ ■ B1		
31	460	46.36	6 240	1.0	35	2KJ3403 - ■ EM23 - ■ ■ A1		
FZ.49-LE90ZLR4P								
26	550	55.85	6 240	0.87	35	2KJ3303 - ■ EM23 - ■ ■ W1		
30	470	47.50	6 250	1.0	35	2KJ3303 - ■ EM23 - ■ ■ V1		
33	425	43.18	6 250	1.1	35	2KJ3303 - ■ EM23 - ■ ■ U1		
38	380	38.53	6 210	1.3	35	2KJ3303 - ■ EM23 - ■ ■ T1		
42	340	34.55	6 160	1.4	35	2KJ3303 - ■ EM23 - ■ ■ S1		
46	305	31.14	6 100	1.6	35	2KJ3303 - ■ EM23 - ■ ■ R1		
50	285	28.74	6 020	1.7	35	2KJ3303 - ■ EM23 - ■ ■ Q1		
55	260	26.24	5 950	1.8	35	2KJ3303 - ■ EM23 - ■ ■ P1		
66	215	21.77	5 780	2.2	35	2KJ3303 - ■ EM23 - ■ ■ N1		
71	200	20.49	5 730	2.4	35	2KJ3303 - ■ EM23 - ■ ■ M1		
75	192	19.35	5 650	2.5	35	2KJ3303 - ■ EM23 - ■ ■ L1		
88	163	16.47	5 480	2.9	35	2KJ3303 - ■ EM23 - ■ ■ K1		
102	140	14.11	5 300	3.4	35	2KJ3303 - ■ EM23 - ■ ■ J1		
FZ.39-LE90ZLR4P								
45	315	31.82	5 280	0.90	27	2KJ3302 - ■ EM23 - ■ ■ T1		
50	285	28.93	5 260	0.96	27	2KJ3302 - ■ EM23 - ■ ■ S1		
57	250	25.34	5 200	1.1	27	2KJ3302 - ■ EM23 - ■ ■ R1		
62	230	23.39	5 170	1.1	27	2KJ3302 - ■ EM23 - ■ ■ Q1		
70	205	20.71	5 080	1.2	27	2KJ3302 - ■ EM23 - ■ ■ P1		
84	171	17.24	4 940	1.4	27	2KJ3302 - ■ EM23 - ■ ■ N1		
89	161	16.22	4 890	1.4	27	2KJ3302 - ■ EM23 - ■ ■ M1		
99	144	14.54	4 800	1.5	27	2KJ3302 - ■ EM23 - ■ ■ L1		
117	123	12.38	4 650	1.7	27	2KJ3302 - ■ EM23 - ■ ■ K1		
136	105	10.61	4 500	1.9	27	2KJ3302 - ■ EM23 - ■ ■ J1		
158	90	9.13	4 360	2.1	27	2KJ3302 - ■ EM23 - ■ ■ H1		
178	80	8.10	4 160	2.1	27	2KJ3302 - ■ EM23 - ■ ■ G1		
214	67	6.74	3 990	2.3	27	2KJ3302 - ■ EM23 - ■ ■ F1		
228	63	6.35	3 930	2.4	27	2KJ3302 - ■ EM23 - ■ ■ E1		
254	56	5.69	3 830	2.5	27	2KJ3302 - ■ EM23 - ■ ■ D1		
299	48	4.84	3 670	2.7	27	2KJ3302 - ■ EM23 - ■ ■ C1		
348	41	4.15	3 520	2.9	27	2KJ3302 - ■ EM23 - ■ ■ B1		
405	35	3.57	3 390	3.1	27	2KJ3302 - ■ EM23 - ■ ■ A1		
FZ.39-LE90SM2P								
167	86	17.24	4 290	2.7	24	2KJ3302 - ■ EK23 - ■ ■ N1	P00	
178	80	16.22	4 240	2.9	24	2KJ3302 - ■ EK23 - ■ ■ M1	P00	

Article No. supplement

Shaft design

1, 5 or 9

Frequency and voltage

2 or 9

Gearbox mounting type

A, D, F or H

→ page 10/44

→ page 11/2

→ page 10/37

Selection and ordering data (continued)

P_{rated} kW	n_2 rpm	T_2 Nm	i -	F_{R2} N	f_B -	m kg	Article No. (Article No. supplement → below)	Order code No. of poles
1.5	FZ.39-LE90SM2P							
	198	72	14.54	4 130	3.0	24	2KJ3302 - ■ EK23 - ■ ■ L1	P00
	233	62	12.38	3 960	3.4	24	2KJ3302 - ■ EK23 - ■ ■ K1	P00
	272	53	10.61	3 800	3.8	24	2KJ3302 - ■ EK23 - ■ ■ J1	P00
	316	45	9.13	3 660	4.2	24	2KJ3302 - ■ EK23 - ■ ■ H1	P00
	356	40	8.10	3 500	4.2	24	2KJ3302 - ■ EK23 - ■ ■ G1	P00
	428	34	6.74	3 330	4.5	24	2KJ3302 - ■ EK23 - ■ ■ F1	P00
	454	32	6.35	3 270	4.7	24	2KJ3302 - ■ EK23 - ■ ■ E1	P00
	507	28	5.69	3 180	5.0	24	2KJ3302 - ■ EK23 - ■ ■ D1	P00
	596	24	4.84	3 030	5.3	24	2KJ3302 - ■ EK23 - ■ ■ C1	P00
	695	21	4.15	2 890	5.7	24	2KJ3302 - ■ EK23 - ■ ■ B1	P00
	808	18	3.57	2 770	6.1	24	2KJ3302 - ■ EK23 - ■ ■ A1	P00
		FZ.29-LE90ZLR4P						
83		173	17.44	3 500	0.87	21	2KJ3301 - ■ EM23 - ■ ■ Q1	
95		152	15.29	3 460	0.99	21	2KJ3301 - ■ EM23 - ■ ■ P1	
104		138	13.88	3 430	1.1	21	2KJ3301 - ■ EM23 - ■ ■ N1	
111		129	13.06	3 410	1.2	21	2KJ3301 - ■ EM23 - ■ ■ M1	
126		114	11.51	3 350	1.3	21	2KJ3301 - ■ EM23 - ■ ■ L1	
145		99	9.99	3 280	1.4	21	2KJ3301 - ■ EM23 - ■ ■ K1	
149		96	9.69	3 130	1.5	21	2KJ3301 - ■ EM23 - ■ ■ J1	
167		86	8.63	3 070	1.5	21	2KJ3301 - ■ EM23 - ■ ■ H1	
181		79	7.97	3 040	1.5	21	2KJ3301 - ■ EM23 - ■ ■ G1	
207		69	6.98	2 970	1.8	21	2KJ3301 - ■ EM23 - ■ ■ F1	
236		61	6.12	2 890	1.9	21	2KJ3301 - ■ EM23 - ■ ■ E1	
260		55	5.55	2 840	2.0	21	2KJ3301 - ■ EM23 - ■ ■ D1	
277		52	5.22	2 800	2.0	21	2KJ3301 - ■ EM23 - ■ ■ C1	
314		46	4.60	2 720	2.1	21	2KJ3301 - ■ EM23 - ■ ■ B1	
361	40	4.00	2 630	2.3	21	2KJ3301 - ■ EM23 - ■ ■ A1		
	FZ.29-LE90SM2P							
	165	87	17.44	3 200	1.7	18	2KJ3301 - ■ EK23 - ■ ■ Q1	P00
	189	76	15.29	3 120	2.0	18	2KJ3301 - ■ EK23 - ■ ■ P1	P00
	208	69	13.88	3 060	2.2	18	2KJ3301 - ■ EK23 - ■ ■ N1	P00
	221	65	13.06	3 020	2.3	18	2KJ3301 - ■ EK23 - ■ ■ M1	P00
	251	57	11.51	2 940	2.5	18	2KJ3301 - ■ EK23 - ■ ■ L1	P00
	289	50	9.99	2 840	2.7	18	2KJ3301 - ■ EK23 - ■ ■ K1	P00
	298	48	9.69	2 760	3.0	18	2KJ3301 - ■ EK23 - ■ ■ J1	P00
	334	43	8.63	2 680	3.0	18	2KJ3301 - ■ EK23 - ■ ■ H1	P00
	362	40	7.97	2 630	3.0	18	2KJ3301 - ■ EK23 - ■ ■ G1	P00
	413	35	6.98	2 550	3.5	18	2KJ3301 - ■ EK23 - ■ ■ F1	P00
	471	30	6.12	2 470	3.8	18	2KJ3301 - ■ EK23 - ■ ■ E1	P00
	520	28	5.55	2 400	3.9	18	2KJ3301 - ■ EK23 - ■ ■ D1	P00
	553	26	5.22	2 370	4.1	18	2KJ3301 - ■ EK23 - ■ ■ C1	P00
	627	23	4.60	2 290	4.2	18	2KJ3301 - ■ EK23 - ■ ■ B1	P00
721	20	4.00	2 200	4.6	18	2KJ3301 - ■ EK23 - ■ ■ A1	P00	
2.2	FD.169-LE112ZMKB6P							
	2.6	7 970	368.00	73 500	1.7	426	2KJ3411 - ■ GJ23 - ■ ■ V1	P01
	2.8	7 430	343.01	73 500	1.8	426	2KJ3411 - ■ GJ23 - ■ ■ U1	P01
	FD.149-LE112ZMKB6P							
2.6	8 160	377.00	65 000	0.98	280	2KJ3410 - ■ GJ23 - ■ ■ W1	P01	

Article No. supplement

Shaft design

1, 5 or 9

Frequency and voltage

2 or 9

Gearbox mounting type

A, D, F or H

→ page 10/44

→ page 11/2

→ page 10/37

SIMOGEAR geared motors

Parallel shaft geared motors

Geared motors up to 55 kW

Selection and ordering data (continued)

P_{rated} kW	n_2 rpm	T_2 Nm	i -	F_{R2} N	f_B -	m kg	Article No. (Article No. supplement → below)	Order code No. of poles
2.2	FD.149-LE112ZMKB6P							
	3.0	6 990	323.04	65 000	1.1	280	2KJ3410 - ■ GJ23 - ■ ■ V1	P01
	3.2	6 580	304.03	65 000	1.2	280	2KJ3410 - ■ GJ23 - ■ ■ U1	P01
	3.4	6 170	285.00	65 000	1.3	280	2KJ3410 - ■ GJ23 - ■ ■ T1	P01
	FD.149-LE100ZLSA4P							
	3.9	5 400	377.00	65 000	1.5	278	2KJ3410 - ■ FN23 - ■ ■ W1	
	4.5	4 630	323.04	65 000	1.7	278	2KJ3410 - ■ FN23 - ■ ■ V1	
	4.8	4 360	304.03	65 000	1.8	278	2KJ3410 - ■ FN23 - ■ ■ U1	
	5.1	4 080	285.00	65 000	2.0	278	2KJ3410 - ■ FN23 - ■ ■ T1	
	FD.129-LE100ZLSA4P							
	3.5	5 920	413.00	36 100	0.82	191	2KJ3408 - ■ FN23 - ■ ■ T1	
	3.8	5 460	381.00	36 600	0.89	191	2KJ3408 - ■ FN23 - ■ ■ S1	
4.2	5 030	351.00	37 000	0.96	191	2KJ3408 - ■ FN23 - ■ ■ R1		
4.9	4 290	299.31	37 500	1.1	191	2KJ3408 - ■ FN23 - ■ ■ Q1		
5.2	4 040	281.70	37 500	1.2	191	2KJ3408 - ■ FN23 - ■ ■ P1		
5.6	3 740	261.42	37 500	1.3	191	2KJ3408 - ■ FN23 - ■ ■ N1		
6.3	3 310	231.12	37 500	1.5	191	2KJ3408 - ■ FN23 - ■ ■ M1		
7.1	2 950	206.32	37 500	1.6	191	2KJ3408 - ■ FN23 - ■ ■ L1		
7.9	2 660	185.66	37 500	1.8	191	2KJ3408 - ■ FN23 - ■ ■ K1		
9.1	2 310	161.14	37 500	2.1	191	2KJ3408 - ■ FN23 - ■ ■ J1		
FD.109-LE100ZLSA4P								
6.1	3 420	238.52	25 000	0.91	137	2KJ3407 - ■ FN23 - ■ ■ N1		
6.5	3 210	224.49	25 000	0.96	137	2KJ3407 - ■ FN23 - ■ ■ M1		
7.1	2 970	207.31	25 000	1.0	137	2KJ3407 - ■ FN23 - ■ ■ L1		
7.9	2 640	184.46	25 000	1.2	137	2KJ3407 - ■ FN23 - ■ ■ K1		
8.9	2 350	163.83	25 000	1.3	137	2KJ3407 - ■ FN23 - ■ ■ J1		
10	2 100	146.65	25 000	1.5	137	2KJ3407 - ■ FN23 - ■ ■ H1		
12	1 790	125.37	25 000	1.7	137	2KJ3407 - ■ FN23 - ■ ■ G1		
13	1 600	111.95	25 000	1.9	137	2KJ3407 - ■ FN23 - ■ ■ F1		
15	1 410	98.94	25 000	2.2	137	2KJ3407 - ■ FN23 - ■ ■ E1		
FD.89-LE100ZLSA4P								
9.3	2 260	157.74	17 400	0.82	96	2KJ3406 - ■ FN23 - ■ ■ K1		
9.9	2 120	148.46	17 400	0.87	96	2KJ3406 - ■ FN23 - ■ ■ J1		
11	1 950	136.21	17 400	0.95	96	2KJ3406 - ■ FN23 - ■ ■ H1		
12	1 700	118.98	17 400	1.1	96	2KJ3406 - ■ FN23 - ■ ■ G1		
14	1 520	106.52	17 400	1.2	96	2KJ3406 - ■ FN23 - ■ ■ F1		
16	1 330	93.14	17 400	1.4	96	2KJ3406 - ■ FN23 - ■ ■ E1		
18	1 140	79.95	17 400	1.6	96	2KJ3406 - ■ FN23 - ■ ■ D1		
21	1 010	70.67	17 400	1.8	96	2KJ3406 - ■ FN23 - ■ ■ C1		
24	860	60.09	17 400	2.1	96	2KJ3406 - ■ FN23 - ■ ■ B1		
28	735	51.51	17 400	2.5	96	2KJ3406 - ■ FN23 - ■ ■ A1		
FZ.89-LE100ZLSA4P								
24	885	61.72	17 400	2.1	95	2KJ3306 - ■ FN23 - ■ ■ B2		
26	795	55.72	17 400	2.3	95	2KJ3306 - ■ FN23 - ■ ■ A2		
FD.79-LE100ZLSA4P								
18	1 170	81.99	13 200	0.85	65	2KJ3405 - ■ FN23 - ■ ■ D1		
20	1 030	72.09	13 500	0.97	65	2KJ3405 - ■ FN23 - ■ ■ C1		
24	870	60.82	13 800	1.1	65	2KJ3405 - ■ FN23 - ■ ■ B1		
28	760	53.01	14 000	1.3	65	2KJ3405 - ■ FN23 - ■ ■ A1		

Article No. supplement

Shaft design

1, 5 or 9

→ page 10/44

Frequency and voltage

2 or 9

→ page 11/2

Gearbox mounting type

A, D, F or H

→ page 10/37

Selection and ordering data (continued)

P_{rated} kW	n_2 rpm	T_2 Nm	i -	F_{R2} N	f_B -	m kg	Article No. (Article No. supplement → below)	Order code No. of poles
2.2	FZ.79-LE100ZLSA4P							
	31	685	48.03	14 200	1.5	64	2KJ3305 - ■ FN23 - ■ ■ W1	
	34	615	43.18	14 300	1.6	64	2KJ3305 - ■ FN23 - ■ ■ V1	
	38	560	39.06	14 400	1.8	64	2KJ3305 - ■ FN23 - ■ ■ U1	
	41	515	36.05	14 500	1.9	64	2KJ3305 - ■ FN23 - ■ ■ T1	
	44	470	33.02	14 500	2.1	64	2KJ3305 - ■ FN23 - ■ ■ S1	
	53	395	27.71	14 500	2.5	64	2KJ3305 - ■ FN23 - ■ ■ R1	
	56	370	26.08	14 500	2.7	64	2KJ3305 - ■ FN23 - ■ ■ Q1	
	61	340	23.93	14 500	2.9	64	2KJ3305 - ■ FN23 - ■ ■ P1	
	FD.69-LE100ZLSA4P							
	30	700	48.80	7 780	0.86	58	2KJ3404 - ■ FN23 - ■ ■ A1	
	FZ.69-LE100ZLSA4P							
	36	580	40.56	7 800	1.0	57	2KJ3304 - ■ FN23 - ■ ■ T1	
	40	520	36.36	7 760	1.2	57	2KJ3304 - ■ FN23 - ■ ■ S1	
	45	470	32.78	7 700	1.3	57	2KJ3304 - ■ FN23 - ■ ■ R1	
	48	430	30.26	7 670	1.4	57	2KJ3304 - ■ FN23 - ■ ■ Q1	
	53	395	27.62	7 570	1.5	57	2KJ3304 - ■ FN23 - ■ ■ P1	
	64	325	22.92	7 400	1.8	57	2KJ3304 - ■ FN23 - ■ ■ N1	
	68	305	21.57	7 340	1.9	57	2KJ3304 - ■ FN23 - ■ ■ M1	
	72	290	20.37	7 260	2.1	57	2KJ3304 - ■ FN23 - ■ ■ L1	
	85	245	17.33	7 060	2.4	57	2KJ3304 - ■ FN23 - ■ ■ K1	
	99	210	14.85	6 840	2.8	57	2KJ3304 - ■ FN23 - ■ ■ J1	
	112	187	13.06	6 640	3.2	57	2KJ3304 - ■ FN23 - ■ ■ H1	
	133	158	11.01	6 390	3.8	57	2KJ3304 - ■ FN23 - ■ ■ G1	
	165	128	8.90	6 030	3.7	57	2KJ3304 - ■ FN23 - ■ ■ E1	
	192	109	7.62	5 810	4.3	57	2KJ3304 - ■ FN23 - ■ ■ D1	
	FZ.49-LE100ZLSA4P							
	38	550	38.53	5 050	0.87	53	2KJ3303 - ■ FN23 - ■ ■ T1	
	42	495	34.55	5 110	0.97	53	2KJ3303 - ■ FN23 - ■ ■ S1	
	47	445	31.14	5 150	1.1	53	2KJ3303 - ■ FN23 - ■ ■ R1	
	51	410	28.74	5 160	1.2	53	2KJ3303 - ■ FN23 - ■ ■ Q1	
	56	375	26.24	5 160	1.3	53	2KJ3303 - ■ FN23 - ■ ■ P1	
	67	310	21.77	5 120	1.5	53	2KJ3303 - ■ FN23 - ■ ■ N1	
	71	290	20.49	5 110	1.6	53	2KJ3303 - ■ FN23 - ■ ■ M1	
	76	275	19.35	5 080	1.7	53	2KJ3303 - ■ FN23 - ■ ■ L1	
	89	235	16.47	4 980	2.0	53	2KJ3303 - ■ FN23 - ■ ■ K1	
	104	200	14.11	4 880	2.4	53	2KJ3303 - ■ FN23 - ■ ■ J1	
	118	178	12.40	4 760	2.7	53	2KJ3303 - ■ FN23 - ■ ■ H1	
	140	150	10.46	4 620	3.2	53	2KJ3303 - ■ FN23 - ■ ■ G1	
	161	131	9.12	4 490	3.7	53	2KJ3303 - ■ FN23 - ■ ■ F1	
	174	120	8.40	4 330	3.7	53	2KJ3303 - ■ FN23 - ■ ■ E1	
	203	103	7.20	4 190	4.4	53	2KJ3303 - ■ FN23 - ■ ■ D1	
	FZ.49-LE90ZLR2P							
	175	120	16.47	4 410	4.0	35	2KJ3303 - ■ EM23 - ■ ■ K1 P00	
	FZ.39-LE100ZLSA4P							
	71	295	20.71	4 380	0.84	42	2KJ3302 - ■ FN23 - ■ ■ P1	
	85	245	17.24	4 360	0.95	42	2KJ3302 - ■ FN23 - ■ ■ N1	
	90	230	16.22	4 350	0.99	42	2KJ3302 - ■ FN23 - ■ ■ M1	
	101	205	14.54	4 320	1.1	42	2KJ3302 - ■ FN23 - ■ ■ L1	
	118	178	12.38	4 210	1.2	42	2KJ3302 - ■ FN23 - ■ ■ K1	

Article No. supplement

Shaft design

1, 5 or 9

Frequency and voltage

2 or 9

Gearbox mounting type

A, D, F or H

→ page 10/44

→ page 11/2

→ page 10/37

SIMOGEAR geared motors

Parallel shaft geared motors

Geared motors up to 55 kW

Selection and ordering data (continued)

P_{rated} kW	n_2 rpm	T_2 Nm	i -	F_{R2} N	f_B -	m kg	Article No. (Article No. supplement → below)	Order code No. of poles
2.2								
FZ.39-LE100ZLSA4P								
	138	152	10.61	4 130	1.3	42	2KJ3302 - ■ FN23 - ■ ■ J1	
	160	131	9.13	4 030	1.4	42	2KJ3302 - ■ FN23 - ■ ■ H1	
	181	116	8.10	3 840	1.4	42	2KJ3302 - ■ FN23 - ■ ■ G1	
	217	97	6.74	3 720	1.6	42	2KJ3302 - ■ FN23 - ■ ■ F1	
	231	91	6.35	3 670	1.6	42	2KJ3302 - ■ FN23 - ■ ■ E1	
	257	82	5.69	3 590	1.7	42	2KJ3302 - ■ FN23 - ■ ■ D1	
	303	69	4.84	3 480	1.8	42	2KJ3302 - ■ FN23 - ■ ■ C1	
	353	60	4.15	3 350	2.0	42	2KJ3302 - ■ FN23 - ■ ■ B1	
	410	51	3.57	3 240	2.1	42	2KJ3302 - ■ FN23 - ■ ■ A1	
FZ.39-LE90ZLR2P								
	168	125	17.24	4 000	1.9	27	2KJ3302 - ■ EM23 - ■ ■ N1	P00
	178	118	16.22	3 950	2.0	27	2KJ3302 - ■ EM23 - ■ ■ M1	P00
	199	106	14.54	3 870	2.1	27	2KJ3302 - ■ EM23 - ■ ■ L1	P00
	233	90	12.38	3 740	2.3	27	2KJ3302 - ■ EM23 - ■ ■ K1	P00
	272	77	10.61	3 620	2.6	27	2KJ3302 - ■ EM23 - ■ ■ J1	P00
	317	66	9.13	3 500	2.8	27	2KJ3302 - ■ EM23 - ■ ■ H1	P00
	357	59	8.10	3 340	2.8	27	2KJ3302 - ■ EM23 - ■ ■ G1	P00
	429	49	6.74	3 200	3.1	27	2KJ3302 - ■ EM23 - ■ ■ F1	P00
	455	46	6.35	3 150	3.2	27	2KJ3302 - ■ EM23 - ■ ■ E1	P00
	508	41	5.69	3 060	3.4	27	2KJ3302 - ■ EM23 - ■ ■ D1	P00
	597	35	4.84	2 940	3.6	27	2KJ3302 - ■ EM23 - ■ ■ C1	P00
	696	30	4.15	2 820	3.9	27	2KJ3302 - ■ EM23 - ■ ■ B1	P00
	810	26	3.57	2 700	4.2	27	2KJ3302 - ■ EM23 - ■ ■ A1	P00
FZ.29-LE100ZLSA4P								
	112	187	13.06	2 910	0.8	35	2KJ3301 - ■ FN23 - ■ ■ M1	
	127	165	11.51	2 910	0.87	35	2KJ3301 - ■ FN23 - ■ ■ L1	
	147	143	9.99	2 890	0.95	35	2KJ3301 - ■ FN23 - ■ ■ K1	
	151	139	9.69	2 690	1.0	35	2KJ3301 - ■ FN23 - ■ ■ J1	
	170	124	8.63	2 690	1.1	35	2KJ3301 - ■ FN23 - ■ ■ H1	
	184	114	7.97	2 680	1.0	35	2KJ3301 - ■ FN23 - ■ ■ G1	
	210	100	6.98	2 650	1.2	35	2KJ3301 - ■ FN23 - ■ ■ F1	
	239	88	6.12	2 610	1.3	35	2KJ3301 - ■ FN23 - ■ ■ E1	
	264	80	5.55	2 580	1.4	35	2KJ3301 - ■ FN23 - ■ ■ D1	
	281	75	5.22	2 560	1.4	35	2KJ3301 - ■ FN23 - ■ ■ C1	
	318	66	4.60	2 510	1.5	35	2KJ3301 - ■ FN23 - ■ ■ B1	
	366	57	4.00	2 450	1.6	35	2KJ3301 - ■ FN23 - ■ ■ A1	
FZ.29-LE90ZLR2P								
	166	127	17.44	2 860	1.2	21	2KJ3301 - ■ EM23 - ■ ■ Q1	P00
	189	111	15.29	2 830	1.3	21	2KJ3301 - ■ EM23 - ■ ■ P1	P00
	208	101	13.88	2 790	1.5	21	2KJ3301 - ■ EM23 - ■ ■ N1	P00
	221	95	13.06	2 770	1.6	21	2KJ3301 - ■ EM23 - ■ ■ M1	P00
	251	84	11.51	2 710	1.7	21	2KJ3301 - ■ EM23 - ■ ■ L1	P00
	289	73	9.99	2 650	1.9	21	2KJ3301 - ■ EM23 - ■ ■ K1	P00
	298	70	9.69	2 540	2.0	21	2KJ3301 - ■ EM23 - ■ ■ J1	P00
	335	63	8.63	2 490	2.1	21	2KJ3301 - ■ EM23 - ■ ■ H1	P00
	363	58	7.97	2 460	2.1	21	2KJ3301 - ■ EM23 - ■ ■ G1	P00
	414	51	6.98	2 390	2.4	21	2KJ3301 - ■ EM23 - ■ ■ F1	P00
	472	44	6.12	2 340	2.6	21	2KJ3301 - ■ EM23 - ■ ■ E1	P00

Article No. supplement

Shaft design

1, 5 or 9

Frequency and voltage

2 or 9

Gearbox mounting type

A, D, F or H

→ page 10/44

→ page 11/2

→ page 10/37

Selection and ordering data (continued)

P_{rated} kW	n_2 rpm	T_2 Nm	i -	F_{R2} N	f_B -	m kg	Article No. (Article No. supplement → below)	Order code No. of poles
2.2	FZ.29-LE90ZLR2P							
	521	40	5.55	2 290	2.7	21	2KJ3301 - ■ EM23 - ■ ■ D1	P00
	554	38	5.22	2 250	2.8	21	2KJ3301 - ■ EM23 - ■ ■ C1	P00
	628	33	4.60	2 190	2.9	21	2KJ3301 - ■ EM23 - ■ ■ B1	P00
	722	29	4.00	2 110	3.1	21	2KJ3301 - ■ EM23 - ■ ■ A1	P00
3	FD.189-LE132SH6P							
	2.8	10 200	347.35	110 900	1.9	660	2KJ3412 - ■ HF23 - ■ ■ T1	P01
	FD.169-LE132SH6P							
	2.6	10 800	368.00	73 500	1.3	448	2KJ3411 - ■ HF23 - ■ ■ V1	P01
	2.8	10 100	343.01	73 500	1.3	448	2KJ3411 - ■ HF23 - ■ ■ U1	P01
	3.2	9 000	304.94	73 500	1.5	448	2KJ3411 - ■ HF23 - ■ ■ T1	P01
	3.5	8 080	273.80	73 500	1.7	448	2KJ3411 - ■ HF23 - ■ ■ S1	P01
	FD.149-LE132SH6P							
	3.0	9 540	323.04	65 000	0.84	301	2KJ3410 - ■ HF23 - ■ ■ V1	P01
	3.2	8 980	304.03	65 000	0.89	301	2KJ3410 - ■ HF23 - ■ ■ U1	P01
	3.4	8 410	285.00	65 000	0.95	301	2KJ3410 - ■ HF23 - ■ ■ T1	P01
	FD.149-LE100ZLSB4P							
	3.9	7 420	377.00	65 000	1.1	278	2KJ3410 - ■ FP23 - ■ ■ W1	
	4.5	6 360	323.04	65 000	1.3	278	2KJ3410 - ■ FP23 - ■ ■ V1	
	4.8	5 980	304.03	65 000	1.3	278	2KJ3410 - ■ FP23 - ■ ■ U1	
	5.1	5 610	285.00	65 000	1.4	278	2KJ3410 - ■ FP23 - ■ ■ T1	
	5.8	4 970	252.64	65 000	1.6	278	2KJ3410 - ■ FP23 - ■ ■ S1	
	6.5	4 410	224.42	65 000	1.8	278	2KJ3410 - ■ FP23 - ■ ■ R1	
	7.2	3 980	202.50	65 000	2.0	278	2KJ3410 - ■ FP23 - ■ ■ Q1	
	FD.129-LE100ZLSB4P							
	4.9	5 890	299.31	36 100	0.82	191	2KJ3408 - ■ FP23 - ■ ■ Q1	
	5.2	5 540	281.70	36 500	0.87	191	2KJ3408 - ■ FP23 - ■ ■ P1	
	5.6	5 140	261.42	36 900	0.94	191	2KJ3408 - ■ FP23 - ■ ■ N1	
	6.3	4 550	231.12	37 400	1.1	191	2KJ3408 - ■ FP23 - ■ ■ M1	
	7.1	4 060	206.32	37 500	1.2	191	2KJ3408 - ■ FP23 - ■ ■ L1	
	7.8	3 650	185.66	37 500	1.3	191	2KJ3408 - ■ FP23 - ■ ■ K1	
	9	3 170	161.14	37 500	1.5	191	2KJ3408 - ■ FP23 - ■ ■ J1	
	10	2 850	144.92	37 500	1.7	191	2KJ3408 - ■ FP23 - ■ ■ H1	
	11	2 490	126.66	37 500	1.9	191	2KJ3408 - ■ FP23 - ■ ■ G1	
	13	2 220	113.03	37 500	2.2	191	2KJ3408 - ■ FP23 - ■ ■ F1	
	FD.109-LE100ZLSB4P							
	7.9	3 630	184.46	25 000	0.85	137	2KJ3407 - ■ FP23 - ■ ■ K1	
	8.9	3 220	163.83	25 000	0.96	137	2KJ3407 - ■ FP23 - ■ ■ J1	
	9.9	2 880	146.65	25 000	1.1	137	2KJ3407 - ■ FP23 - ■ ■ H1	
	12	2 460	125.37	25 000	1.3	137	2KJ3407 - ■ FP23 - ■ ■ G1	
	13	2 200	111.95	25 000	1.4	137	2KJ3407 - ■ FP23 - ■ ■ F1	
	15	1 940	98.94	25 000	1.6	137	2KJ3407 - ■ FP23 - ■ ■ E1	
	17	1 710	86.83	25 000	1.8	137	2KJ3407 - ■ FP23 - ■ ■ D1	
	19	1 480	75.59	25 000	2.1	137	2KJ3407 - ■ FP23 - ■ ■ C1	
	23	1 270	64.62	25 000	2.4	137	2KJ3407 - ■ FP23 - ■ ■ B1	
	FZ.109-LE100ZLSB4P							
	21	1 390	70.74	25 000	2.2	134	2KJ3307 - ■ FP23 - ■ ■ B2	
	22	1 280	65.30	25 000	2.4	134	2KJ3307 - ■ FP23 - ■ ■ A2	
	FD.89-LE100ZLSB4P							
	14	2 090	106.52	17 400	0.88	96	2KJ3406 - ■ FP23 - ■ ■ F1	

Article No. supplement

Shaft design

1, 5 or 9

Frequency and voltage

2 or 9

Gearbox mounting type

A, D, F or H

→ page 10/44

→ page 11/2

→ page 10/37

SIMOGEAR geared motors

Parallel shaft geared motors

Geared motors up to 55 kW

Selection and ordering data (continued)

P_{rated} kW	n_2 rpm	T_2 Nm	i -	F_{R2} N	f_B -	m kg	Article No. (Article No. supplement → below)	Order code No. of poles
3	FD.89-LE100ZLSB4P							
	16	1 830	93.14	17 400	1.0	96	2KJ3406 - ■ FP23 - ■ ■ E1	
	18	1 570	79.95	17 400	1.2	96	2KJ3406 - ■ FP23 - ■ ■ D1	
	21	1 390	70.67	17 400	1.3	96	2KJ3406 - ■ FP23 - ■ ■ C1	
	24	1 180	60.09	17 400	1.6	96	2KJ3406 - ■ FP23 - ■ ■ B1	
	28	1 010	51.51	17 400	1.8	96	2KJ3406 - ■ FP23 - ■ ■ A1	
	FZ.89-LE100ZLSB4P							
	24	1 210	61.72	17 400	1.5	95	2KJ3306 - ■ FP23 - ■ ■ B2	
	26	1 090	55.72	17 400	1.7	95	2KJ3306 - ■ FP23 - ■ ■ A2	
	29	995	50.54	17 400	1.9	95	2KJ3306 - ■ FP23 - ■ ■ X1	
	31	915	46.66	17 400	2.0	95	2KJ3306 - ■ FP23 - ■ ■ W1	
	34	835	42.41	17 400	2.2	95	2KJ3306 - ■ FP23 - ■ ■ V1	
	41	705	35.91	17 400	2.6	95	2KJ3306 - ■ FP23 - ■ ■ U1	
	FD.79-LE100ZLSB4P							
	24	1 190	60.82	13 200	0.84	65	2KJ3405 - ■ FP23 - ■ ■ B1	
	27	1 040	53.01	13 500	0.96	65	2KJ3405 - ■ FP23 - ■ ■ A1	
	FZ.79-LE100ZLSB4P							
	30	945	48.03	13 700	1.1	64	2KJ3305 - ■ FP23 - ■ ■ W1	
34	850	43.18	13 900	1.2	64	2KJ3305 - ■ FP23 - ■ ■ V1		
37	765	39.06	14 000	1.3	64	2KJ3305 - ■ FP23 - ■ ■ U1		
40	710	36.05	14 100	1.4	64	2KJ3305 - ■ FP23 - ■ ■ T1		
44	650	33.02	14 300	1.5	64	2KJ3305 - ■ FP23 - ■ ■ S1		
53	545	27.71	14 500	1.8	64	2KJ3305 - ■ FP23 - ■ ■ R1		
56	510	26.08	14 500	1.9	64	2KJ3305 - ■ FP23 - ■ ■ Q1		
61	470	23.93	14 500	2.1	64	2KJ3305 - ■ FP23 - ■ ■ P1		
70	410	20.90	14 500	2.4	64	2KJ3305 - ■ FP23 - ■ ■ N1		
78	365	18.71	14 500	2.7	64	2KJ3305 - ■ FP23 - ■ ■ M1		
89	320	16.36	14 500	3.1	64	2KJ3305 - ■ FP23 - ■ ■ L1		
FZ.69-LE100ZLSB4P								
40	715	36.36	6 580	0.84	57	2KJ3304 - ■ FP23 - ■ ■ S1		
44	645	32.78	6 640	0.93	57	2KJ3304 - ■ FP23 - ■ ■ R1		
48	595	30.26	6 670	1.0	57	2KJ3304 - ■ FP23 - ■ ■ Q1		
53	540	27.62	6 700	1.1	57	2KJ3304 - ■ FP23 - ■ ■ P1		
63	450	22.92	6 650	1.3	57	2KJ3304 - ■ FP23 - ■ ■ N1		
67	425	21.57	6 620	1.4	57	2KJ3304 - ■ FP23 - ■ ■ M1		
71	400	20.37	6 600	1.5	57	2KJ3304 - ■ FP23 - ■ ■ L1		
84	340	17.33	6 490	1.8	57	2KJ3304 - ■ FP23 - ■ ■ K1		
98	290	14.85	6 370	2.1	57	2KJ3304 - ■ FP23 - ■ ■ J1		
111	255	13.06	6 240	2.3	57	2KJ3304 - ■ FP23 - ■ ■ H1		
132	215	11.01	6 060	2.8	57	2KJ3304 - ■ FP23 - ■ ■ G1		
152	189	9.60	5 890	3.2	57	2KJ3304 - ■ FP23 - ■ ■ F1		
163	175	8.90	5 740	2.7	57	2KJ3304 - ■ FP23 - ■ ■ E1		
191	150	7.62	5 560	3.1	57	2KJ3304 - ■ FP23 - ■ ■ D1		
217	132	6.70	5 400	3.3	57	2KJ3304 - ■ FP23 - ■ ■ C1		
257	111	5.66	5 190	3.7	57	2KJ3304 - ■ FP23 - ■ ■ B1		
295	97	4.93	5 020	4.0	57	2KJ3304 - ■ FP23 - ■ ■ A1		
FZ.49-LE100ZLSB4P								
51	565	28.74	4 170	0.85	53	2KJ3303 - ■ FP23 - ■ ■ Q1		
55	515	26.24	4 260	0.93	53	2KJ3303 - ■ FP23 - ■ ■ P1		
67	425	21.77	4 390	1.1	53	2KJ3303 - ■ FP23 - ■ ■ N1		

Article No. supplement

Shaft design

1, 5 or 9

Frequency and voltage

2 or 9

Gearbox mounting type

A, D, F or H

→ page 10/44

→ page 11/2

→ page 10/37

Selection and ordering data (continued)

P_{rated} kW	n_2 rpm	T_2 Nm	i -	F_{R2} N	f_B -	m kg	Article No. (Article No. supplement → below)	Order code No. of poles
3	FZ.49-LE100ZLSB4P							
	71	400	20.49	4 410	1.2	53	2KJ3303 - ■ FP23 - ■ ■ M1	
	75	380	19.35	4 410	1.3	53	2KJ3303 - ■ FP23 - ■ ■ L1	
	88	320	16.47	4 440	1.5	53	2KJ3303 - ■ FP23 - ■ ■ K1	
	103	275	14.11	4 400	1.7	53	2KJ3303 - ■ FP23 - ■ ■ J1	
	117	240	12.40	4 370	2.0	53	2KJ3303 - ■ FP23 - ■ ■ H1	
	139	205	10.46	4 270	2.3	53	2KJ3303 - ■ FP23 - ■ ■ G1	
	160	180	9.12	4 190	2.7	53	2KJ3303 - ■ FP23 - ■ ■ F1	
	173	165	8.40	4 020	2.7	53	2KJ3303 - ■ FP23 - ■ ■ E1	
	202	142	7.20	3 920	3.2	53	2KJ3303 - ■ FP23 - ■ ■ D1	
	230	125	6.33	3 840	3.4	53	2KJ3303 - ■ FP23 - ■ ■ C1	
	272	105	5.34	3 720	3.8	53	2KJ3303 - ■ FP23 - ■ ■ B1	
	313	92	4.65	3 610	4.1	53	2KJ3303 - ■ FP23 - ■ ■ A1	
	FZ.39-LE100ZLSB4P							
	118	240	12.38	3 760	0.86	42	2KJ3302 - ■ FP23 - ■ ■ K1	
137	205	10.61	3 750	0.95	42	2KJ3302 - ■ FP23 - ■ ■ J1		
159	180	9.13	3 670	1.1	42	2KJ3302 - ■ FP23 - ■ ■ H1		
180	159	8.10	3 490	1.0	42	2KJ3302 - ■ FP23 - ■ ■ G1		
216	133	6.74	3 430	1.1	42	2KJ3302 - ■ FP23 - ■ ■ F1		
229	125	6.35	3 400	1.2	42	2KJ3302 - ■ FP23 - ■ ■ E1		
256	112	5.69	3 350	1.2	42	2KJ3302 - ■ FP23 - ■ ■ D1		
301	95	4.84	3 270	1.3	42	2KJ3302 - ■ FP23 - ■ ■ C1		
351	82	4.15	3 170	1.4	42	2KJ3302 - ■ FP23 - ■ ■ B1		
408	70	3.57	3 080	1.5	42	2KJ3302 - ■ FP23 - ■ ■ A1		
FZ.29-LE100ZLSB4P								
208	137	6.98	2 300	0.89	35	2KJ3301 - ■ FP23 - ■ ■ F1		
238	121	6.12	2 300	0.95	35	2KJ3301 - ■ FP23 - ■ ■ E1		
262	109	5.55	2 310	0.99	35	2KJ3301 - ■ FP23 - ■ ■ D1		
279	103	5.22	2 300	1.0	35	2KJ3301 - ■ FP23 - ■ ■ C1		
316	91	4.60	2 280	1.1	35	2KJ3301 - ■ FP23 - ■ ■ B1		
364	79	4.00	2 250	1.2	35	2KJ3301 - ■ FP23 - ■ ■ A1		
4	FD.189-LE132MJ6P							
	2.8	13 600	347.35	110 900	1.4	665	2KJ3412 - ■ HK23 - ■ ■ T1 P01	
	3.1	12 200	310.76	110 900	1.6	665	2KJ3412 - ■ HK23 - ■ ■ S1 P01	
	3.5	11 000	280.27	110 900	1.7	665	2KJ3412 - ■ HK23 - ■ ■ R1 P01	
	3.9	9 750	247.71	110 900	1.9	665	2KJ3412 - ■ HK23 - ■ ■ Q1 P01	
	FD.169-LE132MJ6P							
	2.6	14 400	368.00	73 500	0.94	453	2KJ3411 - ■ HK23 - ■ ■ V1 P01	
	2.8	13 500	343.01	73 500	1.0	453	2KJ3411 - ■ HK23 - ■ ■ U1 P01	
	3.2	12 000	304.94	73 500	1.1	453	2KJ3411 - ■ HK23 - ■ ■ T1 P01	
	3.5	10 700	273.80	73 500	1.3	453	2KJ3411 - ■ HK23 - ■ ■ S1 P01	
	FD.169-LE112ZMKB4P							
	4.0	9 620	368.00	73 500	1.4	426	2KJ3411 - ■ GJ23 - ■ ■ V1	
	4.3	8 970	343.01	73 500	1.5	426	2KJ3411 - ■ GJ23 - ■ ■ U1	
	4.8	7 970	304.94	73 500	1.7	426	2KJ3411 - ■ GJ23 - ■ ■ T1	
	5.3	7 160	273.80	73 500	1.9	426	2KJ3411 - ■ GJ23 - ■ ■ S1	
5.9	6 480	247.84	73 500	2.1	426	2KJ3411 - ■ GJ23 - ■ ■ R1		
FD.149-LE112ZMKB4P								
3.9	9 860	377.00	65 000	0.81	280	2KJ3410 - ■ GJ23 - ■ ■ W1		
4.5	8 450	323.04	65 000	0.95	280	2KJ3410 - ■ GJ23 - ■ ■ V1		

Article No. supplement

Shaft design

1, 5 or 9

→ page 10/44

Frequency and voltage

2 or 9

→ page 11/2

Gearbox mounting type

A, D, F or H

→ page 10/37

SIMOGEAR geared motors

Parallel shaft geared motors

Geared motors up to 55 kW

Selection and ordering data (continued)

P_{rated} kW	n_2 rpm	T_2 Nm	i -	F_{R2} N	f_B -	m kg	Article No. (Article No. supplement → below)	Order code No. of poles
4	FD.149-LE112ZMKB4P							
	4.8	7 950	304.03	65 000	1.0	280	2KJ3410 - ■ GJ23 - ■ ■ U1	
	5.1	7 450	285.00	65 000	1.1	280	2KJ3410 - ■ GJ23 - ■ ■ T1	
	5.8	6 610	252.64	65 000	1.2	280	2KJ3410 - ■ GJ23 - ■ ■ S1	
	6.5	5 870	224.42	65 000	1.4	280	2KJ3410 - ■ GJ23 - ■ ■ R1	
	7.2	5 290	202.50	65 000	1.5	280	2KJ3410 - ■ GJ23 - ■ ■ Q1	
	8.1	4 690	179.44	65 000	1.7	280	2KJ3410 - ■ GJ23 - ■ ■ P1	
	9.2	4 150	158.91	65 000	1.9	280	2KJ3410 - ■ GJ23 - ■ ■ N1	
	10	3 700	141.43	65 000	2.2	280	2KJ3410 - ■ GJ23 - ■ ■ M1	
	FD.129-LE112ZMKB4P							
6.3	6 040	231.12	36 000	0.8	192	2KJ3408 - ■ GJ23 - ■ ■ M1		
7.1	5 390	206.32	36 600	0.9	192	2KJ3408 - ■ GJ23 - ■ ■ L1		
7.9	4 850	185.66	37 200	1.0	192	2KJ3408 - ■ GJ23 - ■ ■ K1		
9.1	4 210	161.14	37 500	1.2	192	2KJ3408 - ■ GJ23 - ■ ■ J1		
10	3 790	144.92	37 500	1.3	192	2KJ3408 - ■ GJ23 - ■ ■ H1		
12	3 310	126.66	37 500	1.5	192	2KJ3408 - ■ GJ23 - ■ ■ G1		
13	2 950	113.03	37 500	1.6	192	2KJ3408 - ■ GJ23 - ■ ■ F1		
15	2 600	99.58	37 500	1.9	192	2KJ3408 - ■ GJ23 - ■ ■ E1		
17	2 280	87.25	37 500	2.1	192	2KJ3408 - ■ GJ23 - ■ ■ D1		
FD.109-LE112ZMKB4P								
10	3 830	146.65	25 000	0.81	137	2KJ3407 - ■ GJ23 - ■ ■ H1		
12	3 280	125.37	25 000	0.95	137	2KJ3407 - ■ GJ23 - ■ ■ G1		
13	2 920	111.95	25 000	1.1	137	2KJ3407 - ■ GJ23 - ■ ■ F1		
15	2 580	98.94	25 000	1.2	137	2KJ3407 - ■ GJ23 - ■ ■ E1		
17	2 270	86.83	25 000	1.4	137	2KJ3407 - ■ GJ23 - ■ ■ D1		
19	1 970	75.59	25 000	1.6	137	2KJ3407 - ■ GJ23 - ■ ■ C1		
23	1 690	64.62	25 000	1.8	137	2KJ3407 - ■ GJ23 - ■ ■ B1		
26	1 440	55.31	25 000	2.1	137	2KJ3407 - ■ GJ23 - ■ ■ A1		
FZ.109-LE112ZMKB4P								
21	1 850	70.74	25 000	1.7	134	2KJ3307 - ■ GJ23 - ■ ■ B2		
22	1 700	65.30	25 000	1.8	134	2KJ3307 - ■ GJ23 - ■ ■ A2		
24	1 570	60.12	25 000	2.0	134	2KJ3307 - ■ GJ23 - ■ ■ X1		
28	1 340	51.27	25 000	2.3	134	2KJ3307 - ■ GJ23 - ■ ■ W1		
30	1 260	48.25	25 000	2.5	134	2KJ3307 - ■ GJ23 - ■ ■ V1		
33	1 170	44.78	25 000	2.6	134	2KJ3307 - ■ GJ23 - ■ ■ U1		
FD.89-LE112ZMKB4P								
18	2 090	79.95	17 400	0.88	96	2KJ3406 - ■ GJ23 - ■ ■ D1		
21	1 840	70.67	17 400	1.0	96	2KJ3406 - ■ GJ23 - ■ ■ C1		
24	1 570	60.09	17 400	1.2	96	2KJ3406 - ■ GJ23 - ■ ■ B1		
28	1 340	51.51	17 400	1.4	96	2KJ3406 - ■ GJ23 - ■ ■ A1		
FZ.89-LE112ZMKB4P								
24	1 610	61.72	17 400	1.1	95	2KJ3306 - ■ GJ23 - ■ ■ B2		
26	1 450	55.72	17 400	1.3	95	2KJ3306 - ■ GJ23 - ■ ■ A2		
29	1 320	50.54	17 400	1.4	95	2KJ3306 - ■ GJ23 - ■ ■ X1		
31	1 220	46.66	17 400	1.5	95	2KJ3306 - ■ GJ23 - ■ ■ W1		
34	1 110	42.41	17 400	1.7	95	2KJ3306 - ■ GJ23 - ■ ■ V1		
41	940	35.91	17 400	2.0	95	2KJ3306 - ■ GJ23 - ■ ■ U1		
43	880	33.80	17 400	2.1	95	2KJ3306 - ■ GJ23 - ■ ■ T1		
47	815	31.21	17 400	2.3	95	2KJ3306 - ■ GJ23 - ■ ■ S1		
53	725	27.77	17 400	2.5	95	2KJ3306 - ■ GJ23 - ■ ■ R1		

Article No. supplement

Shaft design

1, 5 or 9

→ page 10/44

Frequency and voltage

2 or 9

→ page 11/2

Gearbox mounting type

A, D, F or H

→ page 10/37

Selection and ordering data (continued)

P_{rated} kW	n_2 rpm	T_2 Nm	i -	F_{R2} N	f_B -	m kg	Article No. (Article No. supplement → below)	Order code No. of poles
4	FZ.89-LE112ZMKB4P							
	59	645	24.67	17 400	2.9	95	2KJ3306 - ■ GJ23 - ■ ■ Q1	
	FZ.79-LE112ZMKB4P							
	30	1 250	48.03	13 100	0.80	65	2KJ3305 - ■ GJ23 - ■ ■ W1	
	34	1 130	43.18	13 300	0.89	65	2KJ3305 - ■ GJ23 - ■ ■ V1	
	37	1 020	39.06	13 500	0.98	65	2KJ3305 - ■ GJ23 - ■ ■ U1	
	40	940	36.05	13 700	1.1	65	2KJ3305 - ■ GJ23 - ■ ■ T1	
	44	860	33.02	13 800	1.2	65	2KJ3305 - ■ GJ23 - ■ ■ S1	
	53	725	27.71	14 100	1.4	65	2KJ3305 - ■ GJ23 - ■ ■ R1	
	56	680	26.08	14 200	1.5	65	2KJ3305 - ■ GJ23 - ■ ■ Q1	
	61	625	23.93	14 300	1.6	65	2KJ3305 - ■ GJ23 - ■ ■ P1	
	70	545	20.90	14 500	1.8	65	2KJ3305 - ■ GJ23 - ■ ■ N1	
	78	490	18.71	14 500	2.0	65	2KJ3305 - ■ GJ23 - ■ ■ M1	
	89	425	16.36	14 500	2.3	65	2KJ3305 - ■ GJ23 - ■ ■ L1	
	104	365	14.04	14 500	2.7	65	2KJ3305 - ■ GJ23 - ■ ■ K1	
	118	325	12.41	14 400	3.1	65	2KJ3305 - ■ GJ23 - ■ ■ J1	
	138	275	10.56	13 900	3.6	65	2KJ3305 - ■ GJ23 - ■ ■ H1	
	172	220	8.51	13 100	3.2	65	2KJ3305 - ■ GJ23 - ■ ■ F1	
	196	195	7.44	12 700	3.7	65	2KJ3305 - ■ GJ23 - ■ ■ E1	
228	167	6.39	12 200	4.3	65	2KJ3305 - ■ GJ23 - ■ ■ D1		
259	148	5.64	11 800	4.7	65	2KJ3305 - ■ GJ23 - ■ ■ C1		
FZ.69-LE112ZMKB4P								
53	720	27.62	5 580	0.83	58	2KJ3304 - ■ GJ23 - ■ ■ P1		
64	600	22.92	5 710	1.0	58	2KJ3304 - ■ GJ23 - ■ ■ N1		
68	560	21.57	5 770	1.1	58	2KJ3304 - ■ GJ23 - ■ ■ M1		
72	530	20.37	5 780	1.1	58	2KJ3304 - ■ GJ23 - ■ ■ L1		
84	450	17.33	5 800	1.3	58	2KJ3304 - ■ GJ23 - ■ ■ K1		
98	385	14.85	5 770	1.5	58	2KJ3304 - ■ GJ23 - ■ ■ J1		
112	340	13.06	5 710	1.8	58	2KJ3304 - ■ GJ23 - ■ ■ H1		
133	285	11.01	5 620	2.1	58	2KJ3304 - ■ GJ23 - ■ ■ G1		
152	250	9.60	5 500	2.4	58	2KJ3304 - ■ GJ23 - ■ ■ F1		
164	230	8.90	5 380	2.0	58	2KJ3304 - ■ GJ23 - ■ ■ E1		
192	199	7.62	5 230	2.3	58	2KJ3304 - ■ GJ23 - ■ ■ D1		
218	175	6.70	5 110	2.5	58	2KJ3304 - ■ GJ23 - ■ ■ C1		
258	148	5.66	4 950	2.8	58	2KJ3304 - ■ GJ23 - ■ ■ B1		
296	129	4.93	4 800	3.0	58	2KJ3304 - ■ GJ23 - ■ ■ A1		
FZ.49-LE112ZMKB4P								
67	570	21.77	3 430	0.84	53	2KJ3303 - ■ GJ23 - ■ ■ N1		
71	535	20.49	3 520	0.90	53	2KJ3303 - ■ GJ23 - ■ ■ M1		
75	505	19.35	3 580	0.95	53	2KJ3303 - ■ GJ23 - ■ ■ L1		
89	430	16.47	3 710	1.1	53	2KJ3303 - ■ GJ23 - ■ ■ K1		
103	365	14.11	3 810	1.3	53	2KJ3303 - ■ GJ23 - ■ ■ J1		
118	320	12.40	3 840	1.5	53	2KJ3303 - ■ GJ23 - ■ ■ H1		
140	270	10.46	3 840	1.8	53	2KJ3303 - ■ GJ23 - ■ ■ G1		
160	235	9.12	3 820	2.0	53	2KJ3303 - ■ GJ23 - ■ ■ F1		
174	220	8.40	3 610	2.0	53	2KJ3303 - ■ GJ23 - ■ ■ E1		
203	188	7.20	3 580	2.4	53	2KJ3303 - ■ GJ23 - ■ ■ D1		
231	166	6.33	3 530	2.6	53	2KJ3303 - ■ GJ23 - ■ ■ C1		
273	140	5.34	3 460	2.9	53	2KJ3303 - ■ GJ23 - ■ ■ B1		

Article No. supplement

Shaft design

1, 5 or 9

Frequency and voltage

2 or 9

Gearbox mounting type

A, D, F or H

→ page 10/44

→ page 11/2

→ page 10/37

SIMOGEAR geared motors

Parallel shaft geared motors

Geared motors up to 55 kW

Selection and ordering data (continued)

P_{rated} kW	n_2 rpm	T_2 Nm	i -	F_{R2} N	f_B -	m kg	Article No. (Article No. supplement → below)	Order code No. of poles
4	FZ.49-LE112ZMKB4P							
	314	122	4.65	3 390	3.1	53	2KJ3303 - ■ GJ23 - ■ ■ A1	
	FZ.39-LE112ZMKB4P							
	217	176	6.74	3 060	0.86	45	2KJ3302 - ■ GJ23 - ■ ■ F1	
	230	166	6.35	3 050	0.90	45	2KJ3302 - ■ GJ23 - ■ ■ E1	
	257	149	5.69	3 040	0.94	45	2KJ3302 - ■ GJ23 - ■ ■ D1	
	302	127	4.84	3 000	1.0	45	2KJ3302 - ■ GJ23 - ■ ■ C1	
	352	109	4.15	2 940	1.1	45	2KJ3302 - ■ GJ23 - ■ ■ B1	
	409	93	3.57	2 890	1.2	45	2KJ3302 - ■ GJ23 - ■ ■ A1	
	5.5	FD.189-LE132ZMS6P						
2.8		18 800	347.35	110 900	1.0	667	2KJ3412 - ■ HL23 - ■ ■ T1	P01
3.1		16 800	310.76	110 900	1.1	667	2KJ3412 - ■ HL23 - ■ ■ S1	P01
3.5		15 100	280.27	110 900	1.3	667	2KJ3412 - ■ HL23 - ■ ■ R1	P01
3.9		13 400	247.71	110 900	1.4	667	2KJ3412 - ■ HL23 - ■ ■ Q1	P01
FD.189-LE132ZST4P								
4.2		12 400	347.35	110 900	1.5	667	2KJ3412 - ■ HJ23 - ■ ■ T1	
4.7		11 100	310.76	110 900	1.7	667	2KJ3412 - ■ HJ23 - ■ ■ S1	
5.2		10 000	280.27	110 900	1.9	667	2KJ3412 - ■ HJ23 - ■ ■ R1	
5.9		8 880	247.71	110 900	2.1	667	2KJ3412 - ■ HJ23 - ■ ■ Q1	
FD.169-LE132ZMS6P								
3.2		16 500	304.94	73 500	0.82	455	2KJ3411 - ■ HL23 - ■ ■ T1	P01
3.5		14 800	273.80	73 500	0.92	455	2KJ3411 - ■ HL23 - ■ ■ S1	P01
FD.169-LE132ZST4P								
4.0		13 100	368.00	73 500	1.0	455	2KJ3411 - ■ HJ23 - ■ ■ V1	
4.3		12 200	343.01	73 500	1.1	455	2KJ3411 - ■ HJ23 - ■ ■ U1	
4.8		10 900	304.94	73 500	1.2	455	2KJ3411 - ■ HJ23 - ■ ■ T1	
5.4		9 810	273.80	73 500	1.4	455	2KJ3411 - ■ HJ23 - ■ ■ S1	
5.9		8 880	247.84	73 500	1.5	455	2KJ3411 - ■ HJ23 - ■ ■ R1	
6.7		7 800	217.70	73 500	1.7	455	2KJ3411 - ■ HJ23 - ■ ■ Q1	
7.4		7 070	197.27	73 500	1.9	455	2KJ3411 - ■ HJ23 - ■ ■ P1	
FD.149-LE132ZST4P								
5.8		9 050	252.64	65 000	0.88	308	2KJ3410 - ■ HJ23 - ■ ■ S1	
6.5		8 040	224.42	65 000	0.99	308	2KJ3410 - ■ HJ23 - ■ ■ R1	
7.2		7 260	202.50	65 000	1.1	308	2KJ3410 - ■ HJ23 - ■ ■ Q1	
8.2		6 430	179.44	65 000	1.2	308	2KJ3410 - ■ HJ23 - ■ ■ P1	
9.2		5 690	158.91	65 000	1.4	308	2KJ3410 - ■ HJ23 - ■ ■ N1	
10		5 070	141.43	65 000	1.6	308	2KJ3410 - ■ HJ23 - ■ ■ M1	
12		4 540	126.73	65 000	1.8	308	2KJ3410 - ■ HJ23 - ■ ■ L1	
13		4 020	112.36	65 000	2.0	308	2KJ3410 - ■ HJ23 - ■ ■ K1	
15		3 550	99.18	65 000	2.2	308	2KJ3410 - ■ HJ23 - ■ ■ J1	
FD.129-LE132ZST4P								
9.1		5 770	161.14	36 300	0.84	222	2KJ3408 - ■ HJ23 - ■ ■ J1	
10		5 190	144.92	36 800	0.93	222	2KJ3408 - ■ HJ23 - ■ ■ H1	
12		4 540	126.66	37 500	1.1	222	2KJ3408 - ■ HJ23 - ■ ■ G1	
13		4 050	113.03	37 500	1.2	222	2KJ3408 - ■ HJ23 - ■ ■ F1	
15		3 570	99.58	37 500	1.4	222	2KJ3408 - ■ HJ23 - ■ ■ E1	
17		3 120	87.25	37 500	1.6	222	2KJ3408 - ■ HJ23 - ■ ■ D1	
19		2 720	76.04	37 500	1.8	222	2KJ3408 - ■ HJ23 - ■ ■ C1	
21		2 480	69.40	37 500	1.9	222	2KJ3408 - ■ HJ23 - ■ ■ B1	
25	2 140	59.75	37 500	2.3	222	2KJ3408 - ■ HJ23 - ■ ■ A1		

Article No. supplement

Shaft design

1, 5 or 9

Frequency and voltage

2 or 9

Gearbox mounting type

A, D, F or H

→ page 10/44

→ page 11/2

→ page 10/37

Selection and ordering data (continued)

P_{rated} kW	n_2 rpm	T_2 Nm	i -	F_{R2} N	f_B -	m kg	Article No. (Article No. supplement → below)	Order code No. of poles
5.5	FZ.129-LE132ZST4P							
	21	2 480	69.20	37 500	2.0	217	2KJ3308 - ■ HJ23 - ■ ■ A2	
	25	2 120	59.22	37 500	2.3	217	2KJ3308 - ■ HJ23 - ■ ■ X1	
	26	1 990	55.74	37 500	2.4	217	2KJ3308 - ■ HJ23 - ■ ■ W1	
	FD.109-LE132ZST4P							
	15	3 540	98.94	25 000	0.87	168	2KJ3407 - ■ HJ23 - ■ ■ E1	
	17	3 110	86.83	25 000	1.0	168	2KJ3407 - ■ HJ23 - ■ ■ D1	
	19	2 710	75.59	25 000	1.1	168	2KJ3407 - ■ HJ23 - ■ ■ C1	
	23	2 310	64.62	25 000	1.3	168	2KJ3407 - ■ HJ23 - ■ ■ B1	
	26	1 980	55.31	25 000	1.6	168	2KJ3407 - ■ HJ23 - ■ ■ A1	
	FZ.109-LE132ZST4P							
	24	2 150	60.12	25 000	1.4	164	2KJ3307 - ■ HJ23 - ■ ■ X1	
	29	1 830	51.27	25 000	1.7	164	2KJ3307 - ■ HJ23 - ■ ■ W1	
	30	1 730	48.25	25 000	1.8	164	2KJ3307 - ■ HJ23 - ■ ■ V1	
	33	1 600	44.78	25 000	1.9	164	2KJ3307 - ■ HJ23 - ■ ■ U1	
	37	1 410	39.59	25 000	2.2	164	2KJ3307 - ■ HJ23 - ■ ■ T1	
	41	1 260	35.34	25 000	2.4	164	2KJ3307 - ■ HJ23 - ■ ■ S1	
	46	1 140	31.80	25 000	2.7	164	2KJ3307 - ■ HJ23 - ■ ■ R1	
	FD.89-LE132ZST4P							
	24	2 150	60.09	17 400	0.86	127	2KJ3406 - ■ HJ23 - ■ ■ B1	
	28	1 840	51.51	17 400	1.0	127	2KJ3406 - ■ HJ23 - ■ ■ A1	
	FZ.89-LE132ZST4P							
	35	1 520	42.41	17 400	1.2	126	2KJ3306 - ■ HJ23 - ■ ■ V1	
	41	1 280	35.91	17 400	1.4	126	2KJ3306 - ■ HJ23 - ■ ■ U1	
	43	1 210	33.80	17 400	1.5	126	2KJ3306 - ■ HJ23 - ■ ■ T1	
	47	1 110	31.21	17 400	1.7	126	2KJ3306 - ■ HJ23 - ■ ■ S1	
	53	995	27.77	17 400	1.9	126	2KJ3306 - ■ HJ23 - ■ ■ R1	
	59	880	24.67	17 400	2.1	126	2KJ3306 - ■ HJ23 - ■ ■ Q1	
	66	790	22.08	17 400	2.3	126	2KJ3306 - ■ HJ23 - ■ ■ P1	
	78	675	18.88	17 400	2.7	126	2KJ3306 - ■ HJ23 - ■ ■ N1	
	87	600	16.86	17 400	3.1	126	2KJ3306 - ■ HJ23 - ■ ■ M1	
	98	530	14.90	17 400	3.5	126	2KJ3306 - ■ HJ23 - ■ ■ L1	
	193	270	7.60	17 400	4.0	126	2KJ3306 - ■ HJ23 - ■ ■ F1	
	FZ.79-LE132ZST4P							
	44	1 180	33.02	13 200	0.84	96	2KJ3305 - ■ HJ23 - ■ ■ S1	
	53	990	27.71	13 600	1.0	96	2KJ3305 - ■ HJ23 - ■ ■ R1	
	56	935	26.08	13 700	1.1	96	2KJ3305 - ■ HJ23 - ■ ■ Q1	
	61	855	23.93	13 900	1.2	96	2KJ3305 - ■ HJ23 - ■ ■ P1	
	70	745	20.90	14 100	1.3	96	2KJ3305 - ■ HJ23 - ■ ■ N1	
	78	670	18.71	14 200	1.5	96	2KJ3305 - ■ HJ23 - ■ ■ M1	
	90	585	16.36	14 400	1.7	96	2KJ3305 - ■ HJ23 - ■ ■ L1	
	104	500	14.04	14 000	2.0	96	2KJ3305 - ■ HJ23 - ■ ■ K1	
	118	445	12.41	13 700	2.2	96	2KJ3305 - ■ HJ23 - ■ ■ J1	
	139	375	10.56	13 300	2.6	96	2KJ3305 - ■ HJ23 - ■ ■ H1	
	162	320	9.05	12 900	3.1	96	2KJ3305 - ■ HJ23 - ■ ■ G1	
	172	305	8.51	12 600	2.4	96	2KJ3305 - ■ HJ23 - ■ ■ F1	
	197	265	7.44	12 300	2.7	96	2KJ3305 - ■ HJ23 - ■ ■ E1	
	229	225	6.39	11 900	3.1	96	2KJ3305 - ■ HJ23 - ■ ■ D1	
	260	200	5.64	11 500	3.5	96	2KJ3305 - ■ HJ23 - ■ ■ C1	
	305	172	4.80	11 100	3.8	96	2KJ3305 - ■ HJ23 - ■ ■ B1	

Article No. supplement

Shaft design

1, 5 or 9

→ page 10/44

Frequency and voltage

2 or 9

→ page 11/2

Gearbox mounting type

A, D, F or H

→ page 10/37

SIMOGEAR geared motors

Parallel shaft geared motors

Geared motors up to 55 kW

Selection and ordering data (continued)

P_{rated} kW	n_2 rpm	T_2 Nm	i -	F_{R2} N	f_B -	m kg	Article No. (Article No. supplement → below)	Order code No. of poles
5.5	FZ.79-LE132ZST4P							
	356	147	4.11	10 700	4.1	96	2KJ3305 - ■ HJ23 - ■ ■ A1	
	FZ.69-LE132ZST4P							
	72	730	20.37	4 540	0.82	88	2KJ3304 - ■ HJ23 - ■ ■ L1	
	85	620	17.33	4 740	0.97	88	2KJ3304 - ■ HJ23 - ■ ■ K1	
	99	530	14.85	4 870	1.1	88	2KJ3304 - ■ HJ23 - ■ ■ J1	
	112	465	13.06	4 930	1.3	88	2KJ3304 - ■ HJ23 - ■ ■ H1	
	133	395	11.01	4 930	1.5	88	2KJ3304 - ■ HJ23 - ■ ■ G1	
	153	340	9.60	4 940	1.7	88	2KJ3304 - ■ HJ23 - ■ ■ F1	
	165	315	8.90	4 820	1.5	88	2KJ3304 - ■ HJ23 - ■ ■ E1	
	192	270	7.62	4 770	1.7	88	2KJ3304 - ■ HJ23 - ■ ■ D1	
	219	240	6.70	4 690	1.8	88	2KJ3304 - ■ HJ23 - ■ ■ C1	
	259	200	5.66	4 600	2.0	88	2KJ3304 - ■ HJ23 - ■ ■ B1	
	297	177	4.93	4 490	2.2	88	2KJ3304 - ■ HJ23 - ■ ■ A1	
	FZ.69-LE132ZST4P							
	89	590	16.47	2 660	0.81	76	2KJ3303 - ■ HJ23 - ■ ■ K1	
	104	505	14.11	2 890	0.95	76	2KJ3303 - ■ HJ23 - ■ ■ J1	
	118	445	12.40	3 020	1.1	76	2KJ3303 - ■ HJ23 - ■ ■ H1	
	140	375	10.46	3 150	1.3	76	2KJ3303 - ■ HJ23 - ■ ■ G1	
	161	325	9.12	3 220	1.5	76	2KJ3303 - ■ HJ23 - ■ ■ F1	
	174	300	8.40	3 020	1.5	76	2KJ3303 - ■ HJ23 - ■ ■ E1	
203	255	7.20	3 090	1.7	76	2KJ3303 - ■ HJ23 - ■ ■ D1		
231	225	6.33	3 100	1.9	76	2KJ3303 - ■ HJ23 - ■ ■ C1		
274	191	5.34	3 090	2.1	76	2KJ3303 - ■ HJ23 - ■ ■ B1		
315	167	4.65	3 060	2.2	76	2KJ3303 - ■ HJ23 - ■ ■ A1		
7.5	FD.189-LE132ZMS4P							
	4.2	16 900	347.35	110 900	1.1	667	2KJ3412 - ■ HL23 - ■ ■ T1	
	4.7	15 100	310.76	110 900	1.3	667	2KJ3412 - ■ HL23 - ■ ■ S1	
	5.2	13 600	280.27	110 900	1.4	667	2KJ3412 - ■ HL23 - ■ ■ R1	
	5.9	12 000	247.71	110 900	1.6	667	2KJ3412 - ■ HL23 - ■ ■ Q1	
	6.5	11 000	226.42	110 900	1.7	667	2KJ3412 - ■ HL23 - ■ ■ P1	
	7.2	9 920	203.69	110 900	1.9	667	2KJ3412 - ■ HL23 - ■ ■ N1	
	8.1	8 860	182.03	110 900	2.1	667	2KJ3412 - ■ HL23 - ■ ■ M1	
	FD.169-LE132ZMS4P							
	4.3	16 700	343.01	73 500	0.81	455	2KJ3411 - ■ HL23 - ■ ■ U1	
	4.8	14 800	304.94	73 500	0.92	455	2KJ3411 - ■ HL23 - ■ ■ T1	
	5.4	13 300	273.80	73 500	1.0	455	2KJ3411 - ■ HL23 - ■ ■ S1	
	5.9	12 000	247.84	73 500	1.1	455	2KJ3411 - ■ HL23 - ■ ■ R1	
	6.8	10 600	217.70	73 500	1.3	455	2KJ3411 - ■ HL23 - ■ ■ Q1	
	7.5	9 610	197.27	73 500	1.4	455	2KJ3411 - ■ HL23 - ■ ■ P1	
	8.4	8 560	175.69	73 500	1.6	455	2KJ3411 - ■ HL23 - ■ ■ N1	
	9.3	7 680	157.76	73 500	1.8	455	2KJ3411 - ■ HL23 - ■ ■ M1	
	10	6 850	140.77	73 500	2.0	455	2KJ3411 - ■ HL23 - ■ ■ L1	
	12	6 110	125.49	73 500	2.2	455	2KJ3411 - ■ HL23 - ■ ■ K1	
	FD.149-LE132ZMS4P							
	7.3	9 860	202.50	65 000	0.81	308	2KJ3410 - ■ HL23 - ■ ■ Q1	
8.2	8 740	179.44	65 000	0.92	308	2KJ3410 - ■ HL23 - ■ ■ P1		
9.3	7 740	158.91	65 000	1.0	308	2KJ3410 - ■ HL23 - ■ ■ N1		
10	6 890	141.43	65 000	1.2	308	2KJ3410 - ■ HL23 - ■ ■ M1		
12	6 170	126.73	65 000	1.3	308	2KJ3410 - ■ HL23 - ■ ■ L1		

Article No. supplement

Shaft design

1, 5 or 9

Frequency and voltage

2 or 9

Gearbox mounting type

A, D, F or H

→ page 10/44

→ page 11/2

→ page 10/37

Selection and ordering data (continued)

P_{rated} kW	n_2 rpm	T_2 Nm	i -	F_{R2} N	f_B -	m kg	Article No. (Article No. supplement → below)	Order code No. of poles
7.5	FD.149-LE132ZMS4P							
	13	5 470	112.36	65 000	1.5	308	2KJ3410 - ■ HL23 - ■ ■ K1	
	15	4 830	99.18	65 000	1.7	308	2KJ3410 - ■ HL23 - ■ ■ J1	
	17	4 240	87.20	63 900	1.9	308	2KJ3410 - ■ HL23 - ■ ■ H1	
	19	3 840	78.98	62 800	2.1	308	2KJ3410 - ■ HL23 - ■ ■ G1	
	21	3 350	68.76	61 000	2.4	308	2KJ3410 - ■ HL23 - ■ ■ F1	
	FD.129-LE132ZMS4P							
	13	5 500	113.03	36 500	0.88	222	2KJ3408 - ■ HL23 - ■ ■ F1	
	15	4 850	99.58	37 200	1.0	222	2KJ3408 - ■ HL23 - ■ ■ E1	
	17	4 250	87.25	37 500	1.1	222	2KJ3408 - ■ HL23 - ■ ■ D1	
	19	3 700	76.04	37 500	1.3	222	2KJ3408 - ■ HL23 - ■ ■ C1	
	21	3 380	69.40	37 500	1.4	222	2KJ3408 - ■ HL23 - ■ ■ B1	
	25	2 910	59.75	37 500	1.7	222	2KJ3408 - ■ HL23 - ■ ■ A1	
	FZ.129-LE132ZMS4P							
	21	3 370	69.20	37 500	1.4	217	2KJ3308 - ■ HL23 - ■ ■ A2	
	25	2 880	59.22	37 500	1.7	217	2KJ3308 - ■ HL23 - ■ ■ X1	
	26	2 710	55.74	37 500	1.8	217	2KJ3308 - ■ HL23 - ■ ■ W1	
	28	2 540	52.25	37 500	1.9	217	2KJ3308 - ■ HL23 - ■ ■ V1	
32	2 250	46.32	37 500	2.1	217	2KJ3308 - ■ HL23 - ■ ■ U1		
36	2 000	41.14	37 500	2.4	217	2KJ3308 - ■ HL23 - ■ ■ T1		
40	1 800	37.12	37 500	2.7	217	2KJ3308 - ■ HL23 - ■ ■ S1		
FD.109-LE132ZMS4P								
19	3 680	75.59	25 000	0.84	168	2KJ3407 - ■ HL23 - ■ ■ C1		
23	3 140	64.62	25 000	0.98	168	2KJ3407 - ■ HL23 - ■ ■ B1		
27	2 690	55.31	25 000	1.2	168	2KJ3407 - ■ HL23 - ■ ■ A1		
FZ.109-LE132ZMS4P								
24	2 920	60.12	25 000	1.1	164	2KJ3307 - ■ HL23 - ■ ■ X1		
29	2 490	51.27	25 000	1.2	164	2KJ3307 - ■ HL23 - ■ ■ W1		
30	2 350	48.25	25 000	1.3	164	2KJ3307 - ■ HL23 - ■ ■ V1		
33	2 180	44.78	25 000	1.4	164	2KJ3307 - ■ HL23 - ■ ■ U1		
37	1 920	39.59	25 000	1.6	164	2KJ3307 - ■ HL23 - ■ ■ T1		
42	1 720	35.34	25 000	1.8	164	2KJ3307 - ■ HL23 - ■ ■ S1		
46	1 540	31.80	25 000	2.0	164	2KJ3307 - ■ HL23 - ■ ■ R1		
53	1 340	27.60	25 000	2.3	164	2KJ3307 - ■ HL23 - ■ ■ Q1		
59	1 200	24.82	25 000	2.6	164	2KJ3307 - ■ HL23 - ■ ■ P1		
68	1 050	21.70	25 000	2.9	164	2KJ3307 - ■ HL23 - ■ ■ N1		
FZ.89-LE132ZMS4P								
35	2 060	42.41	17 400	0.9	126	2KJ3306 - ■ HL23 - ■ ■ V1		
41	1 750	35.91	17 400	1.1	126	2KJ3306 - ■ HL23 - ■ ■ U1		
43	1 640	33.80	17 400	1.1	126	2KJ3306 - ■ HL23 - ■ ■ T1		
47	1 520	31.21	17 400	1.2	126	2KJ3306 - ■ HL23 - ■ ■ S1		
53	1 350	27.77	17 400	1.4	126	2KJ3306 - ■ HL23 - ■ ■ R1		
60	1 200	24.67	17 400	1.5	126	2KJ3306 - ■ HL23 - ■ ■ Q1		
67	1 070	22.08	17 400	1.7	126	2KJ3306 - ■ HL23 - ■ ■ P1		
78	920	18.88	17 400	2.0	126	2KJ3306 - ■ HL23 - ■ ■ N1		
87	820	16.86	17 400	2.3	126	2KJ3306 - ■ HL23 - ■ ■ M1		
99	725	14.90	17 400	2.5	126	2KJ3306 - ■ HL23 - ■ ■ L1		
112	635	13.07	17 400	2.9	126	2KJ3306 - ■ HL23 - ■ ■ K1		
129	550	11.38	17 400	3.3	126	2KJ3306 - ■ HL23 - ■ ■ J1		
151	470	9.73	17 400	3.9	126	2KJ3306 - ■ HL23 - ■ ■ H1		

Article No. supplement

Shaft design

1, 5 or 9

→ page 10/44

Frequency and voltage

2 or 9

→ page 11/2

Gearbox mounting type

A, D, F or H

→ page 10/37

SIMOGEAR geared motors

Parallel shaft geared motors

Geared motors up to 55 kW

Selection and ordering data (continued)

P_{rated} kW	n_2 rpm	T_2 Nm	i -	F_{R2} N	f_B -	m kg	Article No. (Article No. supplement → below)	Order code No. of poles
7.5	FZ.89-LE132ZMS4P							
	193	370	7.60	17 200	3.0	126	2KJ3306 - ■ HL23 - ■ ■ F1	
	219	325	6.72	16 800	3.4	126	2KJ3306 - ■ HL23 - ■ ■ E1	
	249	285	5.90	16 200	3.9	126	2KJ3306 - ■ HL23 - ■ ■ D1	
	287	250	5.13	15 700	4.4	126	2KJ3306 - ■ HL23 - ■ ■ C1	
	335	210	4.39	15 100	5.0	126	2KJ3306 - ■ HL23 - ■ ■ B1	
	391	183	3.76	14 500	5.4	126	2KJ3306 - ■ HL23 - ■ ■ A1	
7.5	FZ.79-LE132ZMS4P							
	61	1 160	23.93	13 300	0.86	96	2KJ3305 - ■ HL23 - ■ ■ P1	
	70	1 010	20.90	13 400	0.98	96	2KJ3305 - ■ HL23 - ■ ■ N1	
	79	910	18.71	13 400	1.1	96	2KJ3305 - ■ HL23 - ■ ■ M1	
	90	795	16.36	13 200	1.3	96	2KJ3305 - ■ HL23 - ■ ■ L1	
	105	680	14.04	13 100	1.5	96	2KJ3305 - ■ HL23 - ■ ■ K1	
	118	605	12.41	12 800	1.7	96	2KJ3305 - ■ HL23 - ■ ■ J1	
	139	515	10.56	12 600	1.9	96	2KJ3305 - ■ HL23 - ■ ■ H1	
	162	440	9.05	12 300	2.3	96	2KJ3305 - ■ HL23 - ■ ■ G1	
	173	415	8.51	12 000	1.7	96	2KJ3305 - ■ HL23 - ■ ■ F1	
	198	360	7.44	11 700	2.0	96	2KJ3305 - ■ HL23 - ■ ■ E1	
	230	310	6.39	11 400	2.3	96	2KJ3305 - ■ HL23 - ■ ■ D1	
	261	275	5.64	11 100	2.5	96	2KJ3305 - ■ HL23 - ■ ■ C1	
	306	230	4.80	10 800	2.8	96	2KJ3305 - ■ HL23 - ■ ■ B1	
	358	200	4.11	10 400	3.0	96	2KJ3305 - ■ HL23 - ■ ■ A1	
	7.5	FZ.69-LE132ZMS4P						
99		720	14.85	3 680	0.83	88	2KJ3304 - ■ HL23 - ■ ■ J1	
113		635	13.06	3 870	0.94	88	2KJ3304 - ■ HL23 - ■ ■ H1	
134		535	11.01	4 060	1.1	88	2KJ3304 - ■ HL23 - ■ ■ G1	
153		465	9.60	4 160	1.3	88	2KJ3304 - ■ HL23 - ■ ■ F1	
165		430	8.90	4 060	1.1	88	2KJ3304 - ■ HL23 - ■ ■ E1	
193		370	7.62	4 110	1.3	88	2KJ3304 - ■ HL23 - ■ ■ D1	
219		325	6.70	4 130	1.3	88	2KJ3304 - ■ HL23 - ■ ■ C1	
260		275	5.66	4 110	1.5	88	2KJ3304 - ■ HL23 - ■ ■ B1	
298		240	4.93	4 070	1.6	88	2KJ3304 - ■ HL23 - ■ ■ A1	
7.5		FZ.49-LE132ZMS4P						
	141	510	10.46	2 260	0.94	84	2KJ3303 - ■ HL23 - ■ ■ G1	
	161	440	9.12	2 470	1.1	84	2KJ3303 - ■ HL23 - ■ ■ F1	
	175	405	8.40	2 260	1.1	84	2KJ3303 - ■ HL23 - ■ ■ E1	
	204	350	7.20	2 390	1.3	84	2KJ3303 - ■ HL23 - ■ ■ D1	
	232	305	6.33	2 510	1.4	84	2KJ3303 - ■ HL23 - ■ ■ C1	
	275	260	5.34	2 580	1.5	84	2KJ3303 - ■ HL23 - ■ ■ B1	
	316	225	4.65	2 630	1.7	84	2KJ3303 - ■ HL23 - ■ ■ A1	
	9.2	FD.189-LE160MPA4P						
4.2		20 700	347.35	110 900	0.92	684	2KJ3412 - ■ JQ23 - ■ ■ T1	
4.7		18 500	310.76	110 900	1.0	684	2KJ3412 - ■ JQ23 - ■ ■ S1	
5.2		16 700	280.27	110 900	1.1	684	2KJ3412 - ■ JQ23 - ■ ■ R1	
5.9		14 800	247.71	110 900	1.3	684	2KJ3412 - ■ JQ23 - ■ ■ Q1	
6.5		13 500	226.42	110 900	1.4	684	2KJ3412 - ■ JQ23 - ■ ■ P1	
7.2		12 100	203.69	110 900	1.6	684	2KJ3412 - ■ JQ23 - ■ ■ N1	
8.1		10 800	182.03	110 900	1.7	684	2KJ3412 - ■ JQ23 - ■ ■ M1	
8.9		9 830	164.61	110 900	1.9	684	2KJ3412 - ■ JQ23 - ■ ■ L1	
10		8 680	145.28	110 900	2.2	684	2KJ3412 - ■ JQ23 - ■ ■ K1	

Article No. supplement

Shaft design

1, 5 or 9

Frequency and voltage

2 or 9

Gearbox mounting type

A, D, F or H

→ page 10/44

→ page 11/2

→ page 10/37

Selection and ordering data (continued)

P_{rated} kW	n_2 rpm	T_2 Nm	i -	F_{R2} N	f_B -	m kg	Article No. (Article No. supplement → below)	Order code No. of poles
9.2	FD.169-LE160MPA4P							
	5.4	16 300	273.80	73 500	0.83	472	2KJ3411 - ■ JQ23 - ■ ■ S1	
	5.9	14 800	247.84	73 500	0.92	472	2KJ3411 - ■ JQ23 - ■ ■ R1	
	6.8	13 000	217.70	73 500	1.0	472	2KJ3411 - ■ JQ23 - ■ ■ Q1	
	7.5	11 700	197.27	73 500	1.2	472	2KJ3411 - ■ JQ23 - ■ ■ P1	
	8.4	10 500	175.69	73 500	1.3	472	2KJ3411 - ■ JQ23 - ■ ■ N1	
	9.3	9 420	157.76	73 500	1.4	472	2KJ3411 - ■ JQ23 - ■ ■ M1	
	10	8 410	140.77	73 500	1.6	472	2KJ3411 - ■ JQ23 - ■ ■ L1	
	12	7 500	125.49	73 500	1.8	472	2KJ3411 - ■ JQ23 - ■ ■ K1	
	13	6 650	111.30	73 500	2.0	472	2KJ3411 - ■ JQ23 - ■ ■ J1	
	14	6 100	102.18	73 500	2.2	472	2KJ3411 - ■ JQ23 - ■ ■ H1	
	FD.149-LE160MPA4P							
	9.3	9 490	158.91	65 000	0.84	325	2KJ3410 - ■ JQ23 - ■ ■ N1	
	10	8 450	141.43	65 000	0.95	325	2KJ3410 - ■ JQ23 - ■ ■ M1	
12	7 570	126.73	64 500	1.1	325	2KJ3410 - ■ JQ23 - ■ ■ L1		
13	6 710	112.36	63 700	1.2	325	2KJ3410 - ■ JQ23 - ■ ■ K1		
15	5 920	99.18	62 700	1.3	325	2KJ3410 - ■ JQ23 - ■ ■ J1		
17	5 210	87.20	61 500	1.5	325	2KJ3410 - ■ JQ23 - ■ ■ H1		
19	4 720	78.98	60 600	1.7	325	2KJ3410 - ■ JQ23 - ■ ■ G1		
21	4 110	68.76	59 100	1.9	325	2KJ3410 - ■ JQ23 - ■ ■ F1		
26	3 360	56.37	57 000	2.4	325	2KJ3410 - ■ JQ23 - ■ ■ E1		
FD.129-LE160MPA4P								
15	5 950	99.58	36 100	0.81	239	2KJ3408 - ■ JQ23 - ■ ■ E1		
17	5 210	87.25	36 800	0.93	239	2KJ3408 - ■ JQ23 - ■ ■ D1		
19	4 540	76.04	37 500	1.1	239	2KJ3408 - ■ JQ23 - ■ ■ C1		
21	4 140	69.40	37 500	1.2	239	2KJ3408 - ■ JQ23 - ■ ■ B1		
25	3 570	59.75	37 500	1.4	239	2KJ3408 - ■ JQ23 - ■ ■ A1		
FZ.129-LE160MPA4P								
21	4 130	69.20	37 500	1.2	234	2KJ3308 - ■ JQ23 - ■ ■ A2		
25	3 540	59.22	37 500	1.4	234	2KJ3308 - ■ JQ23 - ■ ■ X1		
26	3 330	55.74	37 500	1.5	234	2KJ3308 - ■ JQ23 - ■ ■ W1		
28	3 120	52.25	37 500	1.6	234	2KJ3308 - ■ JQ23 - ■ ■ V1		
32	2 760	46.32	37 500	1.8	234	2KJ3308 - ■ JQ23 - ■ ■ U1		
36	2 450	41.14	37 500	2.0	234	2KJ3308 - ■ JQ23 - ■ ■ T1		
40	2 210	37.12	37 500	2.2	234	2KJ3308 - ■ JQ23 - ■ ■ S1		
45	1 960	32.90	37 500	2.5	234	2KJ3308 - ■ JQ23 - ■ ■ R1		
50	1 740	29.13	37 100	2.8	234	2KJ3308 - ■ JQ23 - ■ ■ Q1		
FD.109-LE160MPA4P								
23	3 860	64.62	25 000	0.80	185	2KJ3407 - ■ JQ23 - ■ ■ B1		
27	3 300	55.31	25 000	0.94	185	2KJ3407 - ■ JQ23 - ■ ■ A1		
FZ.109-LE160MPA4P								
24	3 590	60.12	25 000	0.86	182	2KJ3307 - ■ JQ23 - ■ ■ X1		
29	3 060	51.27	25 000	1.0	182	2KJ3307 - ■ JQ23 - ■ ■ W1		
30	2 880	48.25	25 000	1.1	182	2KJ3307 - ■ JQ23 - ■ ■ V1		
33	2 670	44.78	25 000	1.2	182	2KJ3307 - ■ JQ23 - ■ ■ U1		
37	2 360	39.59	25 000	1.3	182	2KJ3307 - ■ JQ23 - ■ ■ T1		
42	2 110	35.34	25 000	1.5	182	2KJ3307 - ■ JQ23 - ■ ■ S1		
46	1 900	31.80	25 000	1.6	182	2KJ3307 - ■ JQ23 - ■ ■ R1		
53	1 650	27.60	25 000	1.9	182	2KJ3307 - ■ JQ23 - ■ ■ Q1		
59	1 480	24.82	25 000	2.1	182	2KJ3307 - ■ JQ23 - ■ ■ P1		

Article No. supplement

Shaft design

1, 5 or 9

→ page 10/44

Frequency and voltage

2 or 9

→ page 11/2

Gearbox mounting type

A, D, F or H

→ page 10/37

SIMOGEAR geared motors

Parallel shaft geared motors

Geared motors up to 55 kW

Selection and ordering data (continued)

P_{rated} kW	n_2 rpm	T_2 Nm	i -	F_{R2} N	f_B -	m kg	Article No. (Article No. supplement → below)	Order code No. of poles
9.2	FZ.109-LE160MPA4P							
	68	1 290	21.70	25 000	2.4	182	2KJ3307 - ■ JQ23 - ■ ■ N1	
	76	1 150	19.36	25 000	2.7	182	2KJ3307 - ■ JQ23 - ■ ■ M1	
	86	1 020	17.06	24 600	3.0	182	2KJ3307 - ■ JQ23 - ■ ■ L1	
	98	890	14.95	23 900	3.5	182	2KJ3307 - ■ JQ23 - ■ ■ K1	
	163	535	9.02	21 200	3.9	182	2KJ3307 - ■ JQ23 - ■ ■ F1	
	185	475	7.94	20 600	4.2	182	2KJ3307 - ■ JQ23 - ■ ■ E1	
4	FZ.89-LE160MPA4P							
	41	2 140	35.91	17 400	0.86	145	2KJ3306 - ■ JQ23 - ■ ■ U1	
	43	2 020	33.80	17 400	0.92	145	2KJ3306 - ■ JQ23 - ■ ■ T1	
	47	1 860	31.21	17 400	0.99	145	2KJ3306 - ■ JQ23 - ■ ■ S1	
	53	1 660	27.77	17 400	1.1	145	2KJ3306 - ■ JQ23 - ■ ■ R1	
	60	1 470	24.67	17 400	1.3	145	2KJ3306 - ■ JQ23 - ■ ■ Q1	
	67	1 320	22.08	17 400	1.4	145	2KJ3306 - ■ JQ23 - ■ ■ P1	
	78	1 120	18.88	17 400	1.6	145	2KJ3306 - ■ JQ23 - ■ ■ N1	
	87	1 000	16.86	17 400	1.8	145	2KJ3306 - ■ JQ23 - ■ ■ M1	
	99	890	14.90	17 400	2.1	145	2KJ3306 - ■ JQ23 - ■ ■ L1	
	112	780	13.07	17 400	2.4	145	2KJ3306 - ■ JQ23 - ■ ■ K1	
	129	680	11.38	17 400	2.7	145	2KJ3306 - ■ JQ23 - ■ ■ J1	
	151	580	9.73	17 400	3.2	145	2KJ3306 - ■ JQ23 - ■ ■ H1	
	176	495	8.33	17 300	3.5	145	2KJ3306 - ■ JQ23 - ■ ■ G1	
	193	450	7.60	16 900	2.4	145	2KJ3306 - ■ JQ23 - ■ ■ F1	
	219	400	6.72	16 400	2.8	145	2KJ3306 - ■ JQ23 - ■ ■ E1	
	249	350	5.90	15 900	3.1	145	2KJ3306 - ■ JQ23 - ■ ■ D1	
	287	305	5.13	15 400	3.6	145	2KJ3306 - ■ JQ23 - ■ ■ C1	
	335	260	4.39	14 900	4.0	145	2KJ3306 - ■ JQ23 - ■ ■ B1	
	391	225	3.76	14 300	4.4	145	2KJ3306 - ■ JQ23 - ■ ■ A1	
11	FZ.79-LE160MPA4P							
	70	1 240	20.90	12 200	0.80	114	2KJ3305 - ■ JQ23 - ■ ■ N1	
	79	1 110	18.71	12 300	0.89	114	2KJ3305 - ■ JQ23 - ■ ■ M1	
	90	975	16.36	12 300	1.0	114	2KJ3305 - ■ JQ23 - ■ ■ L1	
	105	835	14.04	12 200	1.2	114	2KJ3305 - ■ JQ23 - ■ ■ K1	
	118	740	12.41	12 100	1.3	114	2KJ3305 - ■ JQ23 - ■ ■ J1	
	139	630	10.56	12 000	1.6	114	2KJ3305 - ■ JQ23 - ■ ■ H1	
	162	540	9.05	11 700	1.8	114	2KJ3305 - ■ JQ23 - ■ ■ G1	
	173	505	8.51	11 500	1.4	114	2KJ3305 - ■ JQ23 - ■ ■ F1	
	198	445	7.44	11 300	1.6	114	2KJ3305 - ■ JQ23 - ■ ■ E1	
	230	380	6.39	11 000	1.9	114	2KJ3305 - ■ JQ23 - ■ ■ D1	
	261	335	5.64	10 800	2.1	114	2KJ3305 - ■ JQ23 - ■ ■ C1	
	306	285	4.80	10 400	2.3	114	2KJ3305 - ■ JQ23 - ■ ■ B1	
	358	245	4.11	10 100	2.5	114	2KJ3305 - ■ JQ23 - ■ ■ A1	
	11	FD.189-LE160MPB4P						
4.7		22 100	310.76	110 800	0.86	676	2KJ3412 - ■ JR23 - ■ ■ S1	
5.3		19 900	280.27	110 900	0.95	676	2KJ3412 - ■ JR23 - ■ ■ R1	
6.0		17 600	247.71	110 900	1.1	676	2KJ3412 - ■ JR23 - ■ ■ Q1	
6.5		16 100	226.42	110 900	1.2	676	2KJ3412 - ■ JR23 - ■ ■ P1	
7.2		14 500	203.69	110 900	1.3	676	2KJ3412 - ■ JR23 - ■ ■ N1	
8.1		12 900	182.03	110 900	1.5	676	2KJ3412 - ■ JR23 - ■ ■ M1	
9.0		11 700	164.61	110 900	1.6	676	2KJ3412 - ■ JR23 - ■ ■ L1	

Article No. supplement

Shaft design

1, 5 or 9

Frequency and voltage

2 or 9

Gearbox mounting type

A, D, F or H

→ page 10/44

→ page 11/2

→ page 10/37

Selection and ordering data (continued)

P_{rated} kW	n_2 rpm	T_2 Nm	i -	F_{R2} N	f_B -	m kg	Article No. (Article No. supplement → below)	Order code No. of poles
11	FD.189-LE160MPB4P							
	10	10 300	145.28	110 900	1.8	676	2KJ3412 - ■ JR23 - ■ ■ K1	
	11	9 210	129.45	110 900	2.1	676	2KJ3412 - ■ JR23 - ■ ■ J1	
	FD.169-LE160MPB4P							
	6.8	15 500	217.70	73 500	0.88	464	2KJ3411 - ■ JR23 - ■ ■ Q1	
	7.5	14 000	197.27	73 500	0.97	464	2KJ3411 - ■ JR23 - ■ ■ P1	
	8.4	12 500	175.69	73 500	1.1	464	2KJ3411 - ■ JR23 - ■ ■ N1	
	9.3	11 200	157.76	73 500	1.2	464	2KJ3411 - ■ JR23 - ■ ■ M1	
	10	10 000	140.77	73 500	1.4	464	2KJ3411 - ■ JR23 - ■ ■ L1	
	12	8 930	125.49	73 500	1.5	464	2KJ3411 - ■ JR23 - ■ ■ K1	
	13	7 920	111.30	73 500	1.7	464	2KJ3411 - ■ JR23 - ■ ■ J1	
14	7 270	102.18	73 500	1.9	464	2KJ3411 - ■ JR23 - ■ ■ H1		
16	6 410	90.03	73 500	2.1	464	2KJ3411 - ■ JR23 - ■ ■ G1		
FD.149-LE160MPB4P								
12	9 020	126.73	60 700	0.89	317	2KJ3410 - ■ JR23 - ■ ■ L1		
13	8 000	112.36	60 300	1.0	317	2KJ3410 - ■ JR23 - ■ ■ K1		
15	7 060	99.18	59 700	1.1	317	2KJ3410 - ■ JR23 - ■ ■ J1		
17	6 210	87.20	58 900	1.3	317	2KJ3410 - ■ JR23 - ■ ■ H1		
19	5 620	78.98	58 200	1.4	317	2KJ3410 - ■ JR23 - ■ ■ G1		
21	4 890	68.76	57 100	1.6	317	2KJ3410 - ■ JR23 - ■ ■ F1		
26	4 010	56.37	55 300	2.0	317	2KJ3410 - ■ JR23 - ■ ■ E1		
29	3 560	50.01	54 100	2.2	317	2KJ3410 - ■ JR23 - ■ ■ D1		
33	3 220	45.30	53 100	2.5	317	2KJ3410 - ■ JR23 - ■ ■ C1		
FZ.149-LE160MPB4P								
30	3 450	48.48	53 800	2.3	311	2KJ3310 - ■ JR23 - ■ ■ T1		
34	3 120	43.89	52 800	2.6	311	2KJ3310 - ■ JR23 - ■ ■ S1		
FD.129-LE160MPB4P								
19	5 410	76.04	36 600	0.9	231	2KJ3408 - ■ JR23 - ■ ■ C1		
21	4 940	69.40	37 100	0.98	231	2KJ3408 - ■ JR23 - ■ ■ B1		
25	4 250	59.75	37 500	1.1	231	2KJ3408 - ■ JR23 - ■ ■ A1		
FZ.129-LE160MPB4P								
21	4 920	69.20	37 100	0.98	226	2KJ3308 - ■ JR23 - ■ ■ A2		
25	4 210	59.22	37 500	1.1	226	2KJ3308 - ■ JR23 - ■ ■ X1		
26	3 970	55.74	37 500	1.2	226	2KJ3308 - ■ JR23 - ■ ■ W1		
28	3 720	52.25	37 500	1.3	226	2KJ3308 - ■ JR23 - ■ ■ V1		
32	3 290	46.32	37 500	1.5	226	2KJ3308 - ■ JR23 - ■ ■ U1		
36	2 930	41.14	37 500	1.7	226	2KJ3308 - ■ JR23 - ■ ■ T1		
40	2 640	37.12	37 500	1.8	226	2KJ3308 - ■ JR23 - ■ ■ S1		
45	2 340	32.90	36 900	2.1	226	2KJ3308 - ■ JR23 - ■ ■ R1		
51	2 070	29.13	36 100	2.3	226	2KJ3308 - ■ JR23 - ■ ■ Q1		
57	1 840	25.93	35 300	2.6	226	2KJ3308 - ■ JR23 - ■ ■ P1		
63	1 650	23.23	34 500	2.9	226	2KJ3308 - ■ JR23 - ■ ■ N1		
FZ.109-LE160MPB4P								
29	3 650	51.27	25 000	0.85	174	2KJ3307 - ■ JR23 - ■ ■ W1		
31	3 430	48.25	25 000	0.90	174	2KJ3307 - ■ JR23 - ■ ■ V1		
33	3 180	44.78	25 000	0.97	174	2KJ3307 - ■ JR23 - ■ ■ U1		
37	2 820	39.59	25 000	1.1	174	2KJ3307 - ■ JR23 - ■ ■ T1		
42	2 510	35.34	25 000	1.2	174	2KJ3307 - ■ JR23 - ■ ■ S1		
46	2 260	31.80	25 000	1.4	174	2KJ3307 - ■ JR23 - ■ ■ R1		
53	1 960	27.60	25 000	1.6	174	2KJ3307 - ■ JR23 - ■ ■ Q1		

Article No. supplement

Shaft design

1, 5 or 9

→ page 10/44

Frequency and voltage

2 or 9

→ page 11/2

Gearbox mounting type

A, D, F or H

→ page 10/37

SIMOGEAR geared motors

Parallel shaft geared motors

Geared motors up to 55 kW

Selection and ordering data (continued)

P_{rated} kW	n_2 rpm	T_2 Nm	i -	F_{R2} N	f_B -	m kg	Article No. (Article No. supplement → below)	Order code No. of poles
11	FZ.109-LE160MPB4P							
	59	1 760	24.82	25 000	1.8	174	2KJ3307 - ■ JR23 - ■ ■ P1	
	68	1 540	21.70	24 900	2.0	174	2KJ3307 - ■ JR23 - ■ ■ N1	
	76	1 370	19.36	24 500	2.2	174	2KJ3307 - ■ JR23 - ■ ■ M1	
	86	1 210	17.06	23 900	2.6	174	2KJ3307 - ■ JR23 - ■ ■ L1	
	99	1 060	14.95	23 300	2.9	174	2KJ3307 - ■ JR23 - ■ ■ K1	
	113	925	13.03	22 700	3.3	174	2KJ3307 - ■ JR23 - ■ ■ J1	
	124	845	11.89	22 200	3.6	174	2KJ3307 - ■ JR23 - ■ ■ H1	
	164	640	9.02	20 900	3.3	174	2KJ3307 - ■ JR23 - ■ ■ F1	
	186	565	7.94	20 300	3.5	174	2KJ3307 - ■ JR23 - ■ ■ E1	
	212	495	6.96	19 600	3.8	174	2KJ3307 - ■ JR23 - ■ ■ D1	
	243	430	6.07	19 000	4.2	174	2KJ3307 - ■ JR23 - ■ ■ C1	
	266	395	5.54	18 500	4.4	174	2KJ3307 - ■ JR23 - ■ ■ B1	
	309	340	4.77	17 900	4.8	174	2KJ3307 - ■ JR23 - ■ ■ A1	
	11	FZ.89-LE160MPB4P						
47		2 220	31.21	17 400	0.83	137	2KJ3306 - ■ JR23 - ■ ■ S1	
53		1 970	27.77	17 400	0.94	137	2KJ3306 - ■ JR23 - ■ ■ R1	
60		1 750	24.67	17 400	1.1	137	2KJ3306 - ■ JR23 - ■ ■ Q1	
67		1 570	22.08	17 400	1.2	137	2KJ3306 - ■ JR23 - ■ ■ P1	
78		1 340	18.88	17 400	1.4	137	2KJ3306 - ■ JR23 - ■ ■ N1	
87		1 200	16.86	17 400	1.5	137	2KJ3306 - ■ JR23 - ■ ■ M1	
99		1 060	14.90	17 400	1.7	137	2KJ3306 - ■ JR23 - ■ ■ L1	
113		930	13.07	17 400	2.0	137	2KJ3306 - ■ JR23 - ■ ■ K1	
130		810	11.38	17 400	2.3	137	2KJ3306 - ■ JR23 - ■ ■ J1	
152		690	9.73	17 400	2.7	137	2KJ3306 - ■ JR23 - ■ ■ H1	
177		590	8.33	16 900	2.9	137	2KJ3306 - ■ JR23 - ■ ■ G1	
194		540	7.60	16 500	2.0	137	2KJ3306 - ■ JR23 - ■ ■ F1	
219		475	6.72	16 100	2.3	137	2KJ3306 - ■ JR23 - ■ ■ E1	
250		420	5.90	15 600	2.6	137	2KJ3306 - ■ JR23 - ■ ■ D1	
288		365	5.13	15 100	3.0	137	2KJ3306 - ■ JR23 - ■ ■ C1	
336		310	4.39	14 600	3.4	137	2KJ3306 - ■ JR23 - ■ ■ B1	
392		265	3.76	14 100	3.7	137	2KJ3306 - ■ JR23 - ■ ■ A1	
11	FZ.79-LE160MPB4P							
	90	1 160	16.36	11 300	0.86	106	2KJ3305 - ■ JR23 - ■ ■ L1	
	105	1 000	14.04	11 400	1.0	106	2KJ3305 - ■ JR23 - ■ ■ K1	
	119	880	12.41	11 400	1.1	106	2KJ3305 - ■ JR23 - ■ ■ J1	
	140	750	10.56	11 300	1.3	106	2KJ3305 - ■ JR23 - ■ ■ H1	
	163	645	9.05	11 200	1.6	106	2KJ3305 - ■ JR23 - ■ ■ G1	
	173	605	8.51	10 900	1.2	106	2KJ3305 - ■ JR23 - ■ ■ F1	
	198	530	7.44	10 800	1.4	106	2KJ3305 - ■ JR23 - ■ ■ E1	
	231	455	6.39	10 600	1.6	106	2KJ3305 - ■ JR23 - ■ ■ D1	
	262	400	5.64	10 400	1.7	106	2KJ3305 - ■ JR23 - ■ ■ C1	
	307	340	4.80	10 100	1.9	106	2KJ3305 - ■ JR23 - ■ ■ B1	
	359	290	4.11	9 910	2.1	106	2KJ3305 - ■ JR23 - ■ ■ A1	
	15	FD.189-LE160ZLL4P						
6.5		21 900	226.42	110 900	0.86	701	2KJ3412 - ■ JU23 - ■ ■ P1	
7.2		19 700	203.69	110 900	0.96	701	2KJ3412 - ■ JU23 - ■ ■ N1	
8.1		17 600	182.03	110 900	1.1	701	2KJ3412 - ■ JU23 - ■ ■ M1	
9.0		15 900	164.61	110 900	1.2	701	2KJ3412 - ■ JU23 - ■ ■ L1	

Article No. supplement

Shaft design

1, 5 or 9

Frequency and voltage

2 or 9

Gearbox mounting type

A, D, F or H

→ page 10/44

→ page 11/2

→ page 10/37

Selection and ordering data (continued)

P_{rated} kW	n_2 rpm	T_2 Nm	i -	F_{R2} N	f_B -	m kg	Article No. (Article No. supplement → below)	Order code No. of poles
15	FD.189-LE160ZLL4P							
	10	14 100	145.28	110 900	1.3	701	2KJ3412 - ■ JU23 - ■ ■ K1	
	11	12 500	129.45	110 900	1.5	701	2KJ3412 - ■ JU23 - ■ ■ J1	
	13	11 300	117.27	110 900	1.7	701	2KJ3412 - ■ JU23 - ■ ■ H1	
	14	10 200	105.48	110 900	1.9	701	2KJ3412 - ■ JU23 - ■ ■ G1	
	17	8 510	87.65	110 900	2.2	701	2KJ3412 - ■ JU23 - ■ ■ F1	
	FD.169-LE160ZLL4P							
	8.4	17 000	175.69	73 500	0.80	489	2KJ3411 - ■ JU23 - ■ ■ N1	
	9.3	15 300	157.76	73 500	0.89	489	2KJ3411 - ■ JU23 - ■ ■ M1	
	10	13 600	140.77	73 500	0.99	489	2KJ3411 - ■ JU23 - ■ ■ L1	
	12	12 100	125.49	73 500	1.1	489	2KJ3411 - ■ JU23 - ■ ■ K1	
	13	10 800	111.30	73 500	1.3	489	2KJ3411 - ■ JU23 - ■ ■ J1	
	14	9 920	102.18	73 500	1.4	489	2KJ3411 - ■ JU23 - ■ ■ H1	
	16	8 740	90.03	73 500	1.6	489	2KJ3411 - ■ JU23 - ■ ■ G1	
	20	7 170	73.85	73 500	1.9	489	2KJ3411 - ■ JU23 - ■ ■ F1	
23	6 280	64.75	73 500	2.2	489	2KJ3411 - ■ JU23 - ■ ■ E1		
FD.149-LE160ZLL4P								
15	9 630	99.18	53 300	0.83	342	2KJ3410 - ■ JU23 - ■ ■ J1		
17	8 460	87.20	53 300	0.94	342	2KJ3410 - ■ JU23 - ■ ■ H1		
19	7 670	78.98	53 100	1.0	342	2KJ3410 - ■ JU23 - ■ ■ G1		
21	6 670	68.76	52 700	1.2	342	2KJ3410 - ■ JU23 - ■ ■ F1		
26	5 470	56.37	51 600	1.5	342	2KJ3410 - ■ JU23 - ■ ■ E1		
29	4 850	50.01	50 900	1.6	342	2KJ3410 - ■ JU23 - ■ ■ D1		
33	4 390	45.30	50 200	1.8	342	2KJ3410 - ■ JU23 - ■ ■ C1		
37	3 820	39.43	49 100	2.1	342	2KJ3410 - ■ JU23 - ■ ■ B1		
46	3 140	32.33	47 400	2.4	342	2KJ3410 - ■ JU23 - ■ ■ A1		
FZ.149-LE160ZLL4P								
30	4 700	48.48	50 700	1.7	336	2KJ3310 - ■ JU23 - ■ ■ T1		
34	4 260	43.89	49 900	1.9	336	2KJ3310 - ■ JU23 - ■ ■ S1		
38	3 740	38.55	48 900	2.1	336	2KJ3310 - ■ JU23 - ■ ■ R1		
42	3 390	34.93	48 100	2.4	336	2KJ3310 - ■ JU23 - ■ ■ Q1		
47	3 020	31.11	47 100	2.6	336	2KJ3310 - ■ JU23 - ■ ■ P1		
53	2 710	27.94	46 100	2.9	336	2KJ3310 - ■ JU23 - ■ ■ N1		
FD.129-LE160ZLL4P								
25	5 800	59.75	35 800	0.84	256	2KJ3408 - ■ JU23 - ■ ■ A1		
FZ.129-LE160ZLL4P								
25	5 750	59.22	35 800	0.84	251	2KJ3308 - ■ JU23 - ■ ■ X1		
26	5 410	55.74	35 800	0.90	251	2KJ3308 - ■ JU23 - ■ ■ W1		
28	5 070	52.25	35 800	0.96	251	2KJ3308 - ■ JU23 - ■ ■ V1		
32	4 490	46.32	35 600	1.1	251	2KJ3308 - ■ JU23 - ■ ■ U1		
36	3 990	41.14	35 300	1.2	251	2KJ3308 - ■ JU23 - ■ ■ T1		
40	3 600	37.12	35 000	1.3	251	2KJ3308 - ■ JU23 - ■ ■ S1		
45	3 190	32.90	34 600	1.5	251	2KJ3308 - ■ JU23 - ■ ■ R1		
51	2 820	29.13	34 000	1.7	251	2KJ3308 - ■ JU23 - ■ ■ Q1		
57	2 510	25.93	33 400	1.9	251	2KJ3308 - ■ JU23 - ■ ■ P1		
63	2 250	23.23	32 900	2.1	251	2KJ3308 - ■ JU23 - ■ ■ N1		
72	2 000	20.60	32 200	2.4	251	2KJ3308 - ■ JU23 - ■ ■ M1		
81	1 760	18.18	31 500	2.7	251	2KJ3308 - ■ JU23 - ■ ■ L1		
92	1 550	15.99	30 700	3.1	251	2KJ3308 - ■ JU23 - ■ ■ K1		

Article No. supplement

Shaft design

1, 5 or 9

Frequency and voltage

2 or 9

Gearbox mounting type

A, D, F or H

→ page 10/44

→ page 11/2

→ page 10/37

SIMOGEAR geared motors

Parallel shaft geared motors

Geared motors up to 55 kW

Selection and ordering data (continued)

P_{rated} kW	n_2 rpm	T_2 Nm	i -	F_{R2} N	f_B -	m kg	Article No. (Article No. supplement → below)	Order code No. of poles
15	FZ.129-LE160ZLL4P							
	102	1 400	14.48	30 000	3.3	251	2KJ3308 - ■ JU23 - ■ ■ J1	
	117	1 220	12.61	29 200	3.7	251	2KJ3308 - ■ JU23 - ■ ■ H1	
	151	950	9.80	27 300	3.8	251	2KJ3308 - ■ JU23 - ■ ■ F1	
	FZ.109-LE160ZLL4P							
	37	3 840	39.59	23 300	0.81	199	2KJ3307 - ■ JU23 - ■ ■ T1	
	42	3 430	35.34	23 400	0.90	199	2KJ3307 - ■ JU23 - ■ ■ S1	
	46	3 080	31.80	23 500	1.0	199	2KJ3307 - ■ JU23 - ■ ■ R1	
	53	2 680	27.60	23 400	1.2	199	2KJ3307 - ■ JU23 - ■ ■ Q1	
	59	2 410	24.82	23 300	1.3	199	2KJ3307 - ■ JU23 - ■ ■ P1	
	68	2 100	21.70	23 100	1.5	199	2KJ3307 - ■ JU23 - ■ ■ N1	
	76	1 880	19.36	22 800	1.6	199	2KJ3307 - ■ JU23 - ■ ■ M1	
	86	1 650	17.06	22 500	1.9	199	2KJ3307 - ■ JU23 - ■ ■ L1	
	99	1 450	14.95	22 000	2.1	199	2KJ3307 - ■ JU23 - ■ ■ K1	
	113	1 260	13.03	21 600	2.4	199	2KJ3307 - ■ JU23 - ■ ■ J1	
124	1 150	11.89	21 200	2.6	199	2KJ3307 - ■ JU23 - ■ ■ H1		
144	990	10.23	20 700	2.9	199	2KJ3307 - ■ JU23 - ■ ■ G1		
164	875	9.02	20 100	2.4	199	2KJ3307 - ■ JU23 - ■ ■ F1		
186	770	7.94	19 600	2.6	199	2KJ3307 - ■ JU23 - ■ ■ E1		
212	675	6.96	19 000	2.8	199	2KJ3307 - ■ JU23 - ■ ■ D1		
243	590	6.07	18 400	3.1	199	2KJ3307 - ■ JU23 - ■ ■ C1		
266	535	5.54	18 100	3.2	199	2KJ3307 - ■ JU23 - ■ ■ B1		
309	460	4.77	17 500	3.5	199	2KJ3307 - ■ JU23 - ■ ■ A1		
FZ.89-LE160ZLL4P								
67	2 140	22.08	17 100	0.86	162	2KJ3306 - ■ JU23 - ■ ■ P1		
78	1 830	18.88	17 200	1.0	162	2KJ3306 - ■ JU23 - ■ ■ N1		
87	1 630	16.86	17 200	1.1	162	2KJ3306 - ■ JU23 - ■ ■ M1		
99	1 440	14.90	17 100	1.3	162	2KJ3306 - ■ JU23 - ■ ■ L1		
113	1 260	13.07	17 000	1.5	162	2KJ3306 - ■ JU23 - ■ ■ K1		
130	1 100	11.38	16 700	1.7	162	2KJ3306 - ■ JU23 - ■ ■ J1		
152	945	9.73	16 400	2.0	162	2KJ3306 - ■ JU23 - ■ ■ H1		
177	805	8.33	16 000	2.2	162	2KJ3306 - ■ JU23 - ■ ■ G1		
194	735	7.60	15 600	1.5	162	2KJ3306 - ■ JU23 - ■ ■ F1		
219	650	6.72	15 300	1.7	162	2KJ3306 - ■ JU23 - ■ ■ E1		
250	570	5.90	15 000	1.9	162	2KJ3306 - ■ JU23 - ■ ■ D1		
288	495	5.13	14 600	2.2	162	2KJ3306 - ■ JU23 - ■ ■ C1		
336	425	4.39	14 100	2.5	162	2KJ3306 - ■ JU23 - ■ ■ B1		
392	365	3.76	13 600	2.7	162	2KJ3306 - ■ JU23 - ■ ■ A1		
FZ.79-LE160ZLL4P								
119	1 200	12.41	9 750	0.83	131	2KJ3305 - ■ JU23 - ■ ■ J1		
140	1 020	10.56	9 930	0.98	131	2KJ3305 - ■ JU23 - ■ ■ H1		
163	875	9.05	10 000	1.1	131	2KJ3305 - ■ JU23 - ■ ■ G1		
173	825	8.51	9 720	0.87	131	2KJ3305 - ■ JU23 - ■ ■ F1		
198	720	7.44	9 740	1.0	131	2KJ3305 - ■ JU23 - ■ ■ E1		
231	620	6.39	9 680	1.2	131	2KJ3305 - ■ JU23 - ■ ■ D1		
262	545	5.64	9 630	1.3	131	2KJ3305 - ■ JU23 - ■ ■ C1		
307	465	4.80	9 470	1.4	131	2KJ3305 - ■ JU23 - ■ ■ B1		
359	395	4.11	9 320	1.5	131	2KJ3305 - ■ JU23 - ■ ■ A1		

Article No. supplement

Shaft design

1, 5 or 9

Frequency and voltage

2 or 9

Gearbox mounting type

A, D, F or H

→ page 10/44

→ page 11/2

→ page 10/37

Selection and ordering data (continued)

P_{rated} kW	n_2 rpm	T_2 Nm	i -	F_{R2} N	f_B -	m kg	Article No. (Article No. supplement → below)	Order code No. of poles
18.5	FD.189-LES180MQ4P							
	8.0	21 900	182.03	110 900	0.87	750	2KJ3412 - ■ KL33 - ■ ■ M1	
	8.9	19 800	164.61	110 900	0.96	750	2KJ3412 - ■ KL33 - ■ ■ L1	
	10	17 500	145.28	110 900	1.1	750	2KJ3412 - ■ KL33 - ■ ■ K1	
	11	15 600	129.45	110 900	1.2	750	2KJ3412 - ■ KL33 - ■ ■ J1	
	12	14 100	117.27	110 900	1.3	750	2KJ3412 - ■ KL33 - ■ ■ H1	
	14	12 700	105.48	110 900	1.5	750	2KJ3412 - ■ KL33 - ■ ■ G1	
	17	10 500	87.65	110 900	1.8	750	2KJ3412 - ■ KL33 - ■ ■ F1	
	19	9 390	77.92	110 900	2.0	750	2KJ3412 - ■ KL33 - ■ ■ E1	
		FD.169-LES180MQ4P						
10	16 900	140.77	73 500	0.8	538	2KJ3411 - ■ KL33 - ■ ■ L1		
12	15 100	125.49	73 500	0.9	538	2KJ3411 - ■ KL33 - ■ ■ K1		
13	13 400	111.30	73 500	1.0	538	2KJ3411 - ■ KL33 - ■ ■ J1		
14	12 300	102.18	73 500	1.1	538	2KJ3411 - ■ KL33 - ■ ■ H1		
16	10 800	90.03	73 500	1.3	538	2KJ3411 - ■ KL33 - ■ ■ G1		
20	8 900	73.85	73 500	1.5	538	2KJ3411 - ■ KL33 - ■ ■ F1		
23	7 800	64.75	73 500	1.7	538	2KJ3411 - ■ KL33 - ■ ■ E1		
29	6 100	50.63	73 500	2.2	538	2KJ3411 - ■ KL33 - ■ ■ D1		
31	5 610	46.55	73 500	2.4	538	2KJ3411 - ■ KL33 - ■ ■ C1		
	FD.149-LES180MQ4P							
19	9 520	78.98	48 600	0.84	397	2KJ3410 - ■ KL33 - ■ ■ G1		
21	8 290	68.76	48 700	0.96	397	2KJ3410 - ■ KL33 - ■ ■ F1		
26	6 790	56.37	48 500	1.2	397	2KJ3410 - ■ KL33 - ■ ■ E1		
29	6 030	50.01	48 100	1.3	397	2KJ3410 - ■ KL33 - ■ ■ D1		
32	5 460	45.30	47 600	1.5	397	2KJ3410 - ■ KL33 - ■ ■ C1		
37	4 750	39.43	46 900	1.7	397	2KJ3410 - ■ KL33 - ■ ■ B1		
45	3 890	32.33	45 700	1.9	397	2KJ3410 - ■ KL33 - ■ ■ A1		
	FZ.149-LES180MQ4P							
42	4 210	34.93	46 200	1.9	416	2KJ3310 - ■ KL33 - ■ ■ Q1		
47	3 750	31.11	45 400	2.1	416	2KJ3310 - ■ KL33 - ■ ■ P1		
52	3 360	27.94	44 600	2.4	416	2KJ3310 - ■ KL33 - ■ ■ N1		
59	3 000	24.93	43 700	2.7	416	2KJ3310 - ■ KL33 - ■ ■ M1		
66	2 680	22.22	42 800	3.0	416	2KJ3310 - ■ KL33 - ■ ■ L1		
	FZ.129-LES180MQ4P							
50	3 510	29.13	32 200	1.4	328	2KJ3308 - ■ KL33 - ■ ■ Q1		
56	3 120	25.93	31 800	1.6	328	2KJ3308 - ■ KL33 - ■ ■ P1		
63	2 800	23.23	31 400	1.7	328	2KJ3308 - ■ KL33 - ■ ■ N1		
71	2 480	20.60	30 900	2.0	328	2KJ3308 - ■ KL33 - ■ ■ M1		
81	2 190	18.18	30 300	2.2	328	2KJ3308 - ■ KL33 - ■ ■ L1		
92	1 920	15.99	29 700	2.5	328	2KJ3308 - ■ KL33 - ■ ■ K1		
101	1 740	14.48	29 200	2.7	328	2KJ3308 - ■ KL33 - ■ ■ J1		
116	1 520	12.61	28 400	3.0	328	2KJ3308 - ■ KL33 - ■ ■ H1		
142	1 240	10.34	27 300	3.5	328	2KJ3308 - ■ KL33 - ■ ■ G1		
149	1 180	9.80	26 700	3.1	328	2KJ3308 - ■ KL33 - ■ ■ F1		
169	1 040	8.65	26 000	3.5	328	2KJ3308 - ■ KL33 - ■ ■ E1		
193	915	7.60	25 300	3.9	328	2KJ3308 - ■ KL33 - ■ ■ D1		
213	830	6.89	24 700	4.4	328	2KJ3308 - ■ KL33 - ■ ■ C1		
	FZ.109-LES180MQ4P							
59	2 990	24.82	21 500	1.0	277	2KJ3307 - ■ KL33 - ■ ■ P1		
68	2 610	21.70	21 500	1.2	277	2KJ3307 - ■ KL33 - ■ ■ N1		

Article No. supplement

Shaft design

1, 5 or 9

→ page 10/44

Frequency and voltage

2 or 9

→ page 11/2

Gearbox mounting type

A, D, F or H

→ page 10/37

SIMOGEAR geared motors

Parallel shaft geared motors

Geared motors up to 55 kW

Selection and ordering data (continued)

P_{rated} kW	n_2 rpm	T_2 Nm	i -	F_{R2} N	f_B -	m kg	Article No. (Article No. supplement → below)	Order code No. of poles	
18.5	FZ.109-LES180MQ4P								
	76	2 330	19.36	21 400	1.3	277	2KJ3307 - ■ KL33 - ■ ■ M1		
	86	2 050	17.06	21 200	1.5	277	2KJ3307 - ■ KL33 - ■ ■ L1		
	98	1 800	14.95	20 900	1.7	277	2KJ3307 - ■ KL33 - ■ ■ K1		
	112	1 570	13.03	20 600	2.0	277	2KJ3307 - ■ KL33 - ■ ■ J1		
	123	1 430	11.89	20 400	2.1	277	2KJ3307 - ■ KL33 - ■ ■ H1		
	143	1 230	10.23	19 900	2.3	277	2KJ3307 - ■ KL33 - ■ ■ G1		
	162	1 080	9.02	19 400	1.9	277	2KJ3307 - ■ KL33 - ■ ■ F1		
	185	955	7.94	19 000	2.1	277	2KJ3307 - ■ KL33 - ■ ■ E1		
	210	835	6.96	18 500	2.3	277	2KJ3307 - ■ KL33 - ■ ■ D1		
	241	730	6.07	18 000	2.5	277	2KJ3307 - ■ KL33 - ■ ■ C1		
	264	665	5.54	17 700	2.6	277	2KJ3307 - ■ KL33 - ■ ■ B1		
	307	575	4.77	17 100	2.8	277	2KJ3307 - ■ KL33 - ■ ■ A1		
		FZ.89-LES180MQ4P							
		87	2 030	16.86	15 600	0.91	238	2KJ3306 - ■ KL33 - ■ ■ M1	
98		1 790	14.90	15 700	1.0	238	2KJ3306 - ■ KL33 - ■ ■ L1		
112		1 570	13.07	15 700	1.2	238	2KJ3306 - ■ KL33 - ■ ■ K1		
129		1 370	11.38	15 600	1.3	238	2KJ3306 - ■ KL33 - ■ ■ J1		
151		1 170	9.73	15 500	1.6	238	2KJ3306 - ■ KL33 - ■ ■ H1		
176		1 000	8.33	15 300	1.7	238	2KJ3306 - ■ KL33 - ■ ■ G1		
193		915	7.60	14 900	1.2	238	2KJ3306 - ■ KL33 - ■ ■ F1		
218		810	6.72	14 600	1.4	238	2KJ3306 - ■ KL33 - ■ ■ E1		
248		710	5.90	14 400	1.6	238	2KJ3306 - ■ KL33 - ■ ■ D1		
286		615	5.13	14 100	1.8	238	2KJ3306 - ■ KL33 - ■ ■ C1		
334		525	4.39	13 700	2.0	238	2KJ3306 - ■ KL33 - ■ ■ B1		
390		450	3.76	13 300	2.2	238	2KJ3306 - ■ KL33 - ■ ■ A1		
22		FD.189-LES180ZLN4P							
		8.9	23 500	164.61	110 000	0.81	755	2KJ3412 - ■ KN33 - ■ ■ L1	
	10	20 700	145.28	110 900	0.92	755	2KJ3412 - ■ KN33 - ■ ■ K1		
	11	18 500	129.45	110 900	1.0	755	2KJ3412 - ■ KN33 - ■ ■ J1		
	13	16 700	117.27	110 900	1.1	755	2KJ3412 - ■ KN33 - ■ ■ H1		
	14	15 000	105.48	110 900	1.3	755	2KJ3412 - ■ KN33 - ■ ■ G1		
	17	12 500	87.65	110 900	1.5	755	2KJ3412 - ■ KN33 - ■ ■ F1		
	19	11 100	77.92	110 900	1.7	755	2KJ3412 - ■ KN33 - ■ ■ E1		
	24	8 870	62.11	110 900	2.1	755	2KJ3412 - ■ KN33 - ■ ■ D1		
		FD.169-LES180ZLN4P							
		13	15 900	111.30	73 500	0.85	543	2KJ3411 - ■ KN33 - ■ ■ J1	
		14	14 600	102.18	73 500	0.93	543	2KJ3411 - ■ KN33 - ■ ■ H1	
		16	12 800	90.03	73 500	1.1	543	2KJ3411 - ■ KN33 - ■ ■ G1	
		20	10 500	73.85	73 500	1.3	543	2KJ3411 - ■ KN33 - ■ ■ F1	
		23	9 250	64.75	73 500	1.5	543	2KJ3411 - ■ KN33 - ■ ■ E1	
29		7 230	50.63	73 500	1.9	543	2KJ3411 - ■ KN33 - ■ ■ D1		
32		6 650	46.55	72 600	2.0	543	2KJ3411 - ■ KN33 - ■ ■ C1		
36		5 830	40.82	71 000	2.3	543	2KJ3411 - ■ KN33 - ■ ■ B1		
		FZ.169-LES180ZLN4P							
	36	5 870	41.07	71 100	2.3	555	2KJ3311 - ■ KN33 - ■ ■ R1		
	40	5 280	36.94	69 700	2.6	555	2KJ3311 - ■ KN33 - ■ ■ Q1		
	FD.149-LES180ZLN4P								
	21	9 820	68.76	44 800	0.81	402	2KJ3410 - ■ KN33 - ■ ■ F1		
	26	8 050	56.37	45 300	0.99	402	2KJ3410 - ■ KN33 - ■ ■ E1		

Article No. supplement

Shaft design

1, 5 or 9

Frequency and voltage

2 or 9

Gearbox mounting type

A, D, F or H

→ page 10/44

→ page 11/2

→ page 10/37

Selection and ordering data (continued)

P_{rated} kW	n_2 rpm	T_2 Nm	i -	F_{R2} N	f_B -	m kg	Article No. (Article No. supplement → below)	Order code No. of poles
22	FD.149-LES180ZLN4P							
	29	7 140	50.01	45 200	1.1	402	2KJ3410 - ■ KN33 - ■ ■ D1	
	32	6 470	45.30	45 100	1.2	402	2KJ3410 - ■ KN33 - ■ ■ C1	
	37	5 630	39.43	44 700	1.4	402	2KJ3410 - ■ KN33 - ■ ■ B1	
	45	4 620	32.33	43 800	1.6	402	2KJ3410 - ■ KN33 - ■ ■ A1	
	FZ.149-LES180ZLN4P							
	42	4 990	34.93	44 200	1.6	421	2KJ3310 - ■ KN33 - ■ ■ Q1	
	47	4 440	31.11	43 600	1.8	421	2KJ3310 - ■ KN33 - ■ ■ P1	
	53	3 990	27.94	43 000	2.0	421	2KJ3310 - ■ KN33 - ■ ■ N1	
	59	3 560	24.93	42 300	2.2	421	2KJ3310 - ■ KN33 - ■ ■ M1	
	66	3 170	22.22	41 500	2.5	421	2KJ3310 - ■ KN33 - ■ ■ L1	
	75	2 810	19.71	40 700	2.8	421	2KJ3310 - ■ KN33 - ■ ■ K1	
	81	2 580	18.10	40 000	3.1	421	2KJ3310 - ■ KN33 - ■ ■ J1	
	FZ.129-LES180ZLN4P							
	50	4 160	29.13	30 300	1.2	333	2KJ3308 - ■ KN33 - ■ ■ Q1	
	57	3 700	25.93	30 200	1.3	333	2KJ3308 - ■ KN33 - ■ ■ P1	
	63	3 320	23.23	29 900	1.5	333	2KJ3308 - ■ KN33 - ■ ■ N1	
	71	2 940	20.60	29 600	1.6	333	2KJ3308 - ■ KN33 - ■ ■ M1	
	81	2 590	18.18	29 200	1.9	333	2KJ3308 - ■ KN33 - ■ ■ L1	
	92	2 280	15.99	28 700	2.1	333	2KJ3308 - ■ KN33 - ■ ■ K1	
102	2 070	14.48	28 200	2.3	333	2KJ3308 - ■ KN33 - ■ ■ J1		
117	1 800	12.61	27 600	2.5	333	2KJ3308 - ■ KN33 - ■ ■ H1		
142	1 470	10.34	26 600	2.9	333	2KJ3308 - ■ KN33 - ■ ■ G1		
150	1 400	9.80	26 000	2.6	333	2KJ3308 - ■ KN33 - ■ ■ F1		
170	1 230	8.65	25 400	2.9	333	2KJ3308 - ■ KN33 - ■ ■ E1		
193	1 080	7.60	24 700	3.3	333	2KJ3308 - ■ KN33 - ■ ■ D1		
213	985	6.89	24 200	3.7	333	2KJ3308 - ■ KN33 - ■ ■ C1		
245	855	6.00	23 500	4.2	333	2KJ3308 - ■ KN33 - ■ ■ B1		
299	700	4.92	22 400	4.3	333	2KJ3308 - ■ KN33 - ■ ■ A1		
FZ.109-LES180ZLN4P								
59	3 540	24.82	19 600	0.87	282	2KJ3307 - ■ KN33 - ■ ■ P1		
68	3 100	21.70	19 800	1.0	282	2KJ3307 - ■ KN33 - ■ ■ N1		
76	2 760	19.36	19 900	1.1	282	2KJ3307 - ■ KN33 - ■ ■ M1		
86	2 430	17.06	19 900	1.3	282	2KJ3307 - ■ KN33 - ■ ■ L1		
98	2 130	14.95	19 800	1.5	282	2KJ3307 - ■ KN33 - ■ ■ K1		
113	1 860	13.03	19 600	1.7	282	2KJ3307 - ■ KN33 - ■ ■ J1		
124	1 690	11.89	19 500	1.8	282	2KJ3307 - ■ KN33 - ■ ■ H1		
144	1 460	10.23	19 100	2.0	282	2KJ3307 - ■ KN33 - ■ ■ G1		
163	1 280	9.02	18 700	1.6	282	2KJ3307 - ■ KN33 - ■ ■ F1		
185	1 130	7.94	18 400	1.8	282	2KJ3307 - ■ KN33 - ■ ■ E1		
211	995	6.96	18 000	1.9	282	2KJ3307 - ■ KN33 - ■ ■ D1		
242	865	6.07	17 500	2.1	282	2KJ3307 - ■ KN33 - ■ ■ C1		
265	790	5.54	17 200	2.2	282	2KJ3307 - ■ KN33 - ■ ■ B1		
308	680	4.77	16 700	2.4	282	2KJ3307 - ■ KN33 - ■ ■ A1		
FZ.89-LES180ZLN4P								
99	2 130	14.90	14 300	0.87	243	2KJ3306 - ■ KN33 - ■ ■ L1		
112	1 860	13.07	14 500	0.99	243	2KJ3306 - ■ KN33 - ■ ■ K1		
129	1 620	11.38	14 600	1.1	243	2KJ3306 - ■ KN33 - ■ ■ J1		
151	1 390	9.73	14 600	1.3	243	2KJ3306 - ■ KN33 - ■ ■ H1		

Article No. supplement

Shaft design

1, 5 or 9

Frequency and voltage

2 or 9

Gearbox mounting type

A, D, F or H

→ page 10/44

→ page 11/2

→ page 10/37

SIMOGEAR geared motors

Parallel shaft geared motors

Geared motors up to 55 kW

Selection and ordering data (continued)

P_{rated} kW	n_2 rpm	T_2 Nm	i -	F_{R2} N	f_B -	m kg	Article No. (Article No. supplement → below)	Order code No. of poles
22	FZ.189-LES180ZLN4P							
	176	1 190	8.33	14 500	1.5	243	2KJ3306 - ■ LN33 - ■ ■ G1	
	193	1 080	7.60	14 100	1.0	243	2KJ3306 - ■ LN33 - ■ ■ F1	
	219	960	6.72	14 000	1.2	243	2KJ3306 - ■ LN33 - ■ ■ E1	
	249	840	5.90	13 800	1.3	243	2KJ3306 - ■ LN33 - ■ ■ D1	
	287	730	5.13	13 600	1.5	243	2KJ3306 - ■ LN33 - ■ ■ C1	
	335	625	4.39	13 200	1.7	243	2KJ3306 - ■ LN33 - ■ ■ B1	
	391	535	3.76	12 900	1.8	243	2KJ3306 - ■ LN33 - ■ ■ A1	
30	FD.189-LES200ZLU4P							
	13	22 800	117.27	110 400	0.83	825	2KJ3412 - ■ LN33 - ■ ■ H1	
	14	20 500	105.48	110 900	0.92	825	2KJ3412 - ■ LN33 - ■ ■ G1	
	17	17 000	87.65	110 900	1.1	825	2KJ3412 - ■ LN33 - ■ ■ F1	
	19	15 100	77.92	110 200	1.3	825	2KJ3412 - ■ LN33 - ■ ■ E1	
	24	12 100	62.11	106 800	1.6	825	2KJ3412 - ■ LN33 - ■ ■ D1	
	30	9 630	49.43	102 900	2.0	825	2KJ3412 - ■ LN33 - ■ ■ C1	
	36	7 910	40.61	99 200	2.4	825	2KJ3412 - ■ LN33 - ■ ■ B1	
	FZ.189-LES200ZLU4P							
	39	7 390	37.93	97 900	2.6	830	2KJ3312 - ■ LN33 - ■ ■ L1	
	FD.169-LES200ZLU4P							
	20	14 300	73.85	69 500	0.94	613	2KJ3411 - ■ LN33 - ■ ■ F1	
	23	12 600	64.75	69 200	1.1	613	2KJ3411 - ■ LN33 - ■ ■ E1	
	29	9 860	50.63	68 100	1.4	613	2KJ3411 - ■ LN33 - ■ ■ D1	
	32	9 070	46.55	67 600	1.5	613	2KJ3411 - ■ LN33 - ■ ■ C1	
	36	7 950	40.82	66 600	1.7	613	2KJ3411 - ■ LN33 - ■ ■ B1	
	46	6 220	31.92	64 300	2.2	613	2KJ3411 - ■ LN33 - ■ ■ A1	
	FZ.169-LES200ZLU4P							
	40	7 200	36.94	65 700	1.9	631	2KJ3311 - ■ LN33 - ■ ■ Q1	
	45	6 430	33.02	64 600	2.1	631	2KJ3311 - ■ LN33 - ■ ■ P1	
	49	5 820	29.86	63 600	2.3	631	2KJ3311 - ■ LN33 - ■ ■ N1	
	56	5 130	26.35	62 200	2.6	631	2KJ3311 - ■ LN33 - ■ ■ M1	
	63	4 570	23.48	60 900	3.0	631	2KJ3311 - ■ LN33 - ■ ■ L1	
	FD.149-LES200ZLU4P							
	29	9 740	50.01	38 700	0.82	472	2KJ3410 - ■ LN33 - ■ ■ D1	
	32	8 820	45.30	39 200	0.91	472	2KJ3410 - ■ LN33 - ■ ■ C1	
	37	7 680	39.43	39 500	1.0	472	2KJ3410 - ■ LN33 - ■ ■ B1	
	45	6 300	32.33	39 600	1.2	472	2KJ3410 - ■ LN33 - ■ ■ A1	
FZ.149-LES200ZLU4P								
47	6 060	31.11	39 500	1.3	495	2KJ3310 - ■ LN33 - ■ ■ P1		
53	5 440	27.94	39 400	1.5	495	2KJ3310 - ■ LN33 - ■ ■ N1		
59	4 850	24.93	39 000	1.6	495	2KJ3310 - ■ LN33 - ■ ■ M1		
66	4 330	22.22	38 600	1.8	495	2KJ3310 - ■ LN33 - ■ ■ L1		
75	3 840	19.71	38 100	2.1	495	2KJ3310 - ■ LN33 - ■ ■ K1		
81	3 520	18.10	37 700	2.3	495	2KJ3310 - ■ LN33 - ■ ■ J1		
92	3 100	15.94	37 000	2.6	495	2KJ3310 - ■ LN33 - ■ ■ H1		
112	2 540	13.08	35 800	3.0	495	2KJ3310 - ■ LN33 - ■ ■ G1		
128	2 230	11.47	35 000	3.3	495	2KJ3310 - ■ LN33 - ■ ■ F1		
164	1 740	8.97	33 300	3.9	495	2KJ3310 - ■ LN33 - ■ ■ E1		
182	1 570	8.09	32 300	3.6	495	2KJ3310 - ■ LN33 - ■ ■ D1		
221	1 290	6.64	31 000	4.4	495	2KJ3310 - ■ LN33 - ■ ■ C1		

Article No. supplement

Shaft design

1, 5 or 9

→ page 10/44

Frequency and voltage

2 or 9

→ page 11/2

Gearbox mounting type

A, D, F or H

→ page 10/37

Selection and ordering data (continued)

P_{rated} kW	n_2 rpm	T_2 Nm	i -	F_{R2} N	f_B -	m kg	Article No. (Article No. supplement → below)	Order code No. of poles	
30	FZ.129-LES200ZLU4P								
	57	5 050	25.93	26 400	0.96	408	2KJ3308 - ■ LN33 - ■ ■ P1		
	63	4 520	23.23	26 600	1.1	408	2KJ3308 - ■ LN33 - ■ ■ N1		
	71	4 010	20.60	26 600	1.2	408	2KJ3308 - ■ LN33 - ■ ■ M1		
	81	3 540	18.18	26 500	1.4	408	2KJ3308 - ■ LN33 - ■ ■ L1		
	92	3 110	15.99	26 300	1.5	408	2KJ3308 - ■ LN33 - ■ ■ K1		
	102	2 820	14.48	26 100	1.7	408	2KJ3308 - ■ LN33 - ■ ■ J1		
	117	2 450	12.61	25 800	1.8	408	2KJ3308 - ■ LN33 - ■ ■ H1		
	142	2 010	10.34	25 100	2.1	408	2KJ3308 - ■ LN33 - ■ ■ G1		
	150	1 910	9.80	24 400	1.9	408	2KJ3308 - ■ LN33 - ■ ■ F1		
	170	1 680	8.65	24 000	2.2	408	2KJ3308 - ■ LN33 - ■ ■ E1		
	193	1 480	7.60	23 500	2.4	408	2KJ3308 - ■ LN33 - ■ ■ D1		
	213	1 340	6.89	23 100	2.7	408	2KJ3308 - ■ LN33 - ■ ■ C1		
	245	1 160	6.00	22 600	3.1	408	2KJ3308 - ■ LN33 - ■ ■ B1		
	299	955	4.92	21 700	3.2	408	2KJ3308 - ■ LN33 - ■ ■ A1		
30	FZ.109-LES200ZLU4P								
	76	3 770	19.36	16 600	0.82	357	2KJ3307 - ■ LN33 - ■ ■ M1		
	86	3 320	17.06	17 000	0.93	357	2KJ3307 - ■ LN33 - ■ ■ L1		
	98	2 910	14.95	17 300	1.1	357	2KJ3307 - ■ LN33 - ■ ■ K1		
	113	2 540	13.03	17 400	1.2	357	2KJ3307 - ■ LN33 - ■ ■ J1		
	124	2 310	11.89	17 500	1.3	357	2KJ3307 - ■ LN33 - ■ ■ H1		
	144	1 990	10.23	17 400	1.4	357	2KJ3307 - ■ LN33 - ■ ■ G1		
	163	1 750	9.02	17 200	1.2	357	2KJ3307 - ■ LN33 - ■ ■ F1		
	185	1 540	7.94	17 000	1.3	357	2KJ3307 - ■ LN33 - ■ ■ E1		
	211	1 350	6.96	16 800	1.4	357	2KJ3307 - ■ LN33 - ■ ■ D1		
	242	1 180	6.07	16 500	1.5	357	2KJ3307 - ■ LN33 - ■ ■ C1		
	265	1 080	5.54	16 300	1.6	357	2KJ3307 - ■ LN33 - ■ ■ B1		
	308	930	4.77	15 900	1.7	357	2KJ3307 - ■ LN33 - ■ ■ A1		
	37	FD.189-LES225SD4P							
		17	20 900	87.65	103 900	0.91	901	2KJ3412 - ■ MF33 - ■ ■ F1	
19		18 600	77.92	103 300	1.0	901	2KJ3412 - ■ MF33 - ■ ■ E1		
24		14 800	62.11	101 400	1.3	901	2KJ3412 - ■ MF33 - ■ ■ D1		
30		11 800	49.43	98 600	1.6	901	2KJ3412 - ■ MF33 - ■ ■ C1		
36		9 700	40.61	95 600	2.0	901	2KJ3412 - ■ MF33 - ■ ■ B1		
46		7 720	32.32	91 800	2.5	901	2KJ3412 - ■ MF33 - ■ ■ A1		
37		FZ.189-LES225SD4P							
		39	9 060	37.93	94 500	2.1	873	2KJ3312 - ■ MF33 - ■ ■ L1	
		43	8 130	34.03	92 700	2.3	873	2KJ3312 - ■ MF33 - ■ ■ K1	
		49	7 270	30.41	90 800	2.6	873	2KJ3312 - ■ MF33 - ■ ■ J1	
		54	6 490	27.17	88 800	2.9	873	2KJ3312 - ■ MF33 - ■ ■ H1	
37		FD.169-LES225SD4P							
		23	15 400	64.75	63 200	0.88	689	2KJ3411 - ■ MF33 - ■ ■ E1	
		29	12 100	50.63	63 300	1.1	689	2KJ3411 - ■ MF33 - ■ ■ D1	
	32	11 100	46.55	63 200	1.2	689	2KJ3411 - ■ MF33 - ■ ■ C1		
	36	9 750	40.82	62 700	1.4	689	2KJ3411 - ■ MF33 - ■ ■ B1		
	46	7 630	31.92	61 200	1.8	689	2KJ3411 - ■ MF33 - ■ ■ A1		
37	FZ.169-LES225SD4P								
	45	7 890	33.02	61 400	1.7	674	2KJ3311 - ■ MF33 - ■ ■ P1		
	49	7 130	29.86	60 700	1.9	674	2KJ3311 - ■ MF33 - ■ ■ N1		
	56	6 300	26.35	59 700	2.2	674	2KJ3311 - ■ MF33 - ■ ■ M1		

Article No. supplement

Shaft design

1, 5 or 9

→ page 10/44

Frequency and voltage

2 or 9

→ page 11/2

Gearbox mounting type

A, D, F or H

→ page 10/37

SIMOGEAR geared motors

Parallel shaft geared motors

Geared motors up to 55 kW

Selection and ordering data (continued)

P_{rated} kW	n_2 rpm	T_2 Nm	i -	F_{R2} N	f_B -	m kg	Article No. (Article No. supplement → below)	Order code No. of poles
37	FZ.169-LES225SD4P							
	63	5 610	23.48	58 600	2.4	674	2KJ3311 - ■ MF33 - ■ ■ L1	
	69	5 080	21.27	57 700	2.7	674	2KJ3311 - ■ MF33 - ■ ■ K1	
	77	4 570	19.13	56 600	3.0	674	2KJ3311 - ■ MF33 - ■ ■ J1	
	183	1 920	8.07	46 200	4.3	674	2KJ3311 - ■ MF33 - ■ ■ D1	
	FD.149-LES225SD4P							
	37	9 420	39.43	35 100	0.85	545	2KJ3410 - ■ MF33 - ■ ■ B1	
	46	7 720	32.33	35 900	0.97	545	2KJ3410 - ■ MF33 - ■ ■ A1	
	FZ.149-LES225SD4P							
	53	6 680	27.94	36 200	1.2	540	2KJ3310 - ■ MF33 - ■ ■ N1	
	59	5 960	24.93	36 200	1.3	540	2KJ3310 - ■ MF33 - ■ ■ M1	
	67	5 310	22.22	36 100	1.5	540	2KJ3310 - ■ MF33 - ■ ■ L1	
	75	4 710	19.71	35 800	1.7	540	2KJ3310 - ■ MF33 - ■ ■ K1	
	82	4 320	18.10	35 600	1.8	540	2KJ3310 - ■ MF33 - ■ ■ J1	
	93	3 810	15.94	35 100	2.1	540	2KJ3310 - ■ MF33 - ■ ■ H1	
113	3 120	13.08	34 300	2.4	540	2KJ3310 - ■ MF33 - ■ ■ G1		
129	2 740	11.47	33 600	2.7	540	2KJ3310 - ■ MF33 - ■ ■ F1		
165	2 140	8.97	32 200	3.2	540	2KJ3310 - ■ MF33 - ■ ■ E1		
183	1 930	8.09	31 300	2.9	540	2KJ3310 - ■ MF33 - ■ ■ D1		
223	1 580	6.64	30 100	3.6	540	2KJ3310 - ■ MF33 - ■ ■ C1		
254	1 390	5.82	29 300	4.1	540	2KJ3310 - ■ MF33 - ■ ■ B1		
FZ.129-LES225SD4P								
64	5 550	23.23	23 600	0.87	451	2KJ3308 - ■ MF33 - ■ ■ N1		
72	4 920	20.60	24 000	0.98	451	2KJ3308 - ■ MF33 - ■ ■ M1		
81	4 340	18.18	24 200	1.1	451	2KJ3308 - ■ MF33 - ■ ■ L1		
92	3 820	15.99	24 300	1.3	451	2KJ3308 - ■ MF33 - ■ ■ K1		
102	3 460	14.48	24 300	1.4	451	2KJ3308 - ■ MF33 - ■ ■ J1		
117	3 010	12.61	24 200	1.5	451	2KJ3308 - ■ MF33 - ■ ■ H1		
143	2 470	10.34	23 800	1.7	451	2KJ3308 - ■ MF33 - ■ ■ G1		
151	2 340	9.80	23 100	1.5	451	2KJ3308 - ■ MF33 - ■ ■ F1		
171	2 060	8.65	22 800	1.8	451	2KJ3308 - ■ MF33 - ■ ■ E1		
194	1 810	7.60	22 500	2.0	451	2KJ3308 - ■ MF33 - ■ ■ D1		
215	1 640	6.89	22 200	2.2	451	2KJ3308 - ■ MF33 - ■ ■ C1		
246	1 430	6.00	21 700	2.5	451	2KJ3308 - ■ MF33 - ■ ■ B1		
300	1 170	4.92	21 000	2.6	451	2KJ3308 - ■ MF33 - ■ ■ A1		
FZ.109-LES225SD4P								
99	3 570	14.95	15 100	0.87	399	2KJ3307 - ■ MF33 - ■ ■ K1		
113	3 110	13.03	15 500	1.0	399	2KJ3307 - ■ MF33 - ■ ■ J1		
124	2 840	11.89	15 700	1.1	399	2KJ3307 - ■ MF33 - ■ ■ H1		
144	2 440	10.23	15 900	1.2	399	2KJ3307 - ■ MF33 - ■ ■ G1		
164	2 150	9.02	15 800	0.97	399	2KJ3307 - ■ MF33 - ■ ■ F1		
186	1 890	7.94	15 800	1.1	399	2KJ3307 - ■ MF33 - ■ ■ E1		
212	1 660	6.96	15 700	1.1	399	2KJ3307 - ■ MF33 - ■ ■ D1		
243	1 450	6.07	15 500	1.2	399	2KJ3307 - ■ MF33 - ■ ■ C1		
267	1 320	5.54	15 400	1.3	399	2KJ3307 - ■ MF33 - ■ ■ B1		
310	1 140	4.77	15 200	1.4	399	2KJ3307 - ■ MF33 - ■ ■ A1		
45	FD.189-LES225YMF4P							
	19	22 600	77.92	95 700	0.84	946	2KJ3412 - ■ MT33 - ■ ■ E1	
	24	18 000	62.11	95 300	1.1	946	2KJ3412 - ■ MT33 - ■ ■ D1	
	30	14 300	49.43	93 800	1.3	946	2KJ3412 - ■ MT33 - ■ ■ C1	

Article No. supplement

Shaft design

1, 5 or 9

Frequency and voltage

2 or 9

Gearbox mounting type

A, D, F or H

→ page 10/44

→ page 11/2

→ page 10/37

Selection and ordering data (continued)

P_{rated} kW	n_2 rpm	T_2 Nm	i -	F_{R2} N	f_B -	m kg	Article No. (Article No. supplement → below)	Order code No. of poles
45	FD.189-LES225YMF4P							
	36	11 800	40.61	91 600	1.6	946	2KJ3412 - ■ MT33 - ■ ■ B1	
	46	9 390	32.32	88 700	2.0	946	2KJ3412 - ■ MT33 - ■ ■ A1	
	FZ.189-LES225YMF4P							
	39	11 000	37.93	90 800	1.7	918	2KJ3312 - ■ MT33 - ■ ■ L1	
	43	9 890	34.03	89 400	1.9	918	2KJ3312 - ■ MT33 - ■ ■ K1	
	49	8 840	30.41	87 800	2.1	918	2KJ3312 - ■ MT33 - ■ ■ J1	
	54	7 900	27.17	86 100	2.4	918	2KJ3312 - ■ MT33 - ■ ■ H1	
	59	7 220	24.85	84 700	2.6	918	2KJ3312 - ■ MT33 - ■ ■ G1	
	67	6 420	22.09	82 800	3.0	918	2KJ3312 - ■ MT33 - ■ ■ F1	
	FD.169-LES225YMF4P							
	29	14 700	50.63	57 800	0.92	734	2KJ3411 - ■ MT33 - ■ ■ D1	
	32	13 500	46.55	58 100	1.0	734	2KJ3411 - ■ MT33 - ■ ■ C1	
	36	11 800	40.82	58 400	1.1	734	2KJ3411 - ■ MT33 - ■ ■ B1	
	46	9 280	31.92	57 700	1.5	734	2KJ3411 - ■ MT33 - ■ ■ A1	
	FZ.169-LES225YMF4P							
	45	9 600	33.02	57 800	1.4	719	2KJ3311 - ■ MT33 - ■ ■ P1	
	49	8 680	29.86	57 500	1.6	719	2KJ3311 - ■ MT33 - ■ ■ N1	
	56	7 660	26.35	56 800	1.8	719	2KJ3311 - ■ MT33 - ■ ■ M1	
63	6 820	23.48	56 100	2.0	719	2KJ3311 - ■ MT33 - ■ ■ L1		
69	6 180	21.27	55 400	2.2	719	2KJ3311 - ■ MT33 - ■ ■ K1		
77	5 560	19.13	54 500	2.4	719	2KJ3311 - ■ MT33 - ■ ■ J1		
93	4 620	15.90	52 900	2.9	719	2KJ3311 - ■ MT33 - ■ ■ H1		
105	4 100	14.13	51 800	3.1	719	2KJ3311 - ■ MT33 - ■ ■ G1		
131	3 270	11.26	49 600	3.6	719	2KJ3311 - ■ MT33 - ■ ■ F1		
165	2 600	8.97	47 300	4.0	719	2KJ3311 - ■ MT33 - ■ ■ E1		
183	2 340	8.07	45 200	3.6	719	2KJ3311 - ■ MT33 - ■ ■ D1		
206	2 080	7.18	44 100	4.0	719	2KJ3311 - ■ MT33 - ■ ■ C1		
FD.149-LES225YMF4P								
46	9 400	32.33	31 700	0.80	590	2KJ3410 - ■ MT33 - ■ ■ A1		
FZ.149-LES225YMF4P								
53	8 120	27.94	32 600	0.98	585	2KJ3310 - ■ MT33 - ■ ■ N1		
59	7 240	24.93	33 000	1.1	585	2KJ3310 - ■ MT33 - ■ ■ M1		
67	6 460	22.22	33 200	1.2	585	2KJ3310 - ■ MT33 - ■ ■ L1		
75	5 730	19.71	33 300	1.4	585	2KJ3310 - ■ MT33 - ■ ■ K1		
82	5 260	18.10	33 300	1.5	585	2KJ3310 - ■ MT33 - ■ ■ J1		
93	4 630	15.94	33 100	1.7	585	2KJ3310 - ■ MT33 - ■ ■ H1		
113	3 800	13.08	32 600	2.0	585	2KJ3310 - ■ MT33 - ■ ■ G1		
129	3 330	11.47	32 100	2.2	585	2KJ3310 - ■ MT33 - ■ ■ F1		
165	2 600	8.97	31 100	2.6	585	2KJ3310 - ■ MT33 - ■ ■ E1		
183	2 350	8.09	30 200	2.4	585	2KJ3310 - ■ MT33 - ■ ■ D1		
223	1 930	6.64	29 200	2.9	585	2KJ3310 - ■ MT33 - ■ ■ C1		
254	1 690	5.82	28 500	3.4	585	2KJ3310 - ■ MT33 - ■ ■ B1		
325	1 320	4.55	27 100	4.3	585	2KJ3310 - ■ MT33 - ■ ■ A1		
FZ.129-LES225YMF4P								
72	5 990	20.60	21 000	0.81	496	2KJ3308 - ■ MT33 - ■ ■ M1		
81	5 280	18.18	21 600	0.92	496	2KJ3308 - ■ MT33 - ■ ■ L1		
92	4 640	15.99	22 000	1.0	496	2KJ3308 - ■ MT33 - ■ ■ K1		
102	4 210	14.48	22 200	1.1	496	2KJ3308 - ■ MT33 - ■ ■ J1		
117	3 660	12.61	22 300	1.2	496	2KJ3308 - ■ MT33 - ■ ■ H1		

Article No. supplement

Shaft design

1, 5 or 9

→ page 10/44

Frequency and voltage

2 or 9

→ page 11/2

Gearbox mounting type

A, D, F or H

→ page 10/37

SIMOGEAR geared motors

Parallel shaft geared motors

Geared motors up to 55 kW

Selection and ordering data (continued)

P_{rated} kW	n_2 rpm	T_2 Nm	i -	F_{R2} N	f_B -	m kg	Article No. (Article No. supplement → below)	Order code No. of poles
45	FZ.129-LES225YMF4P							
	143	3 000	10.34	22 300	1.4	496	2KJ3308 - ■ MT33 - ■ ■ G1	
	151	2 840	9.80	21 600	1.3	496	2KJ3308 - ■ MT33 - ■ ■ F1	
	171	2 510	8.65	21 400	1.4	496	2KJ3308 - ■ MT33 - ■ ■ E1	
	194	2 210	7.60	21 300	1.6	496	2KJ3308 - ■ MT33 - ■ ■ D1	
	215	2 000	6.89	21 100	1.8	496	2KJ3308 - ■ MT33 - ■ ■ C1	
	246	1 740	6.00	20 800	2.1	496	2KJ3308 - ■ MT33 - ■ ■ B1	
	300	1 430	4.92	20 200	2.1	496	2KJ3308 - ■ MT33 - ■ ■ A1	
	FZ.109-LES225YMF4P							
	113	3 780	13.03	13 300	0.82	444	2KJ3307 - ■ MT33 - ■ ■ J1	
	124	3 450	11.89	13 700	0.89	444	2KJ3307 - ■ MT33 - ■ ■ H1	
	144	2 970	10.23	14 200	0.97	444	2KJ3307 - ■ MT33 - ■ ■ G1	
	164	2 620	9.02	14 200	0.80	444	2KJ3307 - ■ MT33 - ■ ■ F1	
	186	2 300	7.94	14 400	0.87	444	2KJ3307 - ■ MT33 - ■ ■ E1	
	212	2 020	6.96	14 500	0.94	444	2KJ3307 - ■ MT33 - ■ ■ D1	
243	1 760	6.07	14 500	1.0	444	2KJ3307 - ■ MT33 - ■ ■ C1		
267	1 610	5.54	14 500	1.1	444	2KJ3307 - ■ MT33 - ■ ■ B1		
310	1 380	4.77	14 300	1.2	444	2KJ3307 - ■ MT33 - ■ ■ A1		
55	FD.189-LES250MD4P							
	24	22 100	62.11	87 700	0.86	1 049	2KJ3412 - ■ NM33 - ■ ■ D1	
	30	17 600	49.43	87 700	1.1	1 049	2KJ3412 - ■ NM33 - ■ ■ C1	
	36	14 500	40.61	86 700	1.3	1 049	2KJ3412 - ■ NM33 - ■ ■ B1	
	45	11 500	32.32	84 800	1.6	1 049	2KJ3412 - ■ NM33 - ■ ■ A1	
	FZ.189-LES250MD4P							
	48	10 800	30.41	84 200	1.7	1 021	2KJ3312 - ■ NM33 - ■ ■ J1	
	54	9 700	27.17	82 800	2.0	1 021	2KJ3312 - ■ NM33 - ■ ■ H1	
	59	8 870	24.85	81 700	2.1	1 021	2KJ3312 - ■ NM33 - ■ ■ G1	
	67	7 890	22.09	80 200	2.4	1 021	2KJ3312 - ■ NM33 - ■ ■ F1	
	78	6 700	18.75	77 900	2.8	1 021	2KJ3312 - ■ NM33 - ■ ■ E1	
	91	5 790	16.21	75 700	3.3	1 021	2KJ3312 - ■ NM33 - ■ ■ D1	
	FD.169-LES250MD4P							
	32	16 600	46.55	51 800	0.82	838	2KJ3411 - ■ NM33 - ■ ■ C1	
	36	14 500	40.82	52 800	0.93	838	2KJ3411 - ■ NM33 - ■ ■ B1	
	46	11 400	31.92	53 400	1.2	838	2KJ3411 - ■ NM33 - ■ ■ A1	
	FZ.169-LES250MD4P							
	56	9 410	26.35	53 300	1.4	822	2KJ3311 - ■ NM33 - ■ ■ M1	
	63	8 390	23.48	52 900	1.6	822	2KJ3311 - ■ NM33 - ■ ■ L1	
	69	7 600	21.27	52 500	1.8	822	2KJ3311 - ■ NM33 - ■ ■ K1	
	77	6 830	19.13	52 000	2.0	822	2KJ3311 - ■ NM33 - ■ ■ J1	
	92	5 680	15.90	50 800	2.4	822	2KJ3311 - ■ NM33 - ■ ■ H1	
	104	5 040	14.13	50 000	2.6	822	2KJ3311 - ■ NM33 - ■ ■ G1	
	131	4 020	11.26	48 100	2.9	822	2KJ3311 - ■ NM33 - ■ ■ F1	
	164	3 200	8.97	46 100	3.2	822	2KJ3311 - ■ NM33 - ■ ■ E1	
	182	2 880	8.07	43 900	2.9	822	2KJ3311 - ■ NM33 - ■ ■ D1	
	205	2 560	7.18	42 900	3.2	822	2KJ3311 - ■ NM33 - ■ ■ C1	
	257	2 040	5.72	41 000	4.0	822	2KJ3311 - ■ NM33 - ■ ■ B1	
	323	1 620	4.55	39 000	4.5	822	2KJ3311 - ■ NM33 - ■ ■ A1	
	FZ.149-LES250MD4P							
66	7 930	22.22	29 600	1.0	687	2KJ3310 - ■ NM33 - ■ ■ L1		
75	7 040	19.71	30 100	1.1	687	2KJ3310 - ■ NM33 - ■ ■ K1		

Article No. supplement

Shaft design

1, 5 or 9

→ page 10/44

Frequency and voltage

2 or 9

→ page 11/2

Gearbox mounting type

A, D, F or H

→ page 10/37

SIMOGEAR geared motors

Parallel shaft geared motors

Geared motors up to 55 kW

Selection and ordering data (continued)

P_{rated} kW	n_2 rpm	T_2 Nm	i -	F_{R2} N	f_B -	m kg	Article No. (Article No. supplement → below)	Order code No. of poles
55	FZ.149-LES250MD4P							
	81	6 460	18.10	30 300	1.2	687	2KJ3310 - ■ NM33 - ■ ■ J1	
	92	5 690	15.94	30 500	1.4	687	2KJ3310 - ■ NM33 - ■ ■ H1	
	112	4 670	13.08	30 500	1.6	687	2KJ3310 - ■ NM33 - ■ ■ G1	
	128	4 090	11.47	30 300	1.8	687	2KJ3310 - ■ NM33 - ■ ■ F1	
	164	3 200	8.97	29 600	2.1	687	2KJ3310 - ■ NM33 - ■ ■ E1	
	182	2 890	8.09	28 800	2.0	687	2KJ3310 - ■ NM33 - ■ ■ D1	
	221	2 370	6.64	28 100	2.4	687	2KJ3310 - ■ NM33 - ■ ■ C1	
	253	2 080	5.82	27 500	2.7	687	2KJ3310 - ■ NM33 - ■ ■ B1	
	323	1 620	4.55	26 400	3.5	687	2KJ3310 - ■ NM33 - ■ ■ A1	
	FZ.129-LES250MD4P							
	92	5 710	15.99	19 100	0.84	598	2KJ3308 - ■ NM33 - ■ ■ K1	
	102	5 170	14.48	19 600	0.91	598	2KJ3308 - ■ NM33 - ■ ■ J1	
	117	4 500	12.61	20 100	1.0	598	2KJ3308 - ■ NM33 - ■ ■ H1	
142	3 690	10.34	20 400	1.2	598	2KJ3308 - ■ NM33 - ■ ■ G1		
170	3 090	8.65	19 700	1.2	598	2KJ3308 - ■ NM33 - ■ ■ E1		
193	2 710	7.60	19 800	1.3	598	2KJ3308 - ■ NM33 - ■ ■ D1		
213	2 460	6.89	19 700	1.5	598	2KJ3308 - ■ NM33 - ■ ■ C1		
245	2 140	6.00	19 600	1.7	598	2KJ3308 - ■ NM33 - ■ ■ B1		
299	1 750	4.92	19 300	1.7	598	2KJ3308 - ■ NM33 - ■ ■ A1		

Article No. supplement

Shaft design	1, 5 or 9	→ page 10/44
Frequency and voltage	2 or 9	→ page 11/2
Gearbox mounting type	A, D, F or H	→ page 10/37

SIMOGEAR geared motors

Parallel shaft geared motors

Transmission ratios and torques

Selection and ordering data

i	n ₂ rpm	T _{2N} Nm	F _{R2} N	φ ¹⁾	J _G 10 ⁻⁴ kgm ²	R _{ex}	Motor frame size										Article No.
							63	71	80	90	100	112	132	160	180	200	
FD.29																	
298.58	4.9	150	5 220	7.9	0.02	94054/315	✓	✓									2KJ3401 - ■■■■■■ - ■■ Q1
264.39	5.5	150	5 220	8.0	0.03	92537/350	✓	✓	✓	✓							2KJ3401 - ■■■■■■ - ■■ P1
229.72	6.3	150	5 220	8.0	0.04	80401/350	✓	✓	✓	✓							2KJ3401 - ■■■■■■ - ■■ N1
208.83	6.9	150	5 220	8.0	0.05	80401/385	✓	✓	✓	✓							2KJ3401 - ■■■■■■ - ■■ M1
177.71	8.2	150	5 220	8.0	0.06	62197/350	✓	✓	✓	✓							2KJ3401 - ■■■■■■ - ■■ L1
161.55	9	150	5 220	8.0	0.08	62197/385	✓	✓	✓	✓							2KJ3401 - ■■■■■■ - ■■ K1
140.86	10	150	5 220	8.0	0.09	19721/140	✓	✓	✓	✓	✓						2KJ3401 - ■■■■■■ - ■■ J1
126.09	11	150	5 220	8.0	0.12	48544/385	✓	✓	✓	✓	✓						2KJ3401 - ■■■■■■ - ■■ H1
111.97	13	150	5 220	8.0	0.14	47027/420	✓	✓	✓	✓	✓						2KJ3401 - ■■■■■■ - ■■ G1
103.36	14	150	5 220	8.0	0.17	47027/455	✓	✓	✓	✓	✓						2KJ3401 - ■■■■■■ - ■■ F1
89.78	16	150	5 220	8.1	0.19	43993/490	✓	✓	✓	✓	✓						2KJ3401 - ■■■■■■ - ■■ E1
78.02	19	150	5 220	8.0	0.19	13653/175	✓	✓	✓	✓	✓						2KJ3401 - ■■■■■■ - ■■ D1
70.43	21	150	5 220	8.1	0.25	19721/280	✓	✓	✓	✓	✓						2KJ3401 - ■■■■■■ - ■■ C1
66.29	22	150	5 220	8.1	0.29	39442/595	✓	✓	✓	✓	✓						2KJ3401 - ■■■■■■ - ■■ B1
57.79	25	150	5 220	8.1	0.33	6068/105	✓	✓	✓	✓	✓						2KJ3401 - ■■■■■■ - ■■ A1
FZ.29																	
56.73	26	150	5 220	7.6	0.04	851/15	✓	✓									2KJ3301 - ■■■■■■ - ■■ C2
50.32	29	150	5 220	8.0	0.05	1258/25	✓	✓	✓	✓							2KJ3301 - ■■■■■■ - ■■ B2
43.66	33	150	5 220	8.0	0.06	2183/50	✓	✓	✓	✓							2KJ3301 - ■■■■■■ - ■■ A2
39.69	37	150	5 220	8.0	0.08	2183/55	✓	✓	✓	✓							2KJ3301 - ■■■■■■ - ■■ X1
34.04	43	150	4 910	8.1	0.10	851/25	✓	✓	✓	✓							2KJ3301 - ■■■■■■ - ■■ W1
30.95	47	150	4 720	8.1	0.12	1702/55	✓	✓	✓	✓							2KJ3301 - ■■■■■■ - ■■ V1
27.13	53	150	4 460	8.2	0.14	407/15	✓	✓	✓	✓	✓						2KJ3301 - ■■■■■■ - ■■ U1
24.22	60	150	4 250	8.3	0.17	1332/55	✓	✓	✓	✓	✓						2KJ3301 - ■■■■■■ - ■■ T1
21.58	67	150	4 040	8.4	0.20	259/12	✓	✓	✓	✓	✓						2KJ3301 - ■■■■■■ - ■■ S1
19.92	73	150	3 910	8.4	0.24	259/13	✓	✓	✓	✓	✓						2KJ3301 - ■■■■■■ - ■■ R1
17.44	83	150	3 680	8.6	0.28	1221/70	✓	✓	✓	✓	✓						2KJ3301 - ■■■■■■ - ■■ Q1
15.29	95	150	3 470	8.8	0.30	1147/75	✓	✓	✓	✓	✓						2KJ3301 - ■■■■■■ - ■■ P1
13.88	104	150	3 320	8.9	0.38	111/8	✓	✓	✓	✓	✓						2KJ3301 - ■■■■■■ - ■■ N1
13.06	111	150	3 230	8.9	0.44	222/17	✓	✓	✓	✓	✓						2KJ3301 - ■■■■■■ - ■■ M1
11.51	126	143	3 100	8.6	0.50	518/45	✓	✓	✓	✓	✓						2KJ3301 - ■■■■■■ - ■■ L1
9.99	145	136	2 960	8.8	0.67	999/100	✓	✓	✓	✓	✓						2KJ3301 - ■■■■■■ - ■■ K1
9.69	150	143	2 660	13.8	0.26	2664/275	✓	✓	✓	✓	✓						2KJ3301 - ■■■■■■ - ■■ J1
8.63	168	130	2 640	14.0	0.32	259/30	✓	✓	✓	✓	✓						2KJ3301 - ■■■■■■ - ■■ H1
7.97	182	120	2 630	14.0	0.38	518/65	✓	✓	✓	✓	✓						2KJ3301 - ■■■■■■ - ■■ G1
6.98	208	123	2 440	14.5	0.46	1221/175	✓	✓	✓	✓	✓						2KJ3301 - ■■■■■■ - ■■ F1
6.12	237	114	2 370	15.0	0.53	2294/375	✓	✓	✓	✓	✓						2KJ3301 - ■■■■■■ - ■■ E1
5.55	261	108	2 320	15.3	0.66	111/20	✓	✓	✓	✓	✓						2KJ3301 - ■■■■■■ - ■■ D1
5.22	278	106	2 300	15.3	0.76	444/85	✓	✓	✓	✓	✓						2KJ3301 - ■■■■■■ - ■■ C1
4.60	315	97	2 280	15.3	0.92	1036/225	✓	✓	✓	✓	✓						2KJ3301 - ■■■■■■ - ■■ B1
4.00	362	91	2 250	15.0	1.21	999/250	✓	✓	✓	✓	✓						2KJ3301 - ■■■■■■ - ■■ A1

1) Only in conjunction with reduced-backlash version

Selection and ordering data (continued)

i	n ₂ rpm	T _{2N} Nm	F _{R2} N	φ ¹⁾	J _G 10 ⁻⁴ kgm ²	R _{ex}	Motor frame size										Article No.
							63	71	80	90	100	112	132	160	180	200	
FD.39																	
274.26	5.3	290	5 820	6.9	0.04	32637/119	✓	✓									2KJ3402 - ■■■■■■ - ■■ R1
243.26	6	290	5 820	7.0	0.05	8514/35	✓	✓	✓	✓							2KJ3402 - ■■■■■■ - ■■ Q1
211.06	6.9	290	5 820	7.0	0.06	251163/1190	✓	✓	✓	✓							2KJ3402 - ■■■■■■ - ■■ P1
191.87	7.6	290	5 820	7.0	0.07	22833/119	✓	✓	✓	✓							2KJ3402 - ■■■■■■ - ■■ N1
164.56	8.8	290	5 820	7.0	0.09	97911/595	✓	✓	✓	✓							2KJ3402 - ■■■■■■ - ■■ M1
149.60	9.7	290	5 820	7.0	0.11	17802/119	✓	✓	✓	✓							2KJ3402 - ■■■■■■ - ■■ L1
131.17	11	290	5 820	7.0	0.12	15609/119	✓	✓	✓	✓	✓	✓					2KJ3402 - ■■■■■■ - ■■ K1
117.08	12	290	5 820	7.0	0.15	13932/119	✓	✓	✓	✓	✓	✓					2KJ3402 - ■■■■■■ - ■■ J1
104.34	14	290	5 820	7.0	0.18	7095/68	✓	✓	✓	✓	✓	✓					2KJ3402 - ■■■■■■ - ■■ H1
96.31	15	290	5 820	7.0	0.21	21285/221	✓	✓	✓	✓	✓	✓					2KJ3402 - ■■■■■■ - ■■ G1
84.32	17	290	5 820	7.1	0.25	140481/1666	✓	✓	✓	✓	✓	✓					2KJ3402 - ■■■■■■ - ■■ F1
73.93	20	290	5 820	7.1	0.24	43989/595	✓	✓	✓	✓	✓	✓					2KJ3402 - ■■■■■■ - ■■ E1
67.07	22	290	5 820	7.2	0.34	63855/952	✓	✓	✓	✓	✓	✓					2KJ3402 - ■■■■■■ - ■■ D1
63.13	23	290	5 820	7.2	0.40	127710/2023	✓	✓	✓	✓	✓	✓					2KJ3402 - ■■■■■■ - ■■ C1
55.65	26	290	5 820	7.2	0.44	946/17	✓	✓	✓	✓	✓	✓					2KJ3402 - ■■■■■■ - ■■ B1
48.29	30	290	5 820	7.2	0.59	114939/2380	✓	✓	✓	✓	✓	✓					2KJ3402 - ■■■■■■ - ■■ A1
FZ.39																	
65.21	22	290	6 040	6.3	0.06	913/14	✓	✓									2KJ3302 - ■■■■■■ - ■■ B2
57.99	25	230	6 000	6.6	0.08	4059/70	✓	✓	✓	✓							2KJ3302 - ■■■■■■ - ■■ A2
50.91	28	240	5 950	6.6	0.09	1782/35	✓	✓	✓	✓							2KJ3302 - ■■■■■■ - ■■ X1
46.29	31	255	5 820	6.6	0.11	324/7	✓	✓	✓	✓							2KJ3302 - ■■■■■■ - ■■ W1
39.60	37	290	5 950	6.7	0.13	198/5	✓	✓	✓	✓							2KJ3302 - ■■■■■■ - ■■ V1
36.00	40	255	5 480	6.7	0.16	36/1	✓	✓	✓	✓							2KJ3302 - ■■■■■■ - ■■ U1
31.82	46	285	5 320	6.8	0.19	891/28	✓	✓	✓	✓	✓	✓					2KJ3302 - ■■■■■■ - ■■ T1
28.93	50	275	5 080	6.8	0.26	405/14	✓	✓	✓	✓	✓	✓					2KJ3302 - ■■■■■■ - ■■ S1
25.34	57	265	4 930	6.9	0.30	1419/56	✓	✓	✓	✓	✓	✓					2KJ3302 - ■■■■■■ - ■■ R1
23.39	62	260	4 730	6.9	0.36	4257/182	✓	✓	✓	✓	✓	✓					2KJ3302 - ■■■■■■ - ■■ Q1
20.71	70	250	4 730	7.0	0.42	4059/196	✓	✓	✓	✓	✓	✓					2KJ3302 - ■■■■■■ - ■■ P1
17.24	84	235	4 450	7.2	0.57	3861/224	✓	✓	✓	✓	✓	✓					2KJ3302 - ■■■■■■ - ■■ N1
16.22	89	230	4 360	7.2	0.66	3861/238	✓	✓	✓	✓	✓	✓					2KJ3302 - ■■■■■■ - ■■ M1
14.54	100	220	4 220	7.3	0.74	407/28	✓	✓	✓	✓	✓	✓					2KJ3302 - ■■■■■■ - ■■ L1
12.38	117	210	3 990	7.5	0.97	99/8	✓	✓	✓	✓	✓	✓					2KJ3302 - ■■■■■■ - ■■ K1
10.61	137	199	3 790	7.7	1.28	297/28			✓	✓	✓	✓					2KJ3302 - ■■■■■■ - ■■ J1
9.13	159	189	3 610	7.9	1.65	1023/112			✓	✓	✓	✓					2KJ3302 - ■■■■■■ - ■■ H1
8.10	179	167	3 430	12.1	0.70	3403/420	✓	✓	✓	✓	✓	✓					2KJ3302 - ■■■■■■ - ■■ G1
6.74	215	152	3 270	12.5	0.96	1079/160	✓	✓	✓	✓	✓	✓					2KJ3302 - ■■■■■■ - ■■ F1
6.35	228	149	3 200	12.5	1.11	1079/170	✓	✓	✓	✓	✓	✓					2KJ3302 - ■■■■■■ - ■■ E1
5.69	255	140	3 120	12.9	1.29	3071/540	✓	✓	✓	✓	✓	✓					2KJ3302 - ■■■■■■ - ■■ D1
4.84	300	128	3 000	13.4	1.73	581/120	✓	✓	✓	✓	✓	✓					2KJ3302 - ■■■■■■ - ■■ C1
4.15	349	118	2 950	13.9	2.30	83/20			✓	✓	✓	✓					2KJ3302 - ■■■■■■ - ■■ B1
3.57	406	108	2 890	14.5	3.00	2573/720			✓	✓	✓	✓					2KJ3302 - ■■■■■■ - ■■ A1

1) Only in conjunction with reduced-backlash version

SIMOGEAR geared motors

Parallel shaft geared motors

Transmission ratios and torques

Selection and ordering data (continued)

i	n ₂ rpm	T _{2N} Nm	F _{R2} N	φ ¹⁾	J _G 10 ⁻⁴ kgm ²	R _{ex} -	Motor frame size										Article No.
							63	71	80	90	100	112	132	160	180	200	
FD.49																	
330.98	4.4	480	7 960	6.2	0.06	26809/81	✓	✓									2KJ3403 - ■■■■■■ - ■■ S1
294.29	4.9	480	7 960	6.3	0.07	13243/45	✓	✓	✓	✓							2KJ3403 - ■■■■■■ - ■■ R1
258.40	5.6	480	7 960	6.3	0.08	1292/5	✓	✓	✓	✓							2KJ3403 - ■■■■■■ - ■■ Q1
234.91	6.2	480	7 960	6.3	0.10	2584/11	✓	✓	✓	✓							2KJ3403 - ■■■■■■ - ■■ P1
200.98	7.2	480	7 960	6.3	0.12	9044/45	✓	✓	✓	✓							2KJ3403 - ■■■■■■ - ■■ N1
182.71	7.9	480	7 960	6.3	0.14	18088/99	✓	✓	✓	✓							2KJ3403 - ■■■■■■ - ■■ M1
161.50	9	480	7 960	6.3	0.17	323/2	✓	✓	✓	✓	✓	✓					2KJ3403 - ■■■■■■ - ■■ L1
146.82	9.9	480	7 960	6.3	0.22	1615/11	✓	✓	✓	✓	✓	✓					2KJ3403 - ■■■■■■ - ■■ K1
128.60	11	480	7 960	6.3	0.26	13889/108	✓	✓	✓	✓	✓	✓					2KJ3403 - ■■■■■■ - ■■ J1
118.71	12	480	7 960	6.3	0.31	13889/117	✓	✓	✓	✓	✓	✓					2KJ3403 - ■■■■■■ - ■■ H1
105.10	14	480	7 960	6.4	0.37	13243/126	✓	✓	✓	✓	✓	✓	✓				2KJ3403 - ■■■■■■ - ■■ G1
87.48	17	480	7 960	6.4	0.50	4199/48	✓	✓	✓	✓	✓	✓	✓				2KJ3403 - ■■■■■■ - ■■ F1
82.33	18	480	7 960	6.4	0.59	247/3	✓	✓	✓	✓	✓	✓	✓				2KJ3403 - ■■■■■■ - ■■ E1
73.77	20	480	7 630	6.4	0.66	11951/162	✓	✓	✓	✓	✓	✓	✓				2KJ3403 - ■■■■■■ - ■■ D1
62.81	23	480	7 070	6.4	0.86	2261/36	✓	✓	✓	✓	✓	✓	✓				2KJ3403 - ■■■■■■ - ■■ C1
53.83	27	480	6 560	6.5	1.13	323/6			✓	✓	✓	✓	✓				2KJ3403 - ■■■■■■ - ■■ B1
46.36	31	480	6 080	6.5	1.46	10013/216			✓	✓	✓	✓	✓				2KJ3403 - ■■■■■■ - ■■ A1
FZ.49																	
61.43	24	480	6 990	6.0	0.18	1843/30	✓	✓	✓	✓							2KJ3303 - ■■■■■■ - ■■ X1
55.85	26	480	6 680	6.0	0.22	1843/33	✓	✓	✓	✓							2KJ3303 - ■■■■■■ - ■■ W1
47.50	31	480	6 160	6.0	0.27	95/2	✓	✓	✓	✓							2KJ3303 - ■■■■■■ - ■■ V1
43.18	34	480	5 870	6.0	0.33	475/11	✓	✓	✓	✓							2KJ3303 - ■■■■■■ - ■■ U1
38.53	38	480	5 530	6.1	0.39	1387/36	✓	✓	✓	✓	✓	✓					2KJ3303 - ■■■■■■ - ■■ T1
34.55	42	480	5 220	6.1	0.47	380/11	✓	✓	✓	✓	✓	✓					2KJ3303 - ■■■■■■ - ■■ S1
31.14	47	480	4 940	6.2	0.55	1121/36	✓	✓	✓	✓	✓	✓					2KJ3303 - ■■■■■■ - ■■ R1
28.74	50	480	4 730	6.1	0.65	1121/39	✓	✓	✓	✓	✓	✓					2KJ3303 - ■■■■■■ - ■■ Q1
26.24	55	480	4 490	6.2	0.77	551/21	✓	✓	✓	✓	✓	✓	✓				2KJ3303 - ■■■■■■ - ■■ P1
21.77	67	480	4 030	6.3	0.99	1045/48	✓	✓	✓	✓	✓	✓	✓				2KJ3303 - ■■■■■■ - ■■ N1
20.49	71	480	3 890	6.3	1.15	1045/51	✓	✓	✓	✓	✓	✓	✓				2KJ3303 - ■■■■■■ - ■■ M1
19.35	75	480	3 750	6.3	1.30	1045/54	✓	✓	✓	✓	✓	✓	✓				2KJ3303 - ■■■■■■ - ■■ L1
16.47	88	480	3 390	6.4	1.61	247/15	✓	✓	✓	✓	✓	✓	✓				2KJ3303 - ■■■■■■ - ■■ K1
14.11	103	480	3 060	6.6	1.99	931/66			✓	✓	✓	✓	✓				2KJ3303 - ■■■■■■ - ■■ J1
12.40	117	480	3 010	6.7	2.50	893/72			✓	✓	✓	✓	✓				2KJ3303 - ■■■■■■ - ■■ H1
10.46	139	480	3 140	6.8	3.10	722/69			✓	✓	✓	✓	✓				2KJ3303 - ■■■■■■ - ■■ G1
9.12	159	480	3 210	7.4	4.20	228/25			✓	✓	✓	✓	✓				2KJ3303 - ■■■■■■ - ■■ F1
8.40	173	450	3 010	9.3	2.20	42/5	✓	✓	✓	✓	✓	✓	✓				2KJ3303 - ■■■■■■ - ■■ E1
7.20	201	450	3 070	9.6	2.80	1029/143			✓	✓	✓	✓	✓				2KJ3303 - ■■■■■■ - ■■ D1
6.33	229	430	3 090	9.9	3.50	329/52			✓	✓	✓	✓	✓				2KJ3303 - ■■■■■■ - ■■ C1
5.34	272	400	3 080	10.2	4.60	1596/299			✓	✓	✓	✓	✓				2KJ3303 - ■■■■■■ - ■■ B1
4.65	312	375	3 060	11.3	6.10	1512/325			✓	✓	✓	✓	✓				2KJ3303 - ■■■■■■ - ■■ A1

1) Only in conjunction with reduced-backlash version

Selection and ordering data (continued)

i	n ₂ rpm	T _{2N} Nm	F _{R2} N	φ ¹⁾	J _G 10 ⁻⁴ kgm ²	R _{ex} -	Motor frame size										Article No.
							63	71	80	90	100	112	132	160	180	200	
FD.69																	
348.40	4.2	600	10 800	6.0	0.06	28220/81	✓	✓									2KJ3404 - ■■■■■■ - ■■ S1
309.78	4.7	600	10 800	6.0	0.07	2788/9	✓	✓	✓	✓							2KJ3404 - ■■■■■■ - ■■ R1
272.00	5.3	600	10 800	6.0	0.08	272/1	✓	✓	✓	✓							2KJ3404 - ■■■■■■ - ■■ Q1
247.27	5.9	600	10 800	6.0	0.10	2720/11	✓	✓	✓	✓							2KJ3404 - ■■■■■■ - ■■ P1
211.56	6.9	600	10 800	6.0	0.12	1904/9	✓	✓	✓	✓							2KJ3404 - ■■■■■■ - ■■ N1
192.32	7.5	600	10 800	6.0	0.14	19040/99	✓	✓	✓	✓							2KJ3404 - ■■■■■■ - ■■ M1
170.00	8.5	600	10 800	6.1	0.17	170/1	✓	✓	✓	✓	✓	✓					2KJ3404 - ■■■■■■ - ■■ L1
154.55	9.4	600	10 800	6.1	0.22	1700/11	✓	✓	✓	✓	✓	✓					2KJ3404 - ■■■■■■ - ■■ K1
135.37	11	600	10 800	6.1	0.26	3655/27	✓	✓	✓	✓	✓	✓					2KJ3404 - ■■■■■■ - ■■ J1
124.96	12	600	10 800	6.1	0.31	14620/117	✓	✓	✓	✓	✓	✓					2KJ3404 - ■■■■■■ - ■■ H1
110.63	13	600	10 800	6.1	0.38	6970/63	✓	✓	✓	✓	✓	✓	✓				2KJ3404 - ■■■■■■ - ■■ G1
92.08	16	600	10 800	6.1	0.51	1105/12	✓	✓	✓	✓	✓	✓	✓				2KJ3404 - ■■■■■■ - ■■ F1
86.67	17	600	10 800	6.1	0.60	260/3	✓	✓	✓	✓	✓	✓	✓				2KJ3404 - ■■■■■■ - ■■ E1
77.65	19	600	10 400	6.2	0.66	6290/81	✓	✓	✓	✓	✓	✓	✓				2KJ3404 - ■■■■■■ - ■■ D1
66.11	22	600	9 720	6.2	0.87	595/9	✓	✓	✓	✓	✓	✓	✓				2KJ3404 - ■■■■■■ - ■■ C1
56.67	26	600	9 050	6.2	1.15	170/3			✓	✓	✓	✓	✓				2KJ3404 - ■■■■■■ - ■■ B1
48.80	30	600	8 430	6.2	1.47	2635/54			✓	✓	✓	✓	✓				2KJ3404 - ■■■■■■ - ■■ A1
FZ.69																	
64.67	22	600	9 620	5.7	0.19	194/3	✓	✓	✓	✓							2KJ3304 - ■■■■■■ - ■■ X1
58.79	25	600	9 210	5.7	0.23	1940/33	✓	✓	✓	✓							2KJ3304 - ■■■■■■ - ■■ W1
50.00	29	600	8 530	5.8	0.29	50/1	✓	✓	✓	✓							2KJ3304 - ■■■■■■ - ■■ V1
45.45	32	600	8 140	5.8	0.35	500/11	✓	✓	✓	✓							2KJ3304 - ■■■■■■ - ■■ U1
40.56	36	600	7 700	5.8	0.41	365/9	✓	✓	✓	✓	✓	✓					2KJ3304 - ■■■■■■ - ■■ T1
36.36	40	600	7 290	5.9	0.49	400/11	✓	✓	✓	✓	✓	✓					2KJ3304 - ■■■■■■ - ■■ S1
32.78	44	600	6 920	5.9	0.58	295/9	✓	✓	✓	✓	✓	✓					2KJ3304 - ■■■■■■ - ■■ R1
30.26	48	600	6 640	5.9	0.69	1180/39	✓	✓	✓	✓	✓	✓					2KJ3304 - ■■■■■■ - ■■ Q1
27.62	52	600	6 330	5.9	0.83	580/21	✓	✓	✓	✓	✓	✓	✓				2KJ3304 - ■■■■■■ - ■■ P1
22.92	63	600	5 720	6.0	1.07	275/12	✓	✓	✓	✓	✓	✓	✓				2KJ3304 - ■■■■■■ - ■■ N1
21.57	67	600	5 540	6.0	1.23	1100/51	✓	✓	✓	✓	✓	✓	✓				2KJ3304 - ■■■■■■ - ■■ M1
20.37	71	600	5 360	6.0	1.39	550/27	✓	✓	✓	✓	✓	✓	✓				2KJ3304 - ■■■■■■ - ■■ L1
17.33	84	600	4 890	6.2	1.74	52/3	✓	✓	✓	✓	✓	✓	✓				2KJ3304 - ■■■■■■ - ■■ K1
14.85	98	600	4 450	6.2	2.20	490/33			✓	✓	✓	✓	✓				2KJ3304 - ■■■■■■ - ■■ J1
13.06	111	600	4 110	6.2	2.70	235/18			✓	✓	✓	✓	✓				2KJ3304 - ■■■■■■ - ■■ H1
11.01	132	600	4 040	6.2	3.50	760/69			✓	✓	✓	✓	✓				2KJ3304 - ■■■■■■ - ■■ G1
9.60	151	600	4 140	6.2	4.60	48/5			✓	✓	✓	✓	✓				2KJ3304 - ■■■■■■ - ■■ F1
8.90	163	475	4 040	8.9	2.40	89/10	✓	✓	✓	✓	✓	✓	✓				2KJ3304 - ■■■■■■ - ■■ E1
7.62	190	465	4 100	8.9	3.10	4361/572			✓	✓	✓	✓	✓				2KJ3304 - ■■■■■■ - ■■ D1
6.70	216	440	4 120	8.9	3.90	4183/624			✓	✓	✓	✓	✓				2KJ3304 - ■■■■■■ - ■■ C1
5.66	256	410	4 110	8.9	5.10	1691/299			✓	✓	✓	✓	✓				2KJ3304 - ■■■■■■ - ■■ B1
4.93	294	385	4 070	8.9	6.80	1602/325			✓	✓	✓	✓	✓				2KJ3304 - ■■■■■■ - ■■ A1

1) Only in conjunction with reduced-backlash version

SIMOGEAR geared motors

Parallel shaft geared motors

Transmission ratios and torques

Selection and ordering data (continued)

i	n ₂ rpm	T _{2N} Nm	F _{R2} N	φ ¹⁾	J _G 10 ⁻⁴ kgm ²	R _{ex} -	Motor frame size										Article No.
							63	71	80	90	100	112	132	160	180	200	
FD.79																	
357.00	4.1	1 000	13 600	5.6	0.17	57133/160	✓	✓	✓								2KJ3405 - ■■■■■■ - ■■ S1
324.62	4.5	1 000	13 600	5.6	0.20	57133/176	✓	✓	✓								2KJ3405 - ■■■■■■ - ■■ R1
276.09	5.3	1 000	13 600	5.6	0.25	8835/32	✓	✓	✓								2KJ3405 - ■■■■■■ - ■■ Q1
250.99	5.8	1 000	13 600	5.6	0.30	44175/176	✓	✓	✓								2KJ3405 - ■■■■■■ - ■■ P1
223.94	6.5	1 000	13 600	5.6	0.35	42997/192	✓	✓	✓	✓	✓						2KJ3405 - ■■■■■■ - ■■ N1
200.80	7.2	1 000	13 600	5.6	0.42	8835/44	✓	✓	✓	✓	✓						2KJ3405 - ■■■■■■ - ■■ M1
180.99	8	1 000	13 600	5.6	0.49	34751/192	✓	✓	✓	✓	✓						2KJ3405 - ■■■■■■ - ■■ L1
167.07	8.7	1 000	13 600	5.6	0.58	34751/208	✓	✓	✓	✓	✓						2KJ3405 - ■■■■■■ - ■■ K1
152.51	9.5	1 000	13 600	5.6	0.69	17081/112	✓	✓	✓	✓	✓	✓	✓				2KJ3405 - ■■■■■■ - ■■ J1
126.54	11	1 000	13 600	5.7	0.87	32395/256	✓	✓	✓	✓	✓	✓	✓				2KJ3405 - ■■■■■■ - ■■ H1
119.10	12	1 000	13 600	5.7	1.01	32395/272	✓	✓	✓	✓	✓	✓	✓				2KJ3405 - ■■■■■■ - ■■ G1
112.48	13	1 000	13 600	5.7	1.15	32395/288	✓	✓	✓	✓	✓	✓	✓				2KJ3405 - ■■■■■■ - ■■ F1
95.71	15	1 000	13 600	5.7	1.39	7657/80	✓	✓	✓	✓	✓	✓	✓				2KJ3405 - ■■■■■■ - ■■ E1
81.99	18	1 000	13 600	5.7	1.70	28861/352		✓	✓	✓	✓	✓	✓				2KJ3405 - ■■■■■■ - ■■ D1
72.09	20	1 000	13 600	5.7	2.10	27683/384		✓	✓	✓	✓	✓	✓				2KJ3405 - ■■■■■■ - ■■ C1
60.82	24	1 000	13 600	5.7	2.60	11191/184		✓	✓	✓	✓	✓	✓				2KJ3405 - ■■■■■■ - ■■ B1
53.01	27	1 000	13 600	5.8	3.50	5301/100		✓	✓	✓	✓	✓	✓				2KJ3405 - ■■■■■■ - ■■ A1
FZ.79																	
53.55	27	1 000	13 600	5.6	0.56	589/11	✓	✓	✓								2KJ3305 - ■■■■■■ - ■■ X1
48.03	30	1 000	13 600	5.6	0.77	1729/36	✓	✓	✓	✓	✓						2KJ3305 - ■■■■■■ - ■■ W1
43.18	34	1 000	13 600	5.7	0.87	475/11	✓	✓	✓	✓	✓						2KJ3305 - ■■■■■■ - ■■ V1
39.06	37	1 000	13 600	5.7	0.97	703/18	✓	✓	✓	✓	✓						2KJ3305 - ■■■■■■ - ■■ U1
36.05	40	1 000	13 600	5.7	1.15	1406/39	✓	✓	✓	✓	✓						2KJ3305 - ■■■■■■ - ■■ T1
33.02	44	1 000	13 600	5.7	1.49	1387/42	✓	✓	✓	✓	✓	✓	✓				2KJ3305 - ■■■■■■ - ■■ S1
27.71	52	1 000	13 600	5.7	1.62	665/24	✓	✓	✓	✓	✓	✓	✓				2KJ3305 - ■■■■■■ - ■■ R1
26.08	56	1 000	13 600	5.7	1.85	1330/51	✓	✓	✓	✓	✓	✓	✓				2KJ3305 - ■■■■■■ - ■■ Q1
23.93	61	1 000	13 600	5.7	2.0	646/27	✓	✓	✓	✓	✓	✓	✓				2KJ3305 - ■■■■■■ - ■■ P1
20.90	69	1 000	13 600	5.7	2.9	209/10	✓	✓	✓	✓	✓	✓	✓				2KJ3305 - ■■■■■■ - ■■ N1
18.71	77	1 000	12 900	5.7	3.6	1235/66		✓	✓	✓	✓	✓	✓				2KJ3305 - ■■■■■■ - ■■ M1
16.36	89	1 000	12 200	5.7	4.2	589/36		✓	✓	✓	✓	✓	✓				2KJ3305 - ■■■■■■ - ■■ L1
14.04	103	1 000	11 400	5.8	4.7	323/23		✓	✓	✓	✓	✓	✓				2KJ3305 - ■■■■■■ - ■■ K1
12.41	117	1 000	10 800	6.2	6.0	931/75		✓	✓	✓	✓	✓	✓				2KJ3305 - ■■■■■■ - ■■ J1
10.56	137	1 000	10 100	6.3	7.8	95/9			✓	✓	✓	✓	✓				2KJ3305 - ■■■■■■ - ■■ H1
9.05	160	1 000	9 980	6.5	10	190/21			✓	✓	✓	✓	✓				2KJ3305 - ■■■■■■ - ■■ G1
8.51	170	720	10 300	8.9	4.6	468/55		✓	✓	✓	✓	✓	✓				2KJ3305 - ■■■■■■ - ■■ F1
7.44	195	725	9 770	9.2	5.5	186/25		✓	✓	✓	✓	✓	✓				2KJ3305 - ■■■■■■ - ■■ E1
6.39	227	720	9 690	9.3	6.5	3672/575		✓	✓	✓	✓	✓	✓				2KJ3305 - ■■■■■■ - ■■ D1
5.64	257	700	9 620	10.2	8.3	3528/625		✓	✓	✓	✓	✓	✓				2KJ3305 - ■■■■■■ - ■■ C1
4.80	302	650	9 480	10.6	11	24/5			✓	✓	✓	✓	✓				2KJ3305 - ■■■■■■ - ■■ B1
4.11	353	605	9 310	11.0	15	144/35			✓	✓	✓	✓	✓				2KJ3305 - ■■■■■■ - ■■ A1

1) Only in conjunction with reduced-backlash version

Selection and ordering data (continued)

i	n ₂ rpm	T _{2N} Nm	F _{R2} N	φ ¹⁾	J _G 10 ⁻⁴ kgm ²	R _{ex} -	Motor frame size										Article No.
							63	71	80	90	100	112	132	160	180	200	
FD.89																	
335.30	4.3	1 850	17 400	5.1	0.42	370512/1105			✓	✓	✓	✓					2KJ3406 - ■■■■■■ - ■■ S1
304.82	4.8	1 850	17 400	5.1	0.51	741024/2431			✓	✓	✓	✓					2KJ3406 - ■■■■■■ - ■■ R1
273.41	5.3	1 850	17 400	5.1	0.71	4648/17			✓	✓	✓	✓					2KJ3406 - ■■■■■■ - ■■ Q1
245.82	5.9	1 850	17 400	5.1	0.79	597600/2431			✓	✓	✓	✓					2KJ3406 - ■■■■■■ - ■■ P1
222.33	6.5	1 850	17 400	5.1	0.88	49136/221			✓	✓	✓	✓					2KJ3406 - ■■■■■■ - ■■ N1
205.23	7.1	1 850	17 400	5.1	1.03	589632/2873			✓	✓	✓	✓					2KJ3406 - ■■■■■■ - ■■ M1
188.00	7.7	1 850	17 400	5.1	1.35	290832/1547			✓	✓	✓	✓	✓	✓			2KJ3406 - ■■■■■■ - ■■ L1
157.74	9.2	1 850	17 400	5.1	1.43	34860/221			✓	✓	✓	✓	✓	✓			2KJ3406 - ■■■■■■ - ■■ K1
148.46	9.8	1 850	17 400	5.1	1.64	557760/3757			✓	✓	✓	✓	✓	✓			2KJ3406 - ■■■■■■ - ■■ J1
136.21	11	1 850	17 400	5.1	1.79	5312/39			✓	✓	✓	✓	✓	✓			2KJ3406 - ■■■■■■ - ■■ H1
118.98	12	1 850	17 400	5.1	2.6	131472/1105			✓	✓	✓	✓	✓	✓			2KJ3406 - ■■■■■■ - ■■ G1
106.52	14	1 850	17 400	5.1	3.1	19920/187			✓	✓	✓	✓	✓	✓			2KJ3406 - ■■■■■■ - ■■ F1
93.14	16	1 850	17 400	5.1	3.7	20584/221			✓	✓	✓	✓	✓	✓			2KJ3406 - ■■■■■■ - ■■ E1
79.95	18	1 850	17 400	5.2	4.0	23904/299			✓	✓	✓	✓	✓	✓			2KJ3406 - ■■■■■■ - ■■ D1
70.67	21	1 850	17 400	5.2	5.1	390432/5525			✓	✓	✓	✓	✓	✓			2KJ3406 - ■■■■■■ - ■■ C1
60.09	24	1 850	17 400	5.3	6.5	13280/221				✓	✓	✓	✓	✓			2KJ3406 - ■■■■■■ - ■■ B1
51.51	28	1 850	17 400	5.3	8.5	79680/1547				✓	✓	✓	✓	✓			2KJ3406 - ■■■■■■ - ■■ A1
FZ.89																	
61.72	23	1 850	17 400	4.8	1.38	2407/39			✓	✓	✓	✓					2KJ3306 - ■■■■■■ - ■■ B2
55.72	26	1 850	17 400	4.8	1.51	7968/143			✓	✓	✓	✓					2KJ3306 - ■■■■■■ - ■■ A2
50.54	29	1 850	17 400	4.8	1.77	7885/156			✓	✓	✓	✓					2KJ3306 - ■■■■■■ - ■■ X1
46.66	31	1 850	17 400	4.8	2.1	7885/169			✓	✓	✓	✓					2KJ3306 - ■■■■■■ - ■■ W1
42.41	34	1 850	17 400	4.9	2.4	7719/182			✓	✓	✓	✓	✓	✓			2KJ3306 - ■■■■■■ - ■■ V1
35.91	40	1 850	17 400	4.9	2.9	3735/104			✓	✓	✓	✓	✓	✓			2KJ3306 - ■■■■■■ - ■■ U1
33.80	43	1 850	17 400	4.9	3.0	7470/221			✓	✓	✓	✓	✓	✓			2KJ3306 - ■■■■■■ - ■■ T1
31.21	46	1 850	17 400	5.0	4.5	3652/117			✓	✓	✓	✓	✓	✓			2KJ3306 - ■■■■■■ - ■■ S1
27.77	52	1 850	17 400	5.0	5.5	7221/260			✓	✓	✓	✓	✓	✓			2KJ3306 - ■■■■■■ - ■■ R1
24.67	59	1 850	17 400	5.0	6.7	7055/286			✓	✓	✓	✓	✓	✓			2KJ3306 - ■■■■■■ - ■■ Q1
22.08	66	1 850	17 400	5.1	6.7	6889/312			✓	✓	✓	✓	✓	✓			2KJ3306 - ■■■■■■ - ■■ P1
18.88	77	1 850	17 200	5.1	7.9	5644/299			✓	✓	✓	✓	✓	✓			2KJ3306 - ■■■■■■ - ■■ N1
16.86	86	1 850	16 400	5.4	10	5478/325			✓	✓	✓	✓	✓	✓	✓		2KJ3306 - ■■■■■■ - ■■ M1
14.90	97	1 850	15 500	5.5	12	581/39				✓	✓	✓	✓	✓			2KJ3306 - ■■■■■■ - ■■ L1
13.07	111	1 850	14 600	5.3	16	3569/273				✓	✓	✓	✓	✓			2KJ3306 - ■■■■■■ - ■■ K1
11.38	127	1 850	14 600	5.3	20	3403/299				✓	✓	✓	✓	✓			2KJ3306 - ■■■■■■ - ■■ J1
9.73	149	1 850	14 600	5.5	26	2656/273				✓	✓	✓	✓	✓			2KJ3306 - ■■■■■■ - ■■ H1
8.33	174	1 740	14 500	5.6	33	2490/299				✓	✓	✓	✓	✓			2KJ3306 - ■■■■■■ - ■■ G1
7.60	191	1 100	14 100	9.0	14	4752/625			✓	✓	✓	✓	✓	✓			2KJ3306 - ■■■■■■ - ■■ F1
6.72	216	1 110	14 000	9.2	17	168/25				✓	✓	✓	✓	✓			2KJ3306 - ■■■■■■ - ■■ E1
5.90	246	1 110	13 800	9.2	23	1032/175				✓	✓	✓	✓	✓			2KJ3306 - ■■■■■■ - ■■ D1
5.13	283	1 110	13 600	9.2	28	2952/575				✓	✓	✓	✓	✓			2KJ3306 - ■■■■■■ - ■■ C1
4.39	330	1 060	13 300	9.2	39	768/175				✓	✓	✓	✓	✓			2KJ3306 - ■■■■■■ - ■■ B1
3.76	386	985	12 900	9.5	50	432/115				✓	✓	✓	✓	✓			2KJ3306 - ■■■■■■ - ■■ A1

1) Only in conjunction with reduced-backlash version

SIMOGEAR geared motors

Parallel shaft geared motors

Transmission ratios and torques

Selection and ordering data (continued)

i	n ₂ rpm	T _{2N} Nm	F _{R2} N	φ ¹⁾	J _G 10 ⁻⁴ kgm ²	P _{ex} -	Motor frame size										Article No.
							63	71	80	90	100	112	132	160	180	200	
FD.109																	
410.00	3.5	3 100	25 000	6.5	1.27	332021/810				✓	✓	✓					2KJ3407 - ■■■■■■ - ■■ T1
370.00	3.9	3 100	25 000	6.5	1.37	183184/495				✓	✓	✓					2KJ3407 - ■■■■■■ - ■■ S1
335.70	4.3	3 100	25 000	6.5	1.61	217531/648				✓	✓	✓					2KJ3407 - ■■■■■■ - ■■ R1
309.87	4.7	3 100	25 000	6.5	1.89	217531/702				✓	✓	✓					2KJ3407 - ■■■■■■ - ■■ Q1
281.68	5.1	3 100	25 000	6.5	2.2	354919/1260				✓	✓	✓	✓	✓			2KJ3407 - ■■■■■■ - ■■ P1
238.52	6.1	3 100	25 000	6.5	2.6	11449/48				✓	✓	✓	✓	✓			2KJ3407 - ■■■■■■ - ■■ N1
224.49	6.5	3 100	25 000	6.5	2.6	11449/51				✓	✓	✓	✓	✓			2KJ3407 - ■■■■■■ - ■■ M1
207.31	7	3 100	25 000	6.5	4.0	251878/1215				✓	✓	✓	✓	✓			2KJ3407 - ■■■■■■ - ■■ L1
184.46	7.9	3 100	25 000	6.5	5.0	332021/1800				✓	✓	✓	✓	✓			2KJ3407 - ■■■■■■ - ■■ K1
163.83	8.9	3 100	25 000	6.5	5.9	194633/1188				✓	✓	✓	✓	✓			2KJ3407 - ■■■■■■ - ■■ J1
146.65	9.9	3 100	25 000	6.5	5.9	950267/6480				✓	✓	✓	✓	✓			2KJ3407 - ■■■■■■ - ■■ H1
125.37	12	3 100	25 000	6.5	6.7	389266/3105				✓	✓	✓	✓	✓			2KJ3407 - ■■■■■■ - ■■ G1
111.95	13	3 100	25 000	6.5	8.6	125939/1125				✓	✓	✓	✓	✓			2KJ3407 - ■■■■■■ - ■■ F1
98.94	15	3 100	25 000	6.5	9.6	80143/810				✓	✓	✓	✓	✓			2KJ3407 - ■■■■■■ - ■■ E1
86.83	17	3 100	25 000	6.5	14	492307/5670				✓	✓	✓	✓	✓			2KJ3407 - ■■■■■■ - ■■ D1
75.59	19	3 100	25 000	6.5	16	469409/6210				✓	✓	✓	✓	✓			2KJ3407 - ■■■■■■ - ■■ C1
64.62	22	3 100	25 000	6.5	21	183184/2835				✓	✓	✓	✓	✓			2KJ3407 - ■■■■■■ - ■■ B1
55.31	26	3 100	25 000	6.5	25	11449/207				✓	✓	✓	✓	✓			2KJ3407 - ■■■■■■ - ■■ A1
FZ.109																	
70.74	20	3 100	25 000	4.6	3.6	12733/180				✓	✓	✓					2KJ3307 - ■■■■■■ - ■■ B2
65.30	22	3 100	25 000	4.6	4.3	12733/195				✓	✓	✓					2KJ3307 - ■■■■■■ - ■■ A2
60.12	24	3 100	25 000	4.6	4.9	6313/105				✓	✓	✓	✓	✓			2KJ3307 - ■■■■■■ - ■■ X1
51.27	28	3 100	25 000	4.6	6.3	2461/48				✓	✓	✓	✓	✓			2KJ3307 - ■■■■■■ - ■■ W1
48.25	30	3 100	25 000	4.6	7.1	2461/51				✓	✓	✓	✓	✓			2KJ3307 - ■■■■■■ - ■■ V1
44.78	32	3 100	25 000	4.6	7.8	12091/270				✓	✓	✓	✓	✓			2KJ3307 - ■■■■■■ - ■■ U1
39.59	37	3 100	25 000	4.6	9.5	3959/100				✓	✓	✓	✓	✓			2KJ3307 - ■■■■■■ - ■■ T1
35.34	41	3 100	24 700	4.7	11	11663/330				✓	✓	✓	✓	✓			2KJ3307 - ■■■■■■ - ■■ S1
31.80	46	3 100	23 600	4.7	13	11449/360				✓	✓	✓	✓	✓			2KJ3307 - ■■■■■■ - ■■ R1
27.60	53	3 100	22 200	4.7	16	9523/345				✓	✓	✓	✓	✓			2KJ3307 - ■■■■■■ - ■■ Q1
24.82	58	3 100	21 200	4.9	19	3103/125				✓	✓	✓	✓	✓	✓		2KJ3307 - ■■■■■■ - ■■ P1
21.70	67	3 100	19 900	5.0	23	7811/360				✓	✓	✓	✓	✓	✓		2KJ3307 - ■■■■■■ - ■■ N1
19.36	75	3 100	18 900	5.0	27	2033/105				✓	✓	✓	✓	✓	✓		2KJ3307 - ■■■■■■ - ■■ M1
17.06	85	3 100	17 800	5.0	33	1177/69				✓	✓	✓	✓	✓	✓		2KJ3307 - ■■■■■■ - ■■ L1
14.95	97	3 100	16 700	5.1	40	4708/315				✓	✓	✓	✓	✓	✓		2KJ3307 - ■■■■■■ - ■■ K1
13.03	111	3 100	15 600	5.2	48	1498/115				✓	✓	✓	✓	✓	✓		2KJ3307 - ■■■■■■ - ■■ J1
11.89	122	3 060	15 600	5.2	56	107/9				✓	✓	✓	✓	✓	✓		2KJ3307 - ■■■■■■ - ■■ H1
10.23	142	2 880	15 900	5.3	70	1177/115					✓	✓	✓	✓	✓		2KJ3307 - ■■■■■■ - ■■ G1
9.02	161	2 090	16 100	7.6	36	1767/196				✓	✓	✓	✓	✓	✓		2KJ3307 - ■■■■■■ - ■■ F1
7.94	183	2 000	15 800	7.8	44	5115/644				✓	✓	✓	✓	✓	✓		2KJ3307 - ■■■■■■ - ■■ E1
6.96	208	1 900	15 700	7.9	54	341/49				✓	✓	✓	✓	✓	✓		2KJ3307 - ■■■■■■ - ■■ D1
6.07	239	1 800	15 600	8.1	68	279/46				✓	✓	✓	✓	✓	✓		2KJ3307 - ■■■■■■ - ■■ C1
5.54	262	1 730	15 400	8.2	79	155/28				✓	✓	✓	✓	✓	✓		2KJ3307 - ■■■■■■ - ■■ B1
4.77	304	1 620	15 200	8.4	102	3069/644					✓	✓	✓	✓	✓		2KJ3307 - ■■■■■■ - ■■ A1

1) Only in conjunction with reduced-backlash version

Selection and ordering data (continued)

i	n ₂ rpm	T _{2N} Nm	F _{R2} N	φ ¹⁾	J _G 10 ⁻⁴ kgm ²	R _{ex} -	Motor frame size										Article No.
							63	71	80	90	100	112	132	160	180	200	
FD.129																	
413.00	3.5	4 850	37 200	5.5	3.3	9911/24				✓	✓	✓					2KJ3408 - ■■■■■■ - ■■ T1
381.00	3.8	4 850	37 200	5.5	3.9	9911/26				✓	✓	✓					2KJ3408 - ■■■■■■ - ■■ S1
351.00	4.1	4 850	37 200	5.5	4.5	34397/98				✓	✓	✓	✓	✓			2KJ3408 - ■■■■■■ - ■■ R1
299.31	4.8	4 850	37 200	5.5	5.6	67045/224				✓	✓	✓	✓	✓			2KJ3408 - ■■■■■■ - ■■ Q1
281.70	5.1	4 850	37 200	5.5	6.4	67045/238				✓	✓	✓	✓	✓			2KJ3408 - ■■■■■■ - ■■ P1
261.42	5.5	4 850	37 200	5.5	6.9	65879/252				✓	✓	✓	✓	✓			2KJ3408 - ■■■■■■ - ■■ N1
231.12	6.3	4 850	37 200	5.5	8.4	64713/280				✓	✓	✓	✓	✓			2KJ3408 - ■■■■■■ - ■■ M1
206.32	7	4 850	37 200	5.5	10	5777/28				✓	✓	✓	✓	✓			2KJ3408 - ■■■■■■ - ■■ L1
185.66	7.8	4 850	37 200	5.5	12	62381/336				✓	✓	✓	✓	✓			2KJ3408 - ■■■■■■ - ■■ K1
161.14	9	4 850	37 200	5.5	14	51887/322				✓	✓	✓	✓	✓			2KJ3408 - ■■■■■■ - ■■ J1
144.92	10	4 850	37 200	5.5	16	50721/350				✓	✓	✓	✓	✓			2KJ3408 - ■■■■■■ - ■■ H1
126.66	11	4 850	37 200	5.5	19	42559/336					✓	✓	✓	✓			2KJ3408 - ■■■■■■ - ■■ G1
113.03	13	4 850	37 200	5.5	23	11077/98					✓	✓	✓	✓			2KJ3408 - ■■■■■■ - ■■ F1
99.58	15	4 850	37 200	5.5	27	32065/322					✓	✓	✓	✓			2KJ3408 - ■■■■■■ - ■■ E1
87.25	17	4 850	37 200	5.5	32	12826/147					✓	✓	✓	✓			2KJ3408 - ■■■■■■ - ■■ D1
76.04	19	4 850	37 200	5.5	37	1749/23					✓	✓	✓	✓			2KJ3408 - ■■■■■■ - ■■ C1
69.40	21	4 850	37 200	5.5	44	2915/42					✓	✓	✓	✓			2KJ3408 - ■■■■■■ - ■■ B1
59.75	24	4 850	37 200	5.5	53	19239/322						✓	✓				2KJ3408 - ■■■■■■ - ■■ A1
FZ.129																	
69.20	21	4 850	37 200	5.1	7.7	13563/196					✓	✓	✓	✓	✓		2KJ3308 - ■■■■■■ - ■■ A2
59.22	24	4 850	37 200	5.1	9.7	6633/112					✓	✓	✓	✓	✓		2KJ3308 - ■■■■■■ - ■■ X1
55.74	26	4 850	37 200	5.1	11	6633/119					✓	✓	✓	✓	✓		2KJ3308 - ■■■■■■ - ■■ W1
52.25	28	4 850	36 600	5.1	12	209/4					✓	✓	✓	✓	✓		2KJ3308 - ■■■■■■ - ■■ V1
46.32	31	4 850	34 800	5.1	15	12969/280					✓	✓	✓	✓	✓		2KJ3308 - ■■■■■■ - ■■ U1
41.14	35	4 850	33 100	5.1	18	288/7					✓	✓	✓	✓	✓		2KJ3308 - ■■■■■■ - ■■ T1
37.12	39	4 850	31 700	5.1	21	297/8					✓	✓	✓	✓	✓		2KJ3308 - ■■■■■■ - ■■ S1
32.90	44	4 850	30 100	5.2	26	10593/322					✓	✓	✓	✓	✓		2KJ3308 - ■■■■■■ - ■■ R1
29.13	50	4 850	28 500	5.3	29	10197/350					✓	✓	✓	✓	✓		2KJ3308 - ■■■■■■ - ■■ Q1
25.93	56	4 850	27 100	5.3	35	363/14					✓	✓	✓	✓	✓	✓	2KJ3308 - ■■■■■■ - ■■ P1
23.23	62	4 850	25 800	5.3	41	2277/98					✓	✓	✓	✓	✓	✓	2KJ3308 - ■■■■■■ - ■■ N1
20.60	70	4 850	24 400	5.3	49	6633/322					✓	✓	✓	✓	✓	✓	2KJ3308 - ■■■■■■ - ■■ M1
18.18	80	4 850	23 000	5.4	60	891/49					✓	✓	✓	✓	✓	✓	2KJ3308 - ■■■■■■ - ■■ L1
15.99	91	4 800	21 700	5.4	73	2574/161					✓	✓	✓	✓	✓	✓	2KJ3308 - ■■■■■■ - ■■ K1
14.48	100	4 690	21 000	5.5	83	1419/98					✓	✓	✓	✓	✓	✓	2KJ3308 - ■■■■■■ - ■■ J1
12.61	115	4 530	20 100	5.5	101	4059/322						✓	✓	✓	✓	✓	2KJ3308 - ■■■■■■ - ■■ H1
10.34	140	4 320	20 400	5.5	135	1881/182						✓	✓	✓	✓	✓	2KJ3308 - ■■■■■■ - ■■ G1
9.80	148	3 630	19 600	8.1	64	2479/253					✓	✓	✓	✓	✓	✓	2KJ3308 - ■■■■■■ - ■■ F1
8.65	168	3 640	19 700	8.1	79	666/77					✓	✓	✓	✓	✓	✓	2KJ3308 - ■■■■■■ - ■■ E1
7.60	191	3 620	19 800	8.1	97	1924/253					✓	✓	✓	✓	✓	✓	2KJ3308 - ■■■■■■ - ■■ D1
6.89	210	3 630	19 700	8.2	112	1591/231					✓	✓	✓	✓	✓	✓	2KJ3308 - ■■■■■■ - ■■ C1
6.00	242	3 640	19 600	8.3	140	1517/253						✓	✓	✓	✓	✓	2KJ3308 - ■■■■■■ - ■■ B1
4.92	295	3 030	19 300	8.5	192	703/143						✓	✓	✓	✓	✓	2KJ3308 - ■■■■■■ - ■■ A1

¹⁾ Only in conjunction with reduced-backlash version

SIMOGEAR geared motors

Parallel shaft geared motors

Transmission ratios and torques

Selection and ordering data (continued)

i	n ₂ rpm	T _{2N} Nm	F _{R2} N	φ ¹⁾	J _G 10 ⁻⁴ kgm ²	R _{ex} -	Motor frame size										Article No.	
							63	71	80	90	100	112	132	160	180	200		225
FD.149																		
377.00	3.8	8 000	65 000	4.8	7.1	18495/49					✓	✓	✓	✓				2KJ3410 - ■■■■■■ - ■■ W1
323.04	4.5	8 000	65 000	4.8	9	9045/28					✓	✓	✓	✓				2KJ3410 - ■■■■■■ - ■■ V1
304.03	4.8	8 000	65 000	4.8	10	36180/119					✓	✓	✓	✓				2KJ3410 - ■■■■■■ - ■■ U1
285.00	5.1	8 000	65 000	4.8	11	285/1					✓	✓	✓	✓				2KJ3410 - ■■■■■■ - ■■ T1
252.64	5.7	8 000	65 000	4.8	14	3537/14					✓	✓	✓	✓				2KJ3410 - ■■■■■■ - ■■ S1
224.42	6.5	8 000	65 000	4.8	16	17280/77					✓	✓	✓	✓				2KJ3410 - ■■■■■■ - ■■ R1
202.50	7.2	8 000	65 000	4.8	19	405/2					✓	✓	✓	✓				2KJ3410 - ■■■■■■ - ■■ Q1
179.44	8.1	8 000	65 000	4.8	23	28890/161					✓	✓	✓	✓				2KJ3410 - ■■■■■■ - ■■ P1
158.91	9.1	8 000	65 000	4.8	26	5562/35					✓	✓	✓	✓	✓			2KJ3410 - ■■■■■■ - ■■ N1
141.43	10	8 000	65 000	4.8	31	990/7					✓	✓	✓	✓	✓			2KJ3410 - ■■■■■■ - ■■ M1
126.73	11	8 000	65 000	4.8	37	6210/49					✓	✓	✓	✓	✓	✓		2KJ3410 - ■■■■■■ - ■■ L1
112.36	13	8 000	63 600	4.8	43	18090/161					✓	✓	✓	✓	✓	✓		2KJ3410 - ■■■■■■ - ■■ K1
99.18	15	8 000	60 700	4.8	53	4860/49					✓	✓	✓	✓	✓	✓	✓	2KJ3410 - ■■■■■■ - ■■ J1
87.20	17	8 000	57 700	4.8	63	14040/161					✓	✓	✓	✓	✓	✓	✓	2KJ3410 - ■■■■■■ - ■■ H1
78.98	18	8 000	54 800	4.8	71	3870/49					✓	✓	✓	✓	✓	✓	✓	2KJ3410 - ■■■■■■ - ■■ G1
68.76	21	8 000	52 600	4.9	85	11070/161						✓	✓	✓	✓	✓	✓	2KJ3410 - ■■■■■■ - ■■ F1
56.37	26	8 000	49 600	4.9	111	5130/91						✓	✓	✓	✓	✓	✓	2KJ3410 - ■■■■■■ - ■■ E1
50.01	29	8 000	45 600	5.2	73	37960/759					✓	✓	✓	✓	✓	✓	✓	2KJ3410 - ■■■■■■ - ■■ D1
45.30	32	8 000	43 300	5.2	83	31390/693					✓	✓	✓	✓	✓	✓	✓	2KJ3410 - ■■■■■■ - ■■ C1
39.43	37	7 970	41 400	5.2	102	29930/759						✓	✓	✓	✓	✓	✓	2KJ3410 - ■■■■■■ - ■■ B1
32.33	45	7 510	39 000	5.2	135	13870/429						✓	✓	✓	✓	✓	✓	2KJ3410 - ■■■■■■ - ■■ A1
FZ.149																		
48.48	30	8 000	42 700	4.6	31	1600/33					✓	✓	✓	✓				2KJ3310 - ■■■■■■ - ■■ T1
43.89	33	8 000	40 800	4.6	36	395/9					✓	✓	✓	✓				2KJ3310 - ■■■■■■ - ■■ S1
38.55	38	8 000	38 500	4.6	44	2660/69					✓	✓	✓	✓				2KJ3310 - ■■■■■■ - ■■ R1
34.93	42	8 000	36 800	4.6	51	524/15					✓	✓	✓	✓	✓			2KJ3310 - ■■■■■■ - ■■ Q1
31.11	47	8 000	34 900	4.7	60	280/9					✓	✓	✓	✓	✓			2KJ3310 - ■■■■■■ - ■■ P1
27.94	52	8 000	33 100	4.7	72	1760/63					✓	✓	✓	✓	✓	✓		2KJ3310 - ■■■■■■ - ■■ N1
24.93	58	8 000	31 300	4.7	84	1720/69					✓	✓	✓	✓	✓	✓		2KJ3310 - ■■■■■■ - ■■ M1
22.22	65	8 000	29 600	4.7	98	200/9					✓	✓	✓	✓	✓	✓	✓	2KJ3310 - ■■■■■■ - ■■ L1
19.71	74	8 000	27 800	4.7	117	1360/69					✓	✓	✓	✓	✓	✓	✓	2KJ3310 - ■■■■■■ - ■■ K1
18.10	80	8 000	26 600	4.8	132	380/21					✓	✓	✓	✓	✓	✓	✓	2KJ3310 - ■■■■■■ - ■■ J1
15.94	91	8 000	24 900	4.8	156	1100/69						✓	✓	✓	✓	✓	✓	2KJ3310 - ■■■■■■ - ■■ H1
13.08	111	7 620	23 200	4.9	212	170/13						✓	✓	✓	✓	✓	✓	2KJ3310 - ■■■■■■ - ■■ G1
11.47	126	7 320	23 700	4.9	241	172/15						✓	✓	✓	✓	✓	✓	2KJ3310 - ■■■■■■ - ■■ F1
8.97	162	6 770	24 500	6.2	379	260/29						✓	✓	✓	✓	✓	✓	2KJ3310 - ■■■■■■ - ■■ E1
8.09	179	5 690	23 900	6.2	200	2420/299						✓	✓	✓	✓	✓	✓	2KJ3310 - ■■■■■■ - ■■ D1
6.64	218	5 690	24 000	6.3	277	1122/169						✓	✓	✓	✓	✓	✓	2KJ3310 - ■■■■■■ - ■■ C1
5.82	249	5 680	24 000	6.6	325	1892/325						✓	✓	✓	✓	✓	✓	2KJ3310 - ■■■■■■ - ■■ B1
4.55	319	5 650	23 600	7.3	517	132/29						✓	✓	✓	✓	✓	✓	2KJ3310 - ■■■■■■ - ■■ A1

1) Only in conjunction with reduced-backlash version

Selection and ordering data (continued)

<i>i</i>	<i>n</i> ₂ rpm	<i>T</i> _{2N} Nm	<i>F</i> _{R2} N	φ ¹⁾	<i>J</i> _G 10 ⁻⁴ kgm ²	<i>R</i> _{ex} -	Motor frame size										Article No.
							63	71	80	90	100	112	132	160	180	200	
FD.169																	
368.00	3.9	13 600	73 500	4.4	18	106240/289					✓	✓	✓				2KJ3411 - ■■■■■■ - ■■ V1
343.01	4.2	13 600	73 500	4.4	19	52480/153					✓	✓	✓				2KJ3411 - ■■■■■■ - ■■ U1
304.94	4.8	13 600	73 500	4.4	24	5184/17					✓	✓	✓				2KJ3411 - ■■■■■■ - ■■ T1
273.80	5.3	13 600	73 500	4.4	28	51200/187					✓	✓	✓				2KJ3411 - ■■■■■■ - ■■ S1
247.84	5.9	13 600	73 500	4.4	33	12640/51					✓	✓	✓				2KJ3411 - ■■■■■■ - ■■ R1
217.70	6.7	13 600	73 500	4.4	40	85120/391					✓	✓	✓				2KJ3411 - ■■■■■■ - ■■ Q1
197.27	7.4	13 600	73 500	4.4	46	16768/85					✓	✓	✓	✓			2KJ3411 - ■■■■■■ - ■■ P1
175.69	8.3	13 600	73 500	4.4	54	8960/51					✓	✓	✓	✓	✓		2KJ3411 - ■■■■■■ - ■■ N1
157.76	9.2	13 600	73 500	4.4	64	56320/357					✓	✓	✓	✓	✓	✓	2KJ3411 - ■■■■■■ - ■■ M1
140.77	10	13 600	73 500	4.4	74	55040/391					✓	✓	✓	✓	✓	✓	2KJ3411 - ■■■■■■ - ■■ L1
125.49	12	13 600	73 500	4.4	86	6400/51					✓	✓	✓	✓	✓	✓	2KJ3411 - ■■■■■■ - ■■ K1
111.30	13	13 600	73 500	4.4	101	2560/23					✓	✓	✓	✓	✓	✓	2KJ3411 - ■■■■■■ - ■■ J1
102.18	14	13 600	73 500	4.4	113	12160/119					✓	✓	✓	✓	✓	✓	2KJ3411 - ■■■■■■ - ■■ H1
90.03	16	13 600	73 500	4.4	132	35200/391						✓	✓	✓	✓	✓	2KJ3411 - ■■■■■■ - ■■ G1
73.85	20	13 600	71 200	4.5	176	960/13						✓	✓	✓	✓	✓	2KJ3411 - ■■■■■■ - ■■ F1
64.75	22	13 600	67 400	4.5	194	5504/85						✓	✓	✓	✓	✓	2KJ3411 - ■■■■■■ - ■■ E1
50.63	29	13 600	60 600	4.5	302	24960/493						✓	✓	✓	✓	✓	2KJ3411 - ■■■■■■ - ■■ D1
46.55	31	13 600	58 300	4.7	201	3026/65						✓	✓	✓	✓	✓	2KJ3411 - ■■■■■■ - ■■ C1
40.82	36	13 600	55 000	4.7	226	15308/375						✓	✓	✓	✓	✓	2KJ3411 - ■■■■■■ - ■■ B1
31.92	45	13 600	53 400	4.8	355	4628/145						✓	✓	✓	✓	✓	2KJ3411 - ■■■■■■ - ■■ A1
FZ.169																	
44.93	32	12 400	59 900	4.2	68	3100/69					✓	✓	✓				2KJ3311 - ■■■■■■ - ■■ S1
41.07	35	13 600	55 100	4.3	80	616/15					✓	✓	✓	✓			2KJ3311 - ■■■■■■ - ■■ R1
36.94	39	13 600	52 500	4.3	95	665/18					✓	✓	✓	✓	✓		2KJ3311 - ■■■■■■ - ■■ Q1
33.02	44	13 600	49 800	4.4	111	2080/63					✓	✓	✓	✓	✓	✓	2KJ3311 - ■■■■■■ - ■■ P1
29.86	49	13 600	47 500	4.4	133	2060/69					✓	✓	✓	✓	✓	✓	2KJ3311 - ■■■■■■ - ■■ N1
26.35	55	13 600	44 700	4.4	157	1660/63					✓	✓	✓	✓	✓	✓	2KJ3311 - ■■■■■■ - ■■ M1
23.48	62	13 600	42 200	4.4	186	540/23					✓	✓	✓	✓	✓	✓	2KJ3311 - ■■■■■■ - ■■ L1
21.27	68	13 600	42 300	4.3	206	1340/63					✓	✓	✓	✓	✓	✓	2KJ3311 - ■■■■■■ - ■■ K1
19.13	76	13 600	42 800	4.3	249	440/23						✓	✓	✓	✓	✓	2KJ3311 - ■■■■■■ - ■■ J1
15.90	91	13 500	43 200	4.4	314	620/39						✓	✓	✓	✓	✓	2KJ3311 - ■■■■■■ - ■■ H1
14.13	103	12 900	43 200	4.4	386	212/15						✓	✓	✓	✓	✓	2KJ3311 - ■■■■■■ - ■■ G1
11.26	129	11 700	42 800	4.6	534	980/87						✓	✓	✓	✓	✓	2KJ3311 - ■■■■■■ - ■■ F1
8.97	162	10 400	41 900	4.8	710	260/29							✓	✓	✓	✓	2KJ3311 - ■■■■■■ - ■■ E1
8.07	180	8 350	39 300	5.9	396	1364/169						✓	✓	✓	✓	✓	2KJ3311 - ■■■■■■ - ■■ D1
7.18	202	8 310	38 900	5.9	489	2332/325						✓	✓	✓	✓	✓	2KJ3311 - ■■■■■■ - ■■ C1
5.72	253	8 210	37 800	6.4	697	2156/377						✓	✓	✓	✓	✓	2KJ3311 - ■■■■■■ - ■■ B1
4.55	319	7 300	36 400	6.8	967	132/29							✓	✓	✓	✓	2KJ3311 - ■■■■■■ - ■■ A1

¹⁾ Only in conjunction with reduced-backlash version

SIMOGEAR geared motors

Parallel shaft geared motors

Transmission ratios and torques

Selection and ordering data (continued)

i	n ₂ rpm	T _{2N} Nm	F _{R2} N	φ ¹⁾	J _G 10 ⁻⁴ kgm ²	R _{ex} -	Motor frame size										Article No.
							63	71	80	90	100	112	132	160	180	200	
FD.189																	
347.35	4.2	19 000	110 900	4.1	36	590499/1700					✓	✓	✓			2KJ3412 - ■■■■■■ - ■■ T1	
310.76	4.7	19 000	110 900	4.1	43	290563/935					✓	✓	✓			2KJ3412 - ■■■■■■ - ■■ S1	
280.27	5.2	19 000	110 900	4.1	49	571753/2040					✓	✓	✓			2KJ3412 - ■■■■■■ - ■■ R1	
247.71	5.9	19 000	110 900	4.1	61	290563/1173					✓	✓	✓			2KJ3412 - ■■■■■■ - ■■ Q1	
226.42	6.4	19 000	110 900	4.1	71	1443442/6375					✓	✓	✓	✓		2KJ3412 - ■■■■■■ - ■■ P1	
203.69	7.1	19 000	110 900	4.1	84	1246609/6120					✓	✓	✓	✓	✓	2KJ3412 - ■■■■■■ - ■■ N1	
182.03	8	19 000	110 900	4.1	98	139256/765					✓	✓	✓	✓	✓	2KJ3412 - ■■■■■■ - ■■ M1	
164.61	8.8	19 000	110 900	4.1	117	965419/5865					✓	✓	✓	✓	✓	2KJ3412 - ■■■■■■ - ■■ L1	
145.28	10	19 000	110 900	4.1	136	111137/765					✓	✓	✓	✓	✓	2KJ3412 - ■■■■■■ - ■■ K1	
129.45	11	19 000	110 900	4.1	160	253071/1955					✓	✓	✓	✓	✓	2KJ3412 - ■■■■■■ - ■■ J1	
117.27	12	19 000	110 900	4.1	175	89713/765					✓	✓	✓	✓	✓	2KJ3412 - ■■■■■■ - ■■ H1	
105.48	14	19 000	110 900	4.1	210	206206/1955						✓	✓	✓	✓	2KJ3412 - ■■■■■■ - ■■ G1	
87.65	17	19 000	108 200	4.1	258	22351/255						✓	✓	✓	✓	2KJ3412 - ■■■■■■ - ■■ F1	
77.92	19	19 000	103 200	4.1	314	496769/6375						✓	✓	✓	✓	2KJ3412 - ■■■■■■ - ■■ E1	
62.11	23	19 000	94 000	4.2	422	459277/7395						✓	✓	✓	✓	2KJ3412 - ■■■■■■ - ■■ D1	
49.43	29	19 000	85 400	4.2	533	121849/2465							✓	✓	✓	2KJ3412 - ■■■■■■ - ■■ C1	
40.61	36	19 000	78 400	4.4	478	35329/870						✓	✓	✓	✓	2KJ3412 - ■■■■■■ - ■■ B1	
32.32	45	19 000	70 800	4.4	621	9373/290							✓	✓	✓	2KJ3412 - ■■■■■■ - ■■ A1	
FZ.189																	
37.93	38	19 000	76 100	4.0	143	11948/315						✓	✓	✓	✓	2KJ3312 - ■■■■■■ - ■■ L1	
34.03	43	19 000	72 500	4.1	169	3914/115						✓	✓	✓	✓	2KJ3312 - ■■■■■■ - ■■ K1	
30.41	48	19 000	68 900	4.1	202	3193/105						✓	✓	✓	✓	2KJ3312 - ■■■■■■ - ■■ J1	
27.17	53	19 000	65 400	4.1	241	9373/345						✓	✓	✓	✓	2KJ3312 - ■■■■■■ - ■■ H1	
24.85	58	19 000	62 700	4.1	269	7828/315						✓	✓	✓	✓	2KJ3312 - ■■■■■■ - ■■ G1	
22.09	66	19 000	59 300	4.1	321	7622/345						✓	✓	✓	✓	2KJ3312 - ■■■■■■ - ■■ F1	
18.75	77	19 000	54 700	4.2	410	7313/390						✓	✓	✓	✓	2KJ3312 - ■■■■■■ - ■■ E1	
16.21	89	19 000	50 800	4.2	495	6077/375						✓	✓	✓	✓	2KJ3312 - ■■■■■■ - ■■ D1	
13.26	109	17 600	48 700	4.3	687	5768/435						✓	✓	✓	✓	2KJ3312 - ■■■■■■ - ■■ C1	
10.89	133	16 300	50 000	4.4	906	4738/435							✓	✓	✓	2KJ3312 - ■■■■■■ - ■■ B1	
8.47	171	14 700	50 400	4.8	1 333	3811/450								✓	✓	2KJ3312 - ■■■■■■ - ■■ A1	

1) Only in conjunction with reduced-backlash version

SIMOGEAR geared motors

Parallel shaft geared motors

Transmission ratios and torques for very low speeds

Selection and ordering data

<i>i</i>	<i>n</i> ₂ rpm	<i>T</i> _{2N} Nm	<i>F</i> _{R2} N	φ ¹⁾	<i>J</i> _G 10 ⁻⁴ kgm ²	<i>R</i> _{ex}	Motor frame size								Article No.
							63	71	80	90	100	112	132	160	
FZ.29-D19															
8 237	0.18	150	5 220	-	0.03	93697098/11375	✓	✓							2KJ3321 - ■■■■■ - ■■ P1
7 157	0.20	150	5 220	-	0.04	81408954/11375	✓	✓							2KJ3321 - ■■■■■ - ■■ N1
6 506	0.22	150	5 220	-	0.04	14801628/2275	✓	✓							2KJ3321 - ■■■■■ - ■■ M1
5 536	0.26	150	5 220	-	0.06	62976738/11375	✓	✓							2KJ3321 - ■■■■■ - ■■ L1
5 033	0.29	150	5 220	-	0.07	11450316/2275	✓	✓							2KJ3321 - ■■■■■ - ■■ K1
4 389	0.33	150	5 220	-	0.08	768009/175	✓	✓							2KJ3321 - ■■■■■ - ■■ J1
3 928	0.37	150	5 220	-	0.11	8936832/2275	✓	✓							2KJ3321 - ■■■■■ - ■■ H1
3 488	0.42	150	5 220	-	0.13	7936093/2275	✓	✓							2KJ3321 - ■■■■■ - ■■ G1
3 220	0.45	150	5 220	-	0.16	95233116/29575	✓	✓							2KJ3321 - ■■■■■ - ■■ F1
2 797	0.52	150	5 220	-	0.17	44544522/15925	✓	✓							2KJ3321 - ■■■■■ - ■■ E1
2 431	0.60	150	5 220	-	0.18	27648324/11375	✓	✓							2KJ3321 - ■■■■■ - ■■ D1
2 194	0.66	150	5 220	-	0.22	768009/350	✓	✓							2KJ3321 - ■■■■■ - ■■ C1
2 065	0.70	150	5 220	-	0.26	361416/175	✓	✓							2KJ3321 - ■■■■■ - ■■ B1
1 800	0.81	150	5 220	-	0.29	4096048/2275	✓	✓							2KJ3321 - ■■■■■ - ■■ A1
FZ.29-Z19															
1 760	0.82	150	5 220	-	0.02	1715912/975	✓	✓							2KJ3320 - ■■■■■ - ■■ R1
1 558	0.93	150	5 220	-	0.03	2532354/1625	✓	✓	✓						2KJ3320 - ■■■■■ - ■■ Q1
1 354	1.1	150	5 220	-	0.04	2200242/1625	✓	✓	✓						2KJ3320 - ■■■■■ - ■■ P1
1 231	1.2	150	5 220	-	0.05	400044/325	✓	✓	✓						2KJ3320 - ■■■■■ - ■■ N1
1 047	1.4	150	5 220	-	0.07	1702074/1625	✓	✓	✓						2KJ3320 - ■■■■■ - ■■ M1
952	1.5	150	5 220	-	0.08	309468/325	✓	✓	✓						2KJ3320 - ■■■■■ - ■■ L1
830	1.7	150	5 220	-	0.09	20757/25	✓	✓	✓						2KJ3320 - ■■■■■ - ■■ K1
743	2	150	5 220	-	0.12	241536/325	✓	✓	✓						2KJ3320 - ■■■■■ - ■■ J1
660	2.2	150	5 220	-	0.15	214489/325	✓	✓	✓						2KJ3320 - ■■■■■ - ■■ H1
609	2.4	150	5 220	-	0.18	2573868/4225	✓	✓	✓						2KJ3320 - ■■■■■ - ■■ G1
529	2.7	150	5 220	-	0.2	1203906/2275	✓	✓	✓						2KJ3320 - ■■■■■ - ■■ F1
460	3.2	150	5 220	-	0.21	747252/1625	✓	✓	✓						2KJ3320 - ■■■■■ - ■■ E1
415	3.5	150	5 220	-	0.27	20757/50	✓	✓	✓						2KJ3320 - ■■■■■ - ■■ D1
391	3.7	150	5 220	-	0.32	9768/25	✓	✓	✓						2KJ3320 - ■■■■■ - ■■ C1
340.63	4.3	150	5 220	-	0.36	110704/325	✓	✓	✓						2KJ3320 - ■■■■■ - ■■ B1
314.27	4.6	150	5 220	-	0.19	428978/1365	✓	✓	✓						2KJ3320 - ■■■■■ - ■■ A1

¹⁾ Only in conjunction with reduced-backlash version

SIMOGEAR geared motors

Parallel shaft geared motors

Transmission ratios and torques for very low speeds

Selection and ordering data (continued)

<i>i</i>	<i>n</i> ₂ rpm	<i>T</i> _{2N} Nm	<i>F</i> _{R2} N	φ ¹⁾	<i>J</i> _G 10 ⁻⁴ kgm ²	<i>R</i> _{ex}	Motor frame size								Article No.
							63	71	80	90	100	112	132	160	
FZ.39-D19															
8 247	0.18	230	6 040	-	0.04	262670067/31850	✓	✓						2KJ3323 - ■■■■■■ - ■■ N1	
7 497	0.19	230	6 040	-	0.04	23879097/3185	✓	✓						2KJ3323 - ■■■■■■ - ■■ M1	
6 380	0.23	230	6 040	-	0.06	203197599/31850	✓	✓						2KJ3323 - ■■■■■■ - ■■ L1	
5 800	0.25	230	6 040	-	0.07	18472509/3185	✓	✓						2KJ3323 - ■■■■■■ - ■■ K1	
5 057	0.29	230	6 040	-	0.08	4956039/980	✓	✓						2KJ3323 - ■■■■■■ - ■■ J1	
4 527	0.32	230	6 040	-	0.11	14417568/3185	✓	✓						2KJ3323 - ■■■■■■ - ■■ H1	
4 020	0.36	230	6 040	-	0.13	51212403/12740	✓	✓						2KJ3323 - ■■■■■■ - ■■ G1	
3 711	0.39	230	6 040	-	0.16	153637209/41405	✓	✓						2KJ3323 - ■■■■■■ - ■■ F1	
3 223	0.45	230	6 040	-	0.17	143725131/44590	✓	✓						2KJ3323 - ■■■■■■ - ■■ E1	
2 801	0.52	230	6 040	-	0.18	44604351/15925	✓	✓						2KJ3323 - ■■■■■■ - ■■ D1	
2 529	0.57	230	6 040	-	0.22	4956039/1960	✓	✓						2KJ3323 - ■■■■■■ - ■■ C1	
2 380	0.61	230	6 040	-	0.26	9912078/4165	✓	✓						2KJ3323 - ■■■■■■ - ■■ B1	
2 075	0.7	230	6 040	-	0.29	6608052/3185	✓	✓						2KJ3323 - ■■■■■■ - ■■ A1	
FZ.39-Z19															
2 028	0.71	230	6 040	-	0.02	922746/455	✓	✓						2KJ3322 - ■■■■■■ - ■■ T1	
1 796	0.81	230	6 040	-	0.03	8170767/4550	✓	✓	✓					2KJ3322 - ■■■■■■ - ■■ S1	
1 560	0.93	230	6 040	-	0.04	7099191/4550	✓	✓	✓					2KJ3322 - ■■■■■■ - ■■ R1	
1 418	1.0	230	6 040	-	0.05	645381/455	✓	✓	✓					2KJ3322 - ■■■■■■ - ■■ Q1	
1 207	1.2	230	6 040	-	0.07	5491827/4550	✓	✓	✓					2KJ3322 - ■■■■■■ - ■■ P1	
1 097	1.3	230	6 040	-	0.08	499257/455	✓	✓	✓					2KJ3322 - ■■■■■■ - ■■ N1	
957	1.5	230	6 040	-	0.09	133947/140	✓	✓	✓					2KJ3322 - ■■■■■■ - ■■ M1	
856	1.7	230	6 040	-	0.12	389664/455	✓	✓	✓					2KJ3322 - ■■■■■■ - ■■ L1	
761	1.9	230	6 040	-	0.15	1384119/1820	✓	✓	✓					2KJ3322 - ■■■■■■ - ■■ K1	
702	2.1	230	6 040	-	0.18	4152357/5915	✓	✓	✓					2KJ3322 - ■■■■■■ - ■■ J1	
610	2.4	230	6 040	-	0.2	3884463/6370	✓	✓	✓					2KJ3322 - ■■■■■■ - ■■ H1	
530	2.7	230	6 040	-	0.21	1205523/2275	✓	✓	✓					2KJ3322 - ■■■■■■ - ■■ G1	
478	3.0	230	6 040	-	0.27	133947/280	✓	✓	✓					2KJ3322 - ■■■■■■ - ■■ F1	
450	3.2	230	6 040	-	0.32	267894/595	✓	✓	✓					2KJ3322 - ■■■■■■ - ■■ E1	
393	3.7	230	6 040	-	0.36	178596/455	✓	✓	✓					2KJ3322 - ■■■■■■ - ■■ D1	
362	4.0	230	6 040	-	0.19	461373/1274	✓	✓	✓					2KJ3322 - ■■■■■■ - ■■ C1	
314.58	4.6	230	6 040	-	0.22	431607/1372	✓	✓	✓					2KJ3322 - ■■■■■■ - ■■ B1	
273.36	5.3	230	6 040	-	0.23	133947/490	✓	✓	✓					2KJ3322 - ■■■■■■ - ■■ A1	

¹⁾ Only in conjunction with reduced-backlash version

SIMOGEAR geared motors

Parallel shaft geared motors

Transmission ratios and torques for very low speeds

Selection and ordering data (continued)

<i>i</i>	<i>n</i> ₂ rpm	<i>T</i> _{2N} Nm	<i>F</i> _{R2} N	φ ¹⁾	<i>J</i> _G 10 ⁻⁴ kgm ²	<i>R</i> _{ex}	Motor frame size								Article No.
							63	71	80	90	100	112	132	160	
FD.49-D19															
14 685	0.10	480	7 960	-	0.07	14699730/1001	✓	✓						2KJ3425 - ■■■■■■ - ■■ C1	
12 805	0.11	480	7 960	-	0.08	179265/14	✓	✓						2KJ3425 - ■■■■■■ - ■■ B1	
11 461	0.13	480	7 960	-	0.11	11472960/1001	✓	✓						2KJ3425 - ■■■■■■ - ■■ A1	
FD.49-Z19															
752	1.9	480	7 960	-	0.21	3762/5	✓	✓	✓					2KJ3424 - ■■■■■■ - ■■ J1	
679	2.1	480	7 960	-	0.28	2717/4	✓	✓	✓					2KJ3424 - ■■■■■■ - ■■ H1	
639	2.3	480	7 960	-	0.32	10868/17	✓	✓	✓					2KJ3424 - ■■■■■■ - ■■ G1	
557	2.6	480	7 960	-	0.37	1672/3	✓	✓	✓					2KJ3424 - ■■■■■■ - ■■ F1	
514	2.8	480	7 960	-	0.20	32395/63	✓	✓	✓					2KJ3424 - ■■■■■■ - ■■ E1	
447	3.2	480	7 960	-	0.23	393965/882	✓	✓	✓					2KJ3424 - ■■■■■■ - ■■ D1	
388	3.7	480	7 960	-	0.25	2717/7	✓	✓	✓					2KJ3424 - ■■■■■■ - ■■ C1	
350	4.1	480	7 960	-	0.32	176605/504	✓	✓	✓					2KJ3424 - ■■■■■■ - ■■ B1	
329.79	4.4	480	7 960	-	0.37	353210/1071	✓	✓	✓					2KJ3424 - ■■■■■■ - ■■ A1	
FZ.49-D19															
11 357	0.13	480	7 960	-	0.02	46506262/4095	✓	✓						2KJ3325 - ■■■■■■ - ■■ Q1	
10 056	0.14	480	7 960	-	0.03	45756161/4550	✓	✓						2KJ3325 - ■■■■■■ - ■■ P1	
8 737	0.17	480	7 960	-	0.04	39755353/4550	✓	✓						2KJ3325 - ■■■■■■ - ■■ N1	
7 943	0.18	480	7 960	-	0.04	3614123/455	✓	✓						2KJ3325 - ■■■■■■ - ■■ M1	
6 759	0.21	480	7 960	-	0.06	30754141/4550	✓	✓						2KJ3325 - ■■■■■■ - ■■ L1	
6 145	0.24	480	7 960	-	0.07	2795831/455	✓	✓						2KJ3325 - ■■■■■■ - ■■ K1	
5 358	0.27	480	7 960	-	0.08	750101/140	✓	✓						2KJ3325 - ■■■■■■ - ■■ J1	
4 796	0.3	480	7 960	-	0.11	2182112/455	✓	✓						2KJ3325 - ■■■■■■ - ■■ H1	
4 259	0.34	480	7 960	-	0.13	23253131/5460	✓	✓						2KJ3325 - ■■■■■■ - ■■ G1	
3 931	0.37	480	7 960	-	0.16	23253131/5915	✓	✓						2KJ3325 - ■■■■■■ - ■■ F1	
3 415	0.42	480	7 960	-	0.17	21752929/6370	✓	✓						2KJ3325 - ■■■■■■ - ■■ E1	
2 967	0.49	480	7 960	-	0.18	6750909/2275	✓	✓						2KJ3325 - ■■■■■■ - ■■ D1	
2 679	0.54	480	7 960	-	0.22	750101/280	✓	✓						2KJ3325 - ■■■■■■ - ■■ C1	
2 521	0.58	480	7 960	-	0.26	1500202/595	✓	✓						2KJ3325 - ■■■■■■ - ■■ B1	
2 198	0.66	480	7 960	-	0.29	3000404/1365	✓	✓						2KJ3325 - ■■■■■■ - ■■ A1	
FZ.49-Z19															
2 149	0.67	480	7 960	-	0.02	1256926/585	✓	✓	✓					2KJ3324 - ■■■■■■ - ■■ J1	
1 903	0.76	480	7 960	-	0.03	1236653/650	✓	✓	✓					2KJ3324 - ■■■■■■ - ■■ H1	
1 653	0.88	480	7 960	-	0.04	1074469/650	✓	✓	✓					2KJ3324 - ■■■■■■ - ■■ G1	
1 503	0.96	480	7 960	-	0.05	97679/65	✓	✓	✓					2KJ3324 - ■■■■■■ - ■■ F1	
1 279	1.1	480	7 960	-	0.07	831193/650	✓	✓	✓					2KJ3324 - ■■■■■■ - ■■ E1	
1 163	1.2	480	7 960	-	0.08	75563/65	✓	✓	✓					2KJ3324 - ■■■■■■ - ■■ D1	
1 014	1.4	480	7 960	-	0.09	20273/20	✓	✓	✓					2KJ3324 - ■■■■■■ - ■■ C1	
907	1.6	480	7 960	-	0.13	58976/65	✓	✓	✓					2KJ3324 - ■■■■■■ - ■■ B1	
806	1.8	480	7 960	-	0.15	628463/780	✓	✓	✓					2KJ3324 - ■■■■■■ - ■■ A1	

¹⁾ Only in conjunction with reduced-backlash version

SIMOGEAR geared motors

Parallel shaft geared motors

Transmission ratios and torques for very low speeds

Selection and ordering data (continued)

i	n ₂ rpm	T _{2N} Nm	F _{R2} N	φ ¹⁾	J _G 10 ⁻⁴ kgm ²	R _{ex}	Motor frame size								Article No.
							63	71	80	90	100	112	132	160	
FD.69-D19															
13 479	0.11	600	10 800	-	0.08	94350/7	✓	✓						2KJ3427 - ■■■■■■ - ■■ B1	
12 065	0.12	600	10 800	-	0.11	12076800/1001	✓	✓						2KJ3427 - ■■■■■■ - ■■ A1	
FD.69-Z19															
1 200	1.2	600	10 800	-	0.32	1200/1	✓	✓	✓					2KJ3426 - ■■■■■■ - ■■ M1	
1 046	1.4	600	10 800	-	0.37	13600/13	✓	✓	✓					2KJ3426 - ■■■■■■ - ■■ L1	
965	1.5	600	10 800	-	0.19	263500/273	✓	✓	✓					2KJ3426 - ■■■■■■ - ■■ K1	
838	1.7	600	10 800	-	0.22	123250/147	✓	✓	✓					2KJ3426 - ■■■■■■ - ■■ J1	
729	2.0	600	10 800	-	0.23	5100/7	✓	✓	✓					2KJ3426 - ■■■■■■ - ■■ H1	
658	2.2	600	10 800	-	0.30	27625/42	✓	✓	✓					2KJ3426 - ■■■■■■ - ■■ G1	
619	2.3	600	10 800	-	0.35	13000/21	✓	✓	✓					2KJ3426 - ■■■■■■ - ■■ F1	
587	2.5	600	10 800	-	0.37	1760/3	✓	✓	✓					2KJ3426 - ■■■■■■ - ■■ E1	
541	2.7	600	10 800	-	0.20	34100/63	✓	✓	✓					2KJ3426 - ■■■■■■ - ■■ D1	
470	3.1	600	10 800	-	0.23	207350/441	✓	✓	✓					2KJ3426 - ■■■■■■ - ■■ C1	
409	3.5	600	10 800	-	0.25	2860/7	✓	✓	✓					2KJ3426 - ■■■■■■ - ■■ B1	
369	3.9	600	10 800	-	0.32	46475/126	✓	✓	✓					2KJ3426 - ■■■■■■ - ■■ A1	
FZ.69-D19															
11 955	0.12	600	10 800	-	0.02	9790792/819	✓	✓						2KJ3327 - ■■■■■■ - ■■ Q1	
10 586	0.14	600	10 800	-	0.03	4816438/455	✓	✓						2KJ3327 - ■■■■■■ - ■■ P1	
9 197	0.16	600	10 800	-	0.04	4184774/455	✓	✓						2KJ3327 - ■■■■■■ - ■■ N1	
8 361	0.17	600	10 800	-	0.04	760868/91	✓	✓						2KJ3327 - ■■■■■■ - ■■ M1	
7 115	0.20	600	10 800	-	0.06	3237278/455	✓	✓						2KJ3327 - ■■■■■■ - ■■ L1	
6 468	0.22	600	10 800	-	0.07	588596/91	✓	✓						2KJ3327 - ■■■■■■ - ■■ K1	
5 640	0.26	600	10 800	-	0.08	39479/7	✓	✓						2KJ3327 - ■■■■■■ - ■■ J1	
5 048	0.29	600	10 800	-	0.11	459392/91	✓	✓						2KJ3327 - ■■■■■■ - ■■ H1	
4 483	0.32	600	10 800	-	0.13	1223849/273	✓	✓						2KJ3327 - ■■■■■■ - ■■ G1	
4 138	0.35	600	10 800	-	0.16	4895396/1183	✓	✓						2KJ3327 - ■■■■■■ - ■■ F1	
3 595	0.4	600	10 800	-	0.17	2289782/637	✓	✓						2KJ3327 - ■■■■■■ - ■■ E1	
3 124	0.46	600	10 800	-	0.18	1421244/455	✓	✓						2KJ3327 - ■■■■■■ - ■■ D1	
2 820	0.51	600	10 800	-	0.22	39479/14	✓	✓						2KJ3327 - ■■■■■■ - ■■ C1	
2 654	0.55	600	10 800	-	0.26	315832/119	✓	✓						2KJ3327 - ■■■■■■ - ■■ B1	
2 314	0.63	600	10 800	-	0.29	631664/273	✓	✓						2KJ3327 - ■■■■■■ - ■■ A1	
FZ.69-Z19															
2 262	0.64	600	10 800	-	0.02	264616/117	✓	✓						2KJ3326 - ■■■■■■ - ■■ F1	
2 003	0.72	600	10 800	-	0.03	130174/65	✓	✓	✓					2KJ3326 - ■■■■■■ - ■■ E1	
1 740	0.83	600	10 800	-	0.04	113102/65	✓	✓	✓					2KJ3326 - ■■■■■■ - ■■ D1	
1 582	0.92	600	10 800	-	0.05	20564/13	✓	✓	✓					2KJ3326 - ■■■■■■ - ■■ C1	
1 346	1.1	600	10 800	-	0.07	87494/65	✓	✓	✓					2KJ3326 - ■■■■■■ - ■■ B1	
1 224	1.2	600	10 800	-	0.08	15908/13	✓	✓	✓					2KJ3326 - ■■■■■■ - ■■ A1	

¹⁾ Only in conjunction with reduced-backlash version

SIMOGEAR geared motors

Parallel shaft geared motors

Transmission ratios and torques for very low speeds

Selection and ordering data (continued)

i	n ₂ rpm	T _{2N} Nm	F _{R2} N	φ ¹⁾	J _G 10 ⁻⁴ kgm ²	R _{ex}	Motor frame size								Article No.
							63	71	80	90	100	112	132	160	
FD.79-D39															
17 865	0.08	1 000	13 600	-	0.08	583103521/32640	✓	✓	✓	✓					2KJ3430 - ■■■■■■ - ■■ E1
16 241	0.09	1 000	13 600	-	0.10	53009411/3264	✓	✓	✓	✓					2KJ3430 - ■■■■■■ - ■■ D1
14 240	0.10	1 000	13 600	-	0.12	278875597/19584	✓	✓	✓	✓	✓	✓			2KJ3430 - ■■■■■■ - ■■ C1
12 710	0.11	1 000	13 600	-	0.15	6914271/544	✓	✓	✓	✓	✓	✓			2KJ3430 - ■■■■■■ - ■■ B1
11 327	0.13	1 000	13 600	-	0.17	887331445/78336	✓	✓	✓	✓	✓	✓			2KJ3430 - ■■■■■■ - ■■ A1
FZ.79-D39															
11 301	0.13	1 000	13 600	-	0.03	155608271/13770	✓	✓							2KJ3330 - ■■■■■■ - ■■ N1
10 023	0.14	1 000	13 600	-	0.05	6765577/675	✓	✓							2KJ3330 - ■■■■■■ - ■■ M1
8 696	0.17	1 000	13 600	-	0.05	399169043/45900	✓	✓							2KJ3330 - ■■■■■■ - ■■ L1
7 906	0.18	1 000	13 600	-	0.07	399169043/50490	✓	✓	✓	✓					2KJ3330 - ■■■■■■ - ■■ K1
6 780	0.21	1 000	13 600	-	0.08	155608271/22950	✓	✓	✓	✓					2KJ3330 - ■■■■■■ - ■■ J1
6 164	0.24	1 000	13 600	-	0.10	155608271/25245	✓	✓	✓	✓					2KJ3330 - ■■■■■■ - ■■ H1
5 405	0.27	1 000	13 600	-	0.12	74421347/13770	✓	✓	✓	✓	✓	✓			2KJ3330 - ■■■■■■ - ■■ G1
4 824	0.30	1 000	13 600	-	0.15	13531154/2805	✓	✓	✓	✓	✓	✓			2KJ3330 - ■■■■■■ - ■■ F1
4 299	0.34	1 000	13 600	-	0.17	47359039/11016	✓	✓	✓	✓	✓	✓			2KJ3330 - ■■■■■■ - ■■ E1
3 968	0.37	1 000	13 600	-	0.21	3643003/918	✓	✓	✓	✓	✓	✓			2KJ3330 - ■■■■■■ - ■■ D1
3 474	0.42	1 000	13 600	-	0.25	10631621/3060	✓	✓	✓	✓	✓	✓			2KJ3330 - ■■■■■■ - ■■ C1
3 046	0.48	1 000	13 600	-	0.23	209732887/68850	✓	✓	✓	✓	✓	✓			2KJ3330 - ■■■■■■ - ■■ B1
2 764	0.52	1 000	13 600	-	0.33	6765577/2448	✓	✓	✓	✓	✓	✓			2KJ3330 - ■■■■■■ - ■■ A1
FZ.79-Z39															
2 687	0.54	1 000	13 600	-	0.06	13059137/4860	✓	✓							2KJ3328 - ■■■■■■ - ■■ S2
2 389	0.61	1 000	13 600	-	0.07	6450899/2700	✓	✓	✓	✓					2KJ3328 - ■■■■■■ - ■■ R1
2 098	0.69	1 000	13 600	-	0.08	157339/75	✓	✓	✓	✓					2KJ3328 - ■■■■■■ - ■■ Q1
1 907	0.76	1 000	13 600	-	0.10	314678/165	✓	✓	✓	✓					2KJ3328 - ■■■■■■ - ■■ P1
1 632	0.89	1 000	13 600	-	0.12	1101373/675	✓	✓	✓	✓					2KJ3328 - ■■■■■■ - ■■ N1
1 483	0.98	1 000	13 600	-	0.14	2202746/1485	✓	✓	✓	✓					2KJ3328 - ■■■■■■ - ■■ M1
1 311	1.1	1 000	13 600	-	0.17	157339/120	✓	✓	✓	✓	✓	✓			2KJ3328 - ■■■■■■ - ■■ L1
1 192	1.2	1 000	13 600	-	0.22	157339/132	✓	✓	✓	✓	✓	✓			2KJ3328 - ■■■■■■ - ■■ K1
1 044	1.4	1 000	13 600	-	0.26	6765577/6480	✓	✓	✓	✓	✓	✓			2KJ3328 - ■■■■■■ - ■■ J1
964	1.5	1 000	13 600	-	0.31	520429/540	✓	✓	✓	✓	✓	✓			2KJ3328 - ■■■■■■ - ■■ H1
853	1.7	1 000	13 600	-	0.36	921557/1080	✓	✓	✓	✓	✓	✓			2KJ3328 - ■■■■■■ - ■■ G1
710	2.0	1 000	13 600	-	0.48	2045407/2880	✓	✓	✓	✓	✓	✓			2KJ3328 - ■■■■■■ - ■■ F1
668	2.2	1 000	13 600	-	0.56	2045407/3060	✓	✓	✓	✓	✓	✓			2KJ3328 - ■■■■■■ - ■■ E1
599	2.4	1 000	13 600	-	0.61	5821543/9720	✓	✓	✓	✓	✓	✓			2KJ3328 - ■■■■■■ - ■■ D1
510	2.8	1 000	13 600	-	0.79	1101373/2160	✓	✓	✓	✓	✓	✓			2KJ3328 - ■■■■■■ - ■■ C1
437	3.3	1 000	13 600	-	1.03	157339/360			✓	✓	✓	✓			2KJ3328 - ■■■■■■ - ■■ B1
376	3.9	1 000	13 600	-	1.31	4877509/12960			✓	✓	✓	✓			2KJ3328 - ■■■■■■ - ■■ A1

¹⁾ Only in conjunction with reduced-backlash version

SIMOGEAR geared motors

Parallel shaft geared motors

Transmission ratios and torques for very low speeds

Selection and ordering data (continued)

<i>i</i>	<i>n</i> ₂ rpm	<i>T</i> _{2N} Nm	<i>F</i> _{R2} N	φ ¹⁾	<i>J</i> _G 10 ⁻⁴ kgm ²	<i>R</i> _{ex}	Motor frame size								Article No.
							63	71	80	90	100	112	132	160	
FD.89-D39															
17 750	0.08	1 850	17 400	-	0.12	15389528/867	✓	✓	✓	✓	✓	✓		2KJ3432 - ■■■■■■ - ■■ B1	
15 843	0.09	1 850	17 400	-	0.15	50365728/3179	✓	✓	✓	✓	✓	✓		2KJ3432 - ■■■■■■ - ■■ A1	
FD.89-Z39															
648	2.2	1 850	17 400	-	0.75	47389680/73117	✓	✓	✓	✓	✓	✓		2KJ3431 - ■■■■■■ - ■■ E1	
581	2.5	1 850	17 400	-	0.85	7493240/12903	✓	✓	✓	✓	✓	✓		2KJ3431 - ■■■■■■ - ■■ D1	
494	2.9	1 850	17 400	-	1.12	2126460/4301	✓	✓	✓	✓	✓	✓		2KJ3431 - ■■■■■■ - ■■ C1	
424	3.4	1 850	17 400	-	1.48	1822680/4301			✓	✓	✓	✓		2KJ3431 - ■■■■■■ - ■■ B1	
365	4	1 850	17 400	-	1.91	1569530/4301			✓	✓	✓	✓		2KJ3431 - ■■■■■■ - ■■ A1	
FZ.89-D39															
14 522	0.1	1 850	17 400	-	0.03	33327322/2295	✓	✓						2KJ3332 - ■■■■■■ - ■■ N1	
12 880	0.11	1 850	17 400	-	0.05	2898028/225	✓	✓						2KJ3332 - ■■■■■■ - ■■ M1	
11 175	0.13	1 850	17 400	-	0.05	42745913/3825	✓	✓						2KJ3332 - ■■■■■■ - ■■ L1	
10 159	0.14	1 850	17 400	-	0.07	85491826/8415	✓	✓	✓	✓				2KJ3332 - ■■■■■■ - ■■ K1	
8 713	0.17	1 850	17 400	-	0.08	33327322/3825	✓	✓	✓	✓				2KJ3332 - ■■■■■■ - ■■ J1	
7 921	0.18	1 850	17 400	-	0.10	66654644/8415	✓	✓	✓	✓				2KJ3332 - ■■■■■■ - ■■ H1	
6 945	0.21	1 850	17 400	-	0.12	15939154/2295	✓	✓	✓	✓	✓	✓		2KJ3332 - ■■■■■■ - ■■ G1	
6 299	0.23	1 850	17 400	-	0.15	5796056/935	✓	✓	✓	✓	✓	✓		2KJ3332 - ■■■■■■ - ■■ F1	
5 525	0.26	1 850	17 400	-	0.17	5071549/918	✓	✓	✓	✓	✓	✓		2KJ3332 - ■■■■■■ - ■■ E1	
5 100	0.28	1 850	17 400	-	0.21	10143098/1989	✓	✓	✓	✓	✓	✓		2KJ3332 - ■■■■■■ - ■■ D1	
4 465	0.32	1 850	17 400	-	0.25	1138511/255	✓	✓	✓	✓	✓	✓		2KJ3332 - ■■■■■■ - ■■ C1	
3 915	0.37	1 850	17 400	-	0.23	44919434/11475	✓	✓	✓	✓	✓	✓		2KJ3332 - ■■■■■■ - ■■ B1	
3 552	0.41	1 850	17 400	-	0.33	724507/204	✓	✓	✓	✓	✓	✓		2KJ3332 - ■■■■■■ - ■■ A1	
FZ.89-Z39															
3 453	0.42	1 850	17 400	-	0.06	1398467/405	✓	✓						2KJ3331 - ■■■■■■ - ■■ P1	
3 070	0.47	1 850	17 400	-	0.07	690809/225	✓	✓	✓	✓				2KJ3331 - ■■■■■■ - ■■ N1	
2 696	0.54	1 850	17 400	-	0.08	67396/25	✓	✓	✓	✓				2KJ3331 - ■■■■■■ - ■■ M1	
2 451	0.59	1 850	17 400	-	0.10	134792/55	✓	✓	✓	✓				2KJ3331 - ■■■■■■ - ■■ L1	
2 097	0.69	1 850	17 400	-	0.12	471772/225	✓	✓	✓	✓				2KJ3331 - ■■■■■■ - ■■ K1	
1 906	0.76	1 850	17 400	-	0.14	943544/495	✓	✓	✓	✓				2KJ3331 - ■■■■■■ - ■■ J1	
1 685	0.86	1 850	17 400	-	0.17	16849/10	✓	✓	✓	✓	✓	✓		2KJ3331 - ■■■■■■ - ■■ H1	
1 532	0.95	1 850	17 400	-	0.22	16849/11	✓	✓	✓	✓	✓	✓		2KJ3331 - ■■■■■■ - ■■ G1	
1 342	1.1	1 850	17 400	-	0.26	724507/540	✓	✓	✓	✓	✓	✓		2KJ3331 - ■■■■■■ - ■■ F1	
1 238	1.2	1 850	17 400	-	0.31	724507/585	✓	✓	✓	✓	✓	✓		2KJ3331 - ■■■■■■ - ■■ E1	
1 097	1.3	1 850	17 400	-	0.36	98687/90	✓	✓	✓	✓	✓	✓		2KJ3331 - ■■■■■■ - ■■ D1	
913	1.6	1 850	17 400	-	0.48	219037/240	✓	✓	✓	✓	✓	✓		2KJ3331 - ■■■■■■ - ■■ C1	
859	1.7	1 850	17 400	-	0.56	219037/255	✓	✓	✓	✓	✓	✓		2KJ3331 - ■■■■■■ - ■■ B1	
770	1.9	1 850	17 400	-	0.61	623413/810	✓	✓	✓	✓	✓	✓		2KJ3331 - ■■■■■■ - ■■ A1	

¹⁾ Only in conjunction with reduced-backlash version

SIMOGEAR geared motors

Parallel shaft geared motors

Transmission ratios and torques for very low speeds

Selection and ordering data (continued)

i	n ₂ rpm	T _{2N} Nm	F _{R2} N	φ ¹⁾	J _G 10 ⁻⁴ kgm ²	R _{ex}	Motor frame size								Article No.
							63	71	80	90	100	112	132	160	
FD.109-D39															
22 701	0.06	3 100	25 000	-	0.05	5286392566/232875	✓	✓						2KJ3434 - ■■■■■■ - ■■ L1	
20 637	0.07	3 100	25 000	-	0.07	10572785132/512325	✓	✓	✓	✓				2KJ3434 - ■■■■■■ - ■■ K1	
17 699	0.08	3 100	25 000	-	0.08	179199748/10125	✓	✓	✓	✓				2KJ3434 - ■■■■■■ - ■■ J1	
16 090	0.09	3 100	25 000	-	0.10	358399496/22275	✓	✓	✓	✓				2KJ3434 - ■■■■■■ - ■■ H1	
14 108	0.10	3 100	25 000	-	0.12	1971197228/139725	✓	✓	✓	✓	✓	✓		2KJ3434 - ■■■■■■ - ■■ G1	
12 592	0.12	3 100	25 000	-	0.15	716798992/56925	✓	✓	✓	✓	✓	✓		2KJ3434 - ■■■■■■ - ■■ F1	
11 222	0.13	3 100	25 000	-	0.18	313599559/27945	✓	✓	✓	✓	✓	✓		2KJ3434 - ■■■■■■ - ■■ E1	
10 359	0.14	3 100	25 000	-	0.21	96492172/9315	✓	✓	✓	✓	✓	✓		2KJ3434 - ■■■■■■ - ■■ D1	
9 069	0.16	3 100	25 000	-	0.25	140799802/15525	✓	✓	✓	✓	✓	✓		2KJ3434 - ■■■■■■ - ■■ C1	
7 952	0.18	3 100	25 000	-	0.23	5555192188/698625	✓	✓	✓	✓	✓	✓		2KJ3434 - ■■■■■■ - ■■ B1	
7 214	0.2	3 100	25 000	-	0.33	44799937/6210	✓	✓	✓	✓	✓	✓		2KJ3434 - ■■■■■■ - ■■ A1	
FD.109-Z39															
7 014	0.21	3 100	25 000	-	0.06	2940126098/419175	✓	✓						2KJ3433 - ■■■■■■ - ■■ A2	
6 237	0.23	3 100	25 000	-	0.07	1452351446/232875	✓	✓	✓	✓				2KJ3433 - ■■■■■■ - ■■ X1	
5 476	0.26	3 100	25 000	-	0.09	141692824/25875	✓	✓	✓	✓				2KJ3433 - ■■■■■■ - ■■ W1	
4 978	0.29	3 100	25 000	-	0.10	283385648/56925	✓	✓	✓	✓				2KJ3433 - ■■■■■■ - ■■ V1	
4 259	0.34	3 100	25 000	-	0.12	991849768/232875	✓	✓	✓	✓				2KJ3433 - ■■■■■■ - ■■ U1	
3 872	0.37	3 100	25 000	-	0.15	1983699536/512325	✓	✓	✓	✓				2KJ3433 - ■■■■■■ - ■■ T1	
3 423	0.42	3 100	25 000	-	0.17	17711603/5175	✓	✓	✓	✓	✓	✓		2KJ3433 - ■■■■■■ - ■■ S1	
3 111	0.47	3 100	25 000	-	0.23	35423206/11385	✓	✓	✓	✓	✓	✓		2KJ3433 - ■■■■■■ - ■■ R1	
2 725	0.53	3 100	25 000	-	0.27	761598929/279450	✓	✓	✓	✓	✓	✓		2KJ3433 - ■■■■■■ - ■■ Q1	
2 516	0.58	3 100	25 000	-	0.32	117169066/46575	✓	✓	✓	✓	✓	✓		2KJ3433 - ■■■■■■ - ■■ P1	
2 227	0.65	3 100	25 000	-	0.38	103739389/46575	✓	✓	✓	✓	✓	✓		2KJ3433 - ■■■■■■ - ■■ N1	
1 854	0.78	3 100	25 000	-	0.50	230250839/124200	✓	✓	✓	✓	✓	✓		2KJ3433 - ■■■■■■ - ■■ M1	
1 745	0.83	3 100	25 000	-	0.59	27088334/15525	✓	✓	✓	✓	✓	✓		2KJ3433 - ■■■■■■ - ■■ L1	
1 563	0.93	3 100	25 000	-	0.64	655329311/419175	✓	✓	✓	✓	✓	✓		2KJ3433 - ■■■■■■ - ■■ K1	
1 331	1.1	3 100	25 000	-	0.84	123981221/93150	✓	✓	✓	✓	✓	✓		2KJ3433 - ■■■■■■ - ■■ J1	
1 141	1.3	3 100	25 000	-	1.10	17711603/15525			✓	✓	✓	✓		2KJ3433 - ■■■■■■ - ■■ H1	
982	1.5	3 100	25 000	-	1.40	549059693/558900			✓	✓	✓	✓		2KJ3433 - ■■■■■■ - ■■ G1	
810	1.8	3 100	25 000	-	0.73	154343969/190440	✓	✓	✓	✓	✓	✓		2KJ3433 - ■■■■■■ - ■■ F1	
763	1.9	3 100	25 000	-	0.84	18158114/23805	✓	✓	✓	✓	✓	✓		2KJ3433 - ■■■■■■ - ■■ E1	
683	2.1	3 100	25 000	-	0.96	439286681/642735	✓	✓	✓	✓	✓	✓		2KJ3433 - ■■■■■■ - ■■ D1	
582	2.5	3 100	25 000	-	1.28	83108291/142830	✓	✓	✓	✓	✓	✓		2KJ3433 - ■■■■■■ - ■■ C1	
499	2.9	3 100	25 000	-	1.70	11872613/23805			✓	✓	✓	✓		2KJ3433 - ■■■■■■ - ■■ B1	
429	3.4	3 100	25 000	-	2.20	368051003/856980			✓	✓	✓	✓		2KJ3433 - ■■■■■■ - ■■ A1	

1) Only in conjunction with reduced-backlash version

SIMOGEAR geared motors

Parallel shaft geared motors

Transmission ratios and torques for very low speeds

Selection and ordering data (continued)

i	n ₂ rpm	T _{2N} Nm	F _{R2} N	φ ¹⁾ °	J _G 10 ⁻⁴ kgm ²	R _{ex} -	Motor frame size								Article No.
							63	71	80	90	100	112	132	160	
FD.129-D49															
27 777	0.05	4 850	37 200	-	0.08	31110629/1120	✓	✓						2KJ3436 - ■■■■■■ - ■■ N1	
25 252	0.06	4 850	37 200	-	0.10	2828239/112	✓	✓	✓	✓				2KJ3436 - ■■■■■■ - ■■ M1	
21 605	0.07	4 850	37 200	-	0.12	31110629/1440	✓	✓	✓	✓				2KJ3436 - ■■■■■■ - ■■ L1	
19 641	0.07	4 850	37 200	-	0.14	2828239/144	✓	✓	✓	✓				2KJ3436 - ■■■■■■ - ■■ K1	
17 361	0.08	4 850	37 200	-	0.17	31110629/1792	✓	✓	✓	✓	✓	✓		2KJ3436 - ■■■■■■ - ■■ J1	
15 783	0.09	4 850	37 200	-	0.22	14141195/896	✓	✓	✓	✓	✓	✓		2KJ3436 - ■■■■■■ - ■■ H1	
13 824	0.10	4 850	37 200	-	0.26	1337757047/96768	✓	✓	✓	✓	✓	✓		2KJ3436 - ■■■■■■ - ■■ G1	
12 761	0.11	4 850	37 200	-	0.31	1337757047/104832	✓	✓	✓	✓	✓	✓		2KJ3436 - ■■■■■■ - ■■ F1	
11 298	0.13	4 850	37 200	-	0.37	1275535789/112896	✓	✓	✓	✓	✓	✓	✓	2KJ3436 - ■■■■■■ - ■■ E1	
9 404	0.15	4 850	37 200	-	0.50	404438177/43008	✓	✓	✓	✓	✓	✓	✓	2KJ3436 - ■■■■■■ - ■■ D1	
8 851	0.16	4 850	37 200	-	0.59	23790481/2688	✓	✓	✓	✓	✓	✓	✓	2KJ3436 - ■■■■■■ - ■■ C1	
7 930	0.18	4 850	37 200	-	0.65	1151093273/145152	✓	✓	✓	✓	✓	✓	✓	2KJ3436 - ■■■■■■ - ■■ B1	
6 751	0.21	4 850	37 200	-	0.85	31110629/4608	✓	✓	✓	✓	✓	✓	✓	2KJ3436 - ■■■■■■ - ■■ A1	
FD.129-Z49															
6 604	0.22	4 850	37 200	-	0.18	177513589/26880	✓	✓	✓	✓				2KJ3435 - ■■■■■■ - ■■ B2	
6 004	0.24	4 850	37 200	-	0.21	16137599/2688	✓	✓	✓	✓				2KJ3435 - ■■■■■■ - ■■ A2	
5 106	0.28	4 850	37 200	-	0.27	9150185/1792	✓	✓	✓	✓				2KJ3435 - ■■■■■■ - ■■ X1	
4 642	0.31	4 850	37 200	-	0.32	4159175/896	✓	✓	✓	✓				2KJ3435 - ■■■■■■ - ■■ W1	
4 142	0.35	4 850	37 200	-	0.38	133592701/32256	✓	✓	✓	✓	✓	✓		2KJ3435 - ■■■■■■ - ■■ V1	
3 714	0.39	4 850	37 200	-	0.45	831835/224	✓	✓	✓	✓	✓	✓		2KJ3435 - ■■■■■■ - ■■ U1	
3 347	0.43	4 850	37 200	-	0.53	107972183/32256	✓	✓	✓	✓	✓	✓		2KJ3435 - ■■■■■■ - ■■ T1	
3 090	0.47	4 850	37 200	-	0.63	107972183/34944	✓	✓	✓	✓	✓	✓		2KJ3435 - ■■■■■■ - ■■ S1	
2 821	0.51	4 850	37 200	-	0.75	53071073/18816	✓	✓	✓	✓	✓	✓	✓	2KJ3435 - ■■■■■■ - ■■ R1	
2 340	0.62	4 850	37 200	-	0.95	100652035/43008	✓	✓	✓	✓	✓	✓	✓	2KJ3435 - ■■■■■■ - ■■ Q1	
2 203	0.66	4 850	37 200	-	1.10	100652035/45696	✓	✓	✓	✓	✓	✓	✓	2KJ3435 - ■■■■■■ - ■■ P1	
2 080	0.70	4 850	37 200	-	1.25	100652035/48384	✓	✓	✓	✓	✓	✓	✓	2KJ3435 - ■■■■■■ - ■■ N1	
1 770	0.82	4 850	37 200	-	1.53	23790481/13440	✓	✓	✓	✓	✓	✓	✓	2KJ3435 - ■■■■■■ - ■■ M1	
1 516	0.96	4 850	37 200	-	1.89	1164569/768			✓	✓	✓	✓	✓	2KJ3435 - ■■■■■■ - ■■ L1	
1 333	1.1	4 850	37 200	-	2.3	86011739/64512			✓	✓	✓	✓	✓	2KJ3435 - ■■■■■■ - ■■ K1	
1 125	1.3	4 850	37 200	-	2.9	34770703/30912			✓	✓	✓	✓	✓	2KJ3435 - ■■■■■■ - ■■ J1	
980	1.5	4 850	37 200	-	3.9	5490111/5600			✓	✓	✓	✓	✓	2KJ3435 - ■■■■■■ - ■■ H1	
967	1.5	4 850	37 200	-	1.51	27620791/28560	✓	✓	✓	✓	✓	✓	✓	2KJ3435 - ■■■■■■ - ■■ G1	
913	1.6	4 850	37 200	-	1.71	27620791/30240	✓	✓	✓	✓	✓	✓	✓	2KJ3435 - ■■■■■■ - ■■ F1	
777	1.9	4 850	37 200	-	2.2	32642753/42000	✓	✓	✓	✓	✓	✓	✓	2KJ3435 - ■■■■■■ - ■■ E1	
666	2.2	4 850	37 200	-	2.8	1597897/2400			✓	✓	✓	✓	✓	2KJ3435 - ■■■■■■ - ■■ D1	
585	2.5	4 850	37 200	-	3.5	118016107/201600			✓	✓	✓	✓	✓	2KJ3435 - ■■■■■■ - ■■ C1	
494	2.9	4 850	37 200	-	4.5	47708639/96600			✓	✓	✓	✓	✓	2KJ3435 - ■■■■■■ - ■■ B1	
430	3.4	4 850	37 200	-	6.0	7532943/17500			✓	✓	✓	✓	✓	2KJ3435 - ■■■■■■ - ■■ A1	

1) Only in conjunction with reduced-backlash version

SIMOGEAR geared motors

Parallel shaft geared motors

Transmission ratios and torques for very low speeds

Selection and ordering data (continued)

<i>i</i>	<i>n</i> ₂ rpm	<i>T</i> _{2N} Nm	<i>F</i> _{R2} N	φ ¹⁾	<i>J</i> _G 10 ⁻⁴ kgm ²	<i>R</i> _{ex}	Motor frame size								Article No.
							63	71	80	90	100	112	132	160	
FD.149-D49															
27 793	0.05	8 000	65 000	-	0.08	1361853/49	✓	✓						2KJ3438 - ■■■■■■ - ■■ N1	
25 266	0.06	8 000	65 000	-	0.10	13618530/539	✓	✓	✓	✓				2KJ3438 - ■■■■■■ - ■■ M1	
21 617	0.07	8 000	65 000	-	0.12	151317/7	✓	✓	✓	✓				2KJ3438 - ■■■■■■ - ■■ L1	
19 652	0.07	8 000	65 000	-	0.14	1513170/77	✓	✓	✓	✓				2KJ3438 - ■■■■■■ - ■■ K1	
17 371	0.08	8 000	65 000	-	0.17	6809265/392	✓	✓	✓	✓	✓	✓		2KJ3438 - ■■■■■■ - ■■ J1	
15 791	0.09	8 000	65 000	-	0.22	34046325/2156	✓	✓	✓	✓	✓	✓		2KJ3438 - ■■■■■■ - ■■ H1	
13 832	0.10	8 000	65 000	-	0.26	10844385/784	✓	✓	✓	✓	✓	✓		2KJ3438 - ■■■■■■ - ■■ G1	
12 768	0.11	8 000	65 000	-	0.31	32533155/2548	✓	✓	✓	✓	✓	✓		2KJ3438 - ■■■■■■ - ■■ F1	
11 305	0.13	8 000	65 000	-	0.37	31019985/2744	✓	✓	✓	✓	✓	✓	✓	2KJ3438 - ■■■■■■ - ■■ E1	
9 409	0.15	8 000	65 000	-	0.50	29506815/3136	✓	✓	✓	✓	✓	✓	✓	2KJ3438 - ■■■■■■ - ■■ D1	
8 856	0.16	8 000	65 000	-	0.59	1735695/196	✓	✓	✓	✓	✓	✓	✓	2KJ3438 - ■■■■■■ - ■■ C1	
7 935	0.18	8 000	65 000	-	0.66	3110405/392	✓	✓	✓	✓	✓	✓	✓	2KJ3438 - ■■■■■■ - ■■ B1	
6 755	0.21	8 000	65 000	-	0.86	756585/112	✓	✓	✓	✓	✓	✓	✓	2KJ3438 - ■■■■■■ - ■■ A1	
FD.149-Z49															
6 608	0.22	8 000	65 000	-	0.18	2590191/392	✓	✓	✓	✓				2KJ3437 - ■■■■■■ - ■■ B2	
6 007	0.24	8 000	65 000	-	0.22	12950955/2156	✓	✓	✓	✓				2KJ3437 - ■■■■■■ - ■■ A2	
5 109	0.28	8 000	65 000	-	0.28	2002725/392	✓	✓	✓	✓				2KJ3437 - ■■■■■■ - ■■ X1	
4 545	0.32	8 000	65 000	-	0.34	10013625/2156	✓	✓	✓	✓				2KJ3437 - ■■■■■■ - ■■ W1	
4 144	0.35	8 000	65 000	-	0.39	3248865/784	✓	✓	✓	✓	✓	✓		2KJ3437 - ■■■■■■ - ■■ V1	
3 716	0.39	8 000	65 000	-	0.47	2002725/539	✓	✓	✓	✓	✓	✓		2KJ3437 - ■■■■■■ - ■■ U1	
3 349	0.43	8 000	65 000	-	0.55	2625795/784	✓	✓	✓	✓	✓	✓		2KJ3437 - ■■■■■■ - ■■ T1	
3 092	0.47	8 000	65 000	-	0.66	7877385/2548	✓	✓	✓	✓	✓	✓		2KJ3437 - ■■■■■■ - ■■ S1	
2 822	0.51	8 000	65 000	-	0.78	3871935/1372	✓	✓	✓	✓	✓	✓	✓	2KJ3437 - ■■■■■■ - ■■ R1	
2 342	0.62	8 000	65 000	-	1.0	7343325/3136	✓	✓	✓	✓	✓	✓	✓	2KJ3437 - ■■■■■■ - ■■ Q1	
2 204	0.66	8 000	65 000	-	1.16	7343325/3332	✓	✓	✓	✓	✓	✓	✓	2KJ3437 - ■■■■■■ - ■■ P1	
2 081	0.70	8 000	65 000	-	1.31	815925/392	✓	✓	✓	✓	✓	✓	✓	2KJ3437 - ■■■■■■ - ■■ N1	
1 771	0.82	8 000	65 000	-	1.62	347139/196	✓	✓	✓	✓	✓	✓	✓	2KJ3437 - ■■■■■■ - ■■ M1	
1 517	0.96	8 000	65 000	-	2.0	133515/88			✓	✓	✓	✓	✓	2KJ3437 - ■■■■■■ - ■■ L1	
1 334	1.1	8 000	65 000	-	2.5	2091735/1568			✓	✓	✓	✓	✓	2KJ3437 - ■■■■■■ - ■■ K1	
1 125	1.3	8 000	65 000	-	3.2	110295/98			✓	✓	✓	✓	✓	2KJ3437 - ■■■■■■ - ■■ J1	
981	1.5	8 000	65 000	-	4.2	240327/245			✓	✓	✓	✓	✓	2KJ3437 - ■■■■■■ - ■■ H1	
968	1.5	8 000	65 000	-	1.81	806058/833	✓	✓	✓	✓	✓	✓	✓	2KJ3437 - ■■■■■■ - ■■ G1	
914	1.6	8 000	65 000	-	2.0	44781/49	✓	✓	✓	✓	✓	✓	✓	2KJ3437 - ■■■■■■ - ■■ F1	
778	1.9	8 000	65 000	-	2.6	952614/1225	✓	✓	✓	✓	✓	✓	✓	2KJ3437 - ■■■■■■ - ■■ E1	
666	2.2	8 000	65 000	-	3.4	36639/55			✓	✓	✓	✓	✓	2KJ3437 - ■■■■■■ - ■■ D1	
586	2.5	8 000	65 000	-	4.3	574011/980			✓	✓	✓	✓	✓	2KJ3437 - ■■■■■■ - ■■ C1	
494	2.9	8 000	65 000	-	5.7	121068/245			✓	✓	✓	✓	✓	2KJ3437 - ■■■■■■ - ■■ B1	
431	3.4	8 000	65 000	-	7.5	2638008/6125			✓	✓	✓	✓	✓	2KJ3437 - ■■■■■■ - ■■ A1	

¹⁾ Only in conjunction with reduced-backlash version

SIMOGEAR geared motors

Parallel shaft geared motors

Transmission ratios and torques for very low speeds

Selection and ordering data (continued)

i	n ₂ rpm	T _{2N} Nm	F _{R2} N	φ ¹⁾ °	J _G 10 ⁻⁴ kgm ²	R _{ex} -	Motor frame size								Article No.
							63	71	80	90	100	112	132	160	
FD.169-D69															
29 846	0.05	13 600	73 500	-	0.07	4387328/147	✓	✓	✓	✓				2KJ3441 - ■■■■■■ - ■■ P1	
26 206	0.06	13 600	73 500	-	0.08	1284096/49	✓	✓	✓	✓				2KJ3441 - ■■■■■■ - ■■ N1	
23 824	0.06	13 600	73 500	-	0.10	1167360/49	✓	✓	✓	✓				2KJ3441 - ■■■■■■ - ■■ M1	
20 382	0.07	13 600	73 500	-	0.12	428032/21	✓	✓	✓	✓				2KJ3441 - ■■■■■■ - ■■ L1	
18 530	0.08	13 600	73 500	-	0.15	389120/21	✓	✓	✓	✓				2KJ3441 - ■■■■■■ - ■■ K1	
16 379	0.09	13 600	73 500	-	0.17	802560/49	✓	✓	✓	✓	✓	✓		2KJ3441 - ■■■■■■ - ■■ J1	
14 890	0.10	13 600	73 500	-	0.23	729600/49	✓	✓	✓	✓	✓	✓		2KJ3441 - ■■■■■■ - ■■ H1	
13 042	0.11	13 600	73 500	-	0.26	5751680/441	✓	✓	✓	✓	✓	✓		2KJ3441 - ■■■■■■ - ■■ G1	
12 039	0.12	13 600	73 500	-	0.32	23006720/1911	✓	✓	✓	✓	✓	✓		2KJ3441 - ■■■■■■ - ■■ F1	
10 659	0.14	13 600	73 500	-	0.39	10968320/1029	✓	✓	✓	✓	✓	✓	✓	2KJ3441 - ■■■■■■ - ■■ E1	
8 872	0.16	13 600	73 500	-	0.52	434720/49	✓	✓	✓	✓	✓	✓	✓	2KJ3441 - ■■■■■■ - ■■ D1	
8 350	0.17	13 600	73 500	-	0.61	6955520/833	✓	✓	✓	✓	✓	✓	✓	2KJ3441 - ■■■■■■ - ■■ C1	
7 482	0.19	13 600	73 500	-	0.68	9898240/1323	✓	✓	✓	✓	✓	✓	✓	2KJ3441 - ■■■■■■ - ■■ B1	
6 370	0.23	13 600	73 500	-	0.89	133760/21	✓	✓	✓	✓	✓	✓	✓	2KJ3441 - ■■■■■■ - ■■ A1	
FD.169-Z69															
6 230	0.23	13 600	73 500	-	0.21	5189888/833	✓	✓	✓	✓				2KJ3440 - ■■■■■■ - ■■ A2	
5 664	0.26	13 600	73 500	-	0.26	4718080/833	✓	✓	✓	✓				2KJ3440 - ■■■■■■ - ■■ X1	
4 817	0.30	13 600	73 500	-	0.33	4012800/833	✓	✓	✓	✓				2KJ3440 - ■■■■■■ - ■■ W1	
4 379	0.33	13 600	73 500	-	0.40	3648000/833	✓	✓	✓	✓				2KJ3440 - ■■■■■■ - ■■ V1	
3 907	0.37	13 600	73 500	-	0.47	9764480/2499	✓	✓	✓	✓	✓	✓		2KJ3440 - ■■■■■■ - ■■ U1	
3 503	0.41	13 600	73 500	-	0.57	2918400/833	✓	✓	✓	✓	✓	✓		2KJ3440 - ■■■■■■ - ■■ T1	
3 158	0.46	13 600	73 500	-	0.67	7891840/2499	✓	✓	✓	✓	✓	✓		2KJ3440 - ■■■■■■ - ■■ S1	
2 915	0.50	13 600	73 500	-	0.80	31567360/10829	✓	✓	✓	✓	✓	✓		2KJ3440 - ■■■■■■ - ■■ R1	
2 661	0.54	13 600	73 500	-	0.95	15516160/5831	✓	✓	✓	✓	✓	✓	✓	2KJ3440 - ■■■■■■ - ■■ Q1	
2 208	0.66	13 600	73 500	-	1.25	1839200/833	✓	✓	✓	✓	✓	✓	✓	2KJ3440 - ■■■■■■ - ■■ P1	
2 078	0.70	13 600	73 500	-	1.44	29427200/14161	✓	✓	✓	✓	✓	✓	✓	2KJ3440 - ■■■■■■ - ■■ N1	
1 963	0.74	13 600	73 500	-	1.63	14713600/7497	✓	✓	✓	✓	✓	✓	✓	2KJ3440 - ■■■■■■ - ■■ M1	
1 670	0.87	13 600	73 500	-	2.1	1391104/833	✓	✓	✓	✓	✓	✓	✓	2KJ3440 - ■■■■■■ - ■■ L1	
1 431	1.0	13 600	73 500	-	2.6	24320/17			✓	✓	✓	✓	✓	2KJ3440 - ■■■■■■ - ■■ K1	
1 258	1.2	13 600	73 500	-	3.2	3143360/2499			✓	✓	✓	✓	✓	2KJ3440 - ■■■■■■ - ■■ J1	
1 061	1.4	13 600	73 500	-	4.2	20331520/19159			✓	✓	✓	✓	✓	2KJ3440 - ■■■■■■ - ■■ H1	
925	1.6	13 600	73 500	-	5.7	3852288/4165			✓	✓	✓	✓	✓	2KJ3440 - ■■■■■■ - ■■ G1	
869	1.7	13 600	73 500	-	3.2	21401600/24633			✓	✓	✓	✓	✓	2KJ3440 - ■■■■■■ - ■■ F1	
739	2.0	13 600	73 500	-	4.3	2023424/2737	✓	✓	✓	✓	✓	✓	✓	2KJ3440 - ■■■■■■ - ■■ E1	
633	2.3	13 600	73 500	-	5.6	2723840/4301			✓	✓	✓	✓	✓	2KJ3440 - ■■■■■■ - ■■ D1	
557	2.6	13 600	73 500	-	7.1	4572160/8211			✓	✓	✓	✓	✓	2KJ3440 - ■■■■■■ - ■■ C1	
470	3.1	13 600	73 500	-	9.7	29573120/62951			✓	✓	✓	✓	✓	2KJ3440 - ■■■■■■ - ■■ B1	
409	3.5	13 600	73 500	-	13	5603328/13685			✓	✓	✓	✓	✓	2KJ3440 - ■■■■■■ - ■■ A1	

1) Only in conjunction with reduced-backlash version

SIMOGEAR geared motors

Parallel shaft geared motors

Transmission ratios and torques for very low speeds

Selection and ordering data (continued)

i	n ₂ rpm	T _{2N} Nm	F _{R2} N	φ ¹⁾	J _G 10 ⁻⁴ kgm ²	R _{ex}	Motor frame size								Article No.
							63	71	80	90	100	112	132	160	
FD.189-D69															
27 341	0.05	19 000	110 900	-	0.10	2870816/105	✓	✓	✓	✓				2KJ3443 - ■■■■■■ - ■■ M1	
23 392	0.06	19 000	110 900	-	0.12	15789488/675	✓	✓	✓	✓				2KJ3443 - ■■■■■■ - ■■ L1	
21 265	0.07	19 000	110 900	-	0.15	2870816/135	✓	✓	✓	✓				2KJ3443 - ■■■■■■ - ■■ K1	
18 797	0.08	19 000	110 900	-	0.17	1973686/105	✓	✓	✓	✓	✓			2KJ3443 - ■■■■■■ - ■■ J1	
17 088	0.08	19 000	110 900	-	0.23	358852/21	✓	✓	✓	✓	✓			2KJ3443 - ■■■■■■ - ■■ H1	
14 968	0.10	19 000	110 900	-	0.27	42434249/2835	✓	✓	✓	✓	✓			2KJ3443 - ■■■■■■ - ■■ G1	
13 817	0.10	19 000	110 900	-	0.32	13056692/945	✓	✓	✓	✓	✓			2KJ3443 - ■■■■■■ - ■■ F1	
12 233	0.12	19 000	110 900	-	0.39	80921126/6615	✓	✓	✓	✓	✓	✓		2KJ3443 - ■■■■■■ - ■■ E1	
10 182	0.14	19 000	110 900	-	0.53	12828959/1260	✓	✓	✓	✓	✓	✓		2KJ3443 - ■■■■■■ - ■■ D1	
9 583	0.15	19 000	110 900	-	0.62	51315836/5355	✓	✓	✓	✓	✓	✓		2KJ3443 - ■■■■■■ - ■■ C1	
8 586	0.17	19 000	110 900	-	0.69	73026382/8505	✓	✓	✓	✓	✓	✓		2KJ3443 - ■■■■■■ - ■■ B1	
7 310	0.20	19 000	110 900	-	0.90	986843/135	✓	✓	✓	✓	✓	✓		2KJ3443 - ■■■■■■ - ■■ A1	
FD.189-Z69															
7 150	0.20	19 000	110 900	-	0.23	191447542/26775	✓	✓	✓	✓				2KJ3442 - ■■■■■■ - ■■ C2	
6 500	0.22	19 000	110 900	-	0.28	34808644/5355	✓	✓	✓	✓				2KJ3442 - ■■■■■■ - ■■ B2	
5 529	0.26	19 000	110 900	-	0.35	1973686/357	✓	✓	✓	✓				2KJ3442 - ■■■■■■ - ■■ A2	
5 026	0.29	19 000	110 900	-	0.43	1794260/357	✓	✓	✓	✓				2KJ3442 - ■■■■■■ - ■■ X1	
4 484	0.32	19 000	110 900	-	0.51	72039539/16065	✓	✓	✓	✓	✓			2KJ3442 - ■■■■■■ - ■■ W1	
4 021	0.36	19 000	110 900	-	0.62	1435408/357	✓	✓	✓	✓	✓			2KJ3442 - ■■■■■■ - ■■ V1	
3 624	0.40	19 000	110 900	-	0.73	58223737/16065	✓	✓	✓	✓	✓			2KJ3442 - ■■■■■■ - ■■ U1	
3 345	0.43	19 000	110 900	-	0.87	17914996/5355	✓	✓	✓	✓	✓			2KJ3442 - ■■■■■■ - ■■ T1	
3 054	0.47	19 000	110 900	-	1.04	114473788/37485	✓	✓	✓	✓	✓	✓		2KJ3442 - ■■■■■■ - ■■ S1	
2 534	0.57	19 000	110 900	-	1.38	10855273/4284	✓	✓	✓	✓	✓	✓		2KJ3442 - ■■■■■■ - ■■ R1	
2 385	0.61	19 000	110 900	-	1.57	43421092/18207	✓	✓	✓	✓	✓	✓		2KJ3442 - ■■■■■■ - ■■ Q1	
2 252	0.64	19 000	110 900	-	1.78	21710546/9639	✓	✓	✓	✓	✓	✓		2KJ3442 - ■■■■■■ - ■■ P1	
1 917	0.76	19 000	110 900	-	2.3	51315836/26775	✓	✓	✓	✓	✓	✓		2KJ3442 - ■■■■■■ - ■■ N1	
1 642	0.88	19 000	110 900	-	2.9	1255982/765	✓	✓	✓	✓	✓	✓		2KJ3442 - ■■■■■■ - ■■ M1	
1 444	1.0	19 000	110 900	-	3.6	46381621/32130			✓	✓	✓	✓		2KJ3442 - ■■■■■■ - ■■ L1	
1 218	1.2	19 000	110 900	-	4.8	150000136/123165			✓	✓	✓	✓		2KJ3442 - ■■■■■■ - ■■ K1	
1 061	1.4	19 000	110 900	-	6.4	15789488/14875			✓	✓	✓	✓		2KJ3442 - ■■■■■■ - ■■ J1	
997	1.5	19 000	110 900	-	4.0	31578976/31671			✓	✓	✓	✓		2KJ3442 - ■■■■■■ - ■■ H1	
848	1.7	19 000	110 900	-	5.4	74641216/87975	✓	✓	✓	✓	✓	✓		2KJ3442 - ■■■■■■ - ■■ G1	
727	2.0	19 000	110 900	-	7.1	140669984/193545	✓	✓	✓	✓	✓	✓		2KJ3442 - ■■■■■■ - ■■ F1	
639	2.3	19 000	110 900	-	9.1	33732088/52785			✓	✓	✓	✓		2KJ3442 - ■■■■■■ - ■■ E1	
539	2.7	19 000	110 900	-	12	218182016/404685			✓	✓	✓	✓		2KJ3442 - ■■■■■■ - ■■ D1	
478	3.0	19 000	110 900	-	12	8403976/17595			✓	✓	✓	✓		2KJ3442 - ■■■■■■ - ■■ C1	
403	3.6	19 000	110 900	-	16	54357632/134895			✓	✓	✓	✓		2KJ3442 - ■■■■■■ - ■■ B1	
351	4.1	19 000	110 900	-	21	17165568/48875			✓	✓	✓	✓		2KJ3442 - ■■■■■■ - ■■ A1	

¹⁾ Only in conjunction with reduced-backlash version

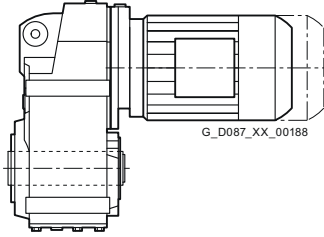
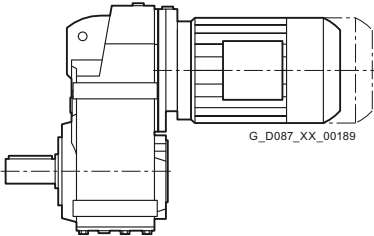
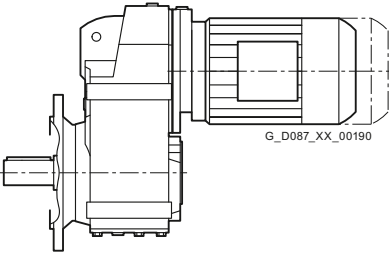
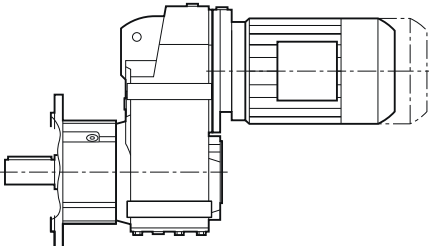
SIMOGEAR geared motors

Parallel shaft geared motors

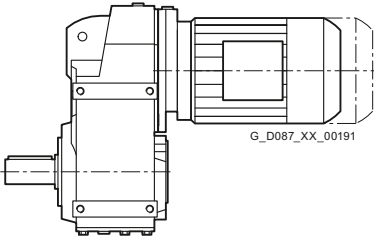
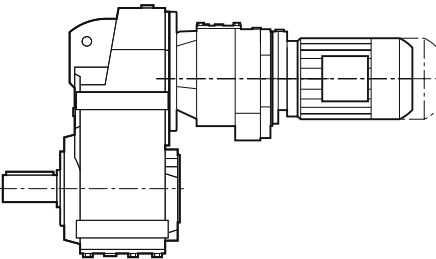
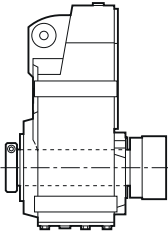
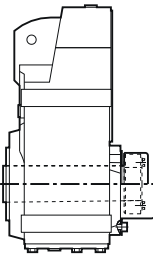
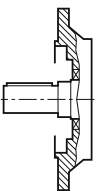
Dimensions

Dimensional drawing overview

Information about dimensional drawings can be found in chapter "Introduction" on page 1/21.

Design	Size	Dimensional drawing on page
Parallel shaft geared motor FZ and FD		
<i>Shaft-mounted design</i>		
	FDAD./FZAD.29	4/74
	FDAD./FZAD.39	4/78
	FDAD./FZAD.49	4/82
	FDAD./FZAD.69	4/86
	FDAD./FZAD.79	4/90
	FDAD./FZAD.89	4/94
	FDAD./FZAD.109	4/99
	FDAD./FZAD.129	4/104
	FDAD./FZAD.149	4/109
	FDAD./FZAD.169	4/114
	FDAD./FZAD.189	4/119
	<i>Housing flange design</i>	
	FD.Z./FZ.Z.29	4/75
	FD.Z./FZ.Z.39	4/79
	FD.Z./FZ.Z.49	4/83
	FD.Z./FZ.Z.69	4/87
	FD.Z./FZ.Z.79	4/91
	FD.Z./FZ.Z.89	4/95
	FD.Z./FZ.Z.109	4/100
	FD.Z./FZ.Z.129	4/105
	FD.Z./FZ.Z.149	4/110
	FD.Z./FZ.Z.169	4/115
	FD.Z./FZ.Z.189	4/120
	<i>Flange-mounted design</i>	
	FD.F./FZ.F.29	4/76
	FD.F./FZ.F.39	4/80
	FD.F./FZ.F.49	4/84
	FD.F./FZ.F.69	4/88
	FD.F./FZ.F.79	4/92
	FD.F./FZ.F.89	4/96
	FD.F./FZ.F.109	4/101
	FD.F./FZ.F.129	4/106
	FD.F./FZ.F.149	4/111
	FD.F./FZ.F.169	4/116
	FD.F./FZ.F.189	4/121
	<i>Flange-mounted design with VLplus reinforced bearing system</i>	
	FD.F./FZ.F.89	4/97
	FD.F./FZ.F.109	4/102
	FD.F./FZ.F.129	4/107
	FD.F./FZ.F.149	4/112
	FD.F./FZ.F.169	4/117

Dimensional drawing overview (continued)

Design	Frame size	Dimensional drawing on page
Parallel shaft geared motor FZ and FD		
<i>Foot-mounted design</i>		
 <p style="text-align: center; font-size: small;">G_D087_XX_00191</p>	FD../FZ..29	4/77
	FD../FZ..39	4/81
	FD../FZ..49	4/85
	FD../FZ..69	4/89
	FD../FZ..79	4/93
	FD../FZ..89	4/98
	FD../FZ..109	4/103
	FD../FZ..129	4/108
	FD../FZ..149	4/113
	FD../FZ..169	4/118
FD../FZ..189	4/122	
Parallel shaft tandem geared motor		
	FD../FZ..29-D/Z19 ... FD..189-D/Z69	4/123 ... 4/124
Additional versions and options		
<i>SIMOLOC assembly system</i>		
	FDADR/FZADR29 ... FDADR/FZADR89	4/125
Protection covers		
	FD../FZ..29 ... FD../FZ..189	4/126 ... 4/127
Inner contour of the flange design		
	FDf/FZf.29 ... FDf/FZf.189	4/128
	FDaF/FZaF.29 ... FDaF/FZaF.189	

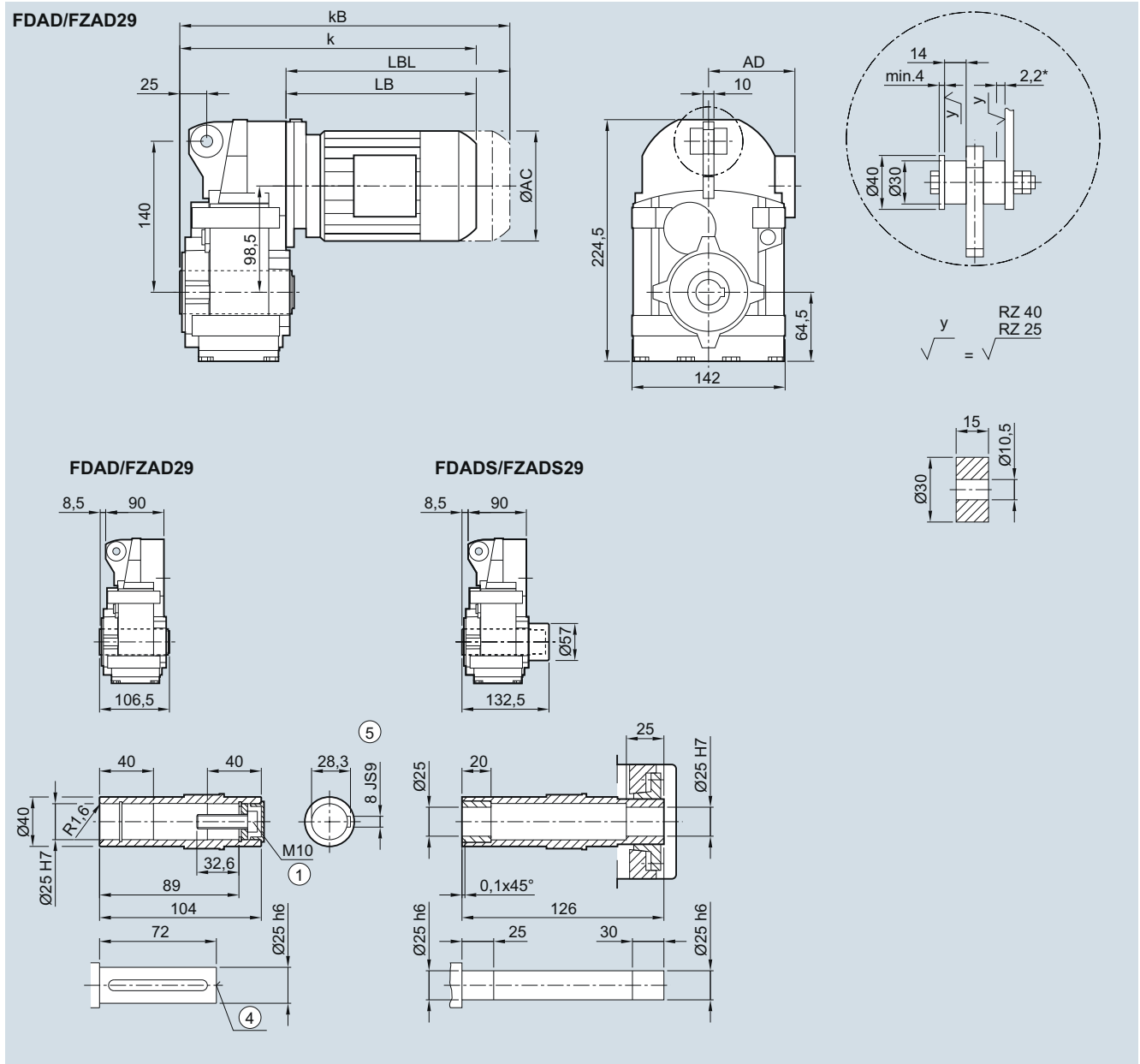
SIMOGEAR geared motors

Parallel shaft geared motors

Dimensions

FDAD./FZAD.29 gearbox in a shaft-mounted design

FAD030, FADS030



Motor	LA 63	71	71Z	LE 80	80Z	90 ²⁾	90Z ²⁾	100 ²⁾	100Z ²⁾
AC	117.8	138.8	138.8	156.3	156.3	173.8	173.8	198.0	198.0
AD ¹⁾	124.0	134.0	134.0	149.2	149.2	154.2	154.2	170.5	170.5
k	292.5	324.5	343.5	388.5	423.5	450.0	490.0	506.5	541.5
kB	337.0	379.5	398.5	448.5	483.5	520.0	560.0	585.0	620.0
LB	194.0	226.0	245.0	290.0	325.0	351.5	391.5	408.0	443.0
LBL	238.5	281.0	300.0	350.0	385.0	421.5	461.5	486.5	521.5

① ISO 4017

④ DIN 332

⑤ Feather key/keyway DIN 6885-1

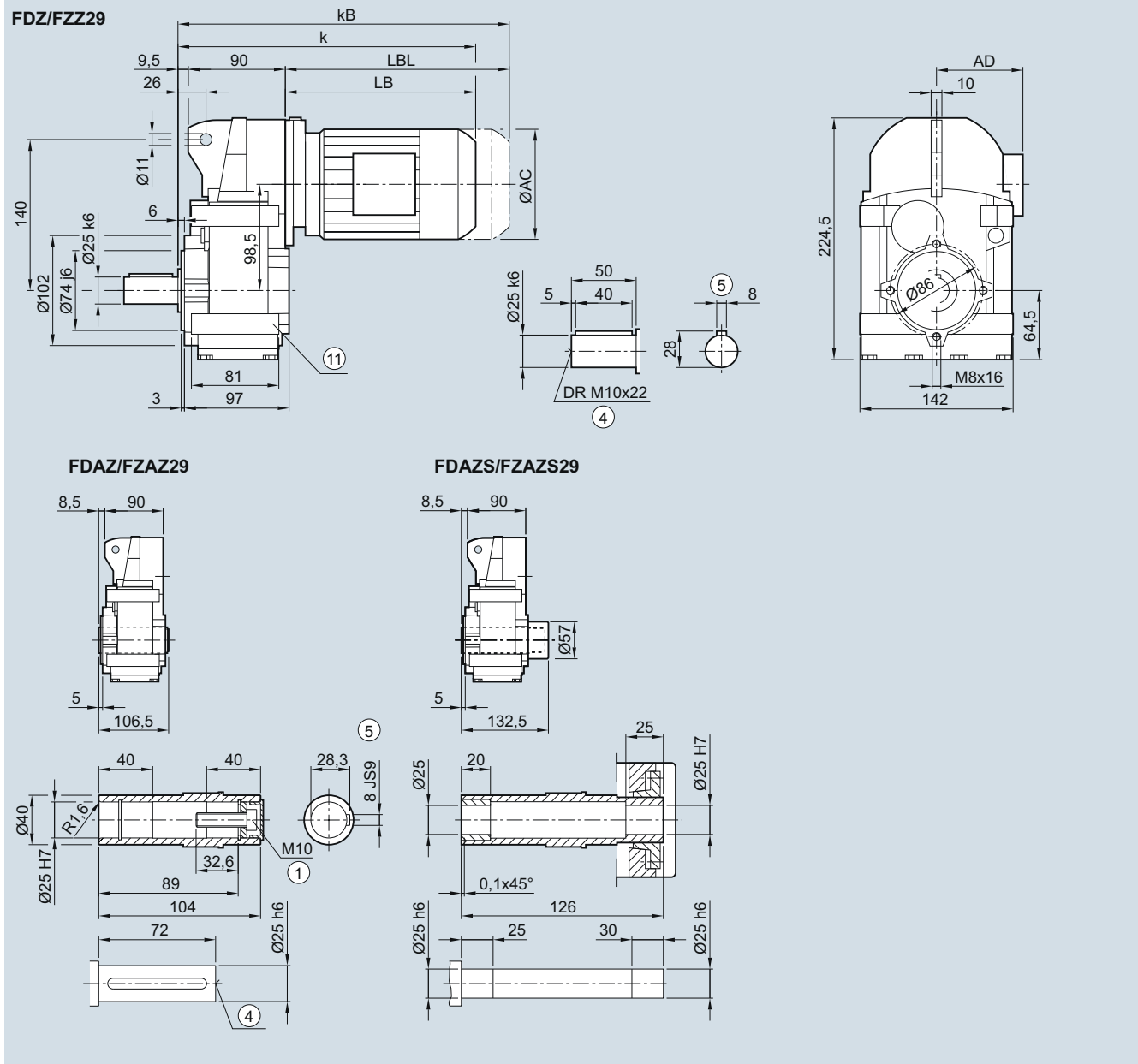
* Spring compression at max. torque

¹⁾ AD depends on the motor options, for other dimensions see page 8/42.

²⁾ FDADS/FZADS not possible

FD.Z/FZ.Z.29 gearbox in a housing flange design

FZ030, FAZ030, FAZS030



Motor	LA 63	71	71Z	LE 80	80Z	90 ²⁾	90Z ²⁾	100 ²⁾	100Z ²⁾
AC	117.8	138.8	138.8	156.3	156.3	173.8	173.8	198.0	198.0
AD ¹⁾	124.0	134.0	134.0	149.2	149.2	154.2	154.2	170.5	170.5
k	293.5	325.5	344.5	389.5	424.5	451.0	491.0	507.5	542.5
kB	338.0	380.5	399.5	449.5	484.5	521.0	561.0	586.0	621.0
LB	194.0	226.0	245.0	290.0	325.0	351.5	391.5	408.0	443.0
LBL	238.5	281.0	300.0	350.0	385.0	421.5	461.5	486.5	521.5

① ISO 4017

④ DIN 332

⑤ Feather key/keyway DIN 6885-1

⑩ Use bores only for foot-mounted design

¹⁾ AD depends on the motor options, for other dimensions see page 8/42.

²⁾ FDADS/FZADS not possible

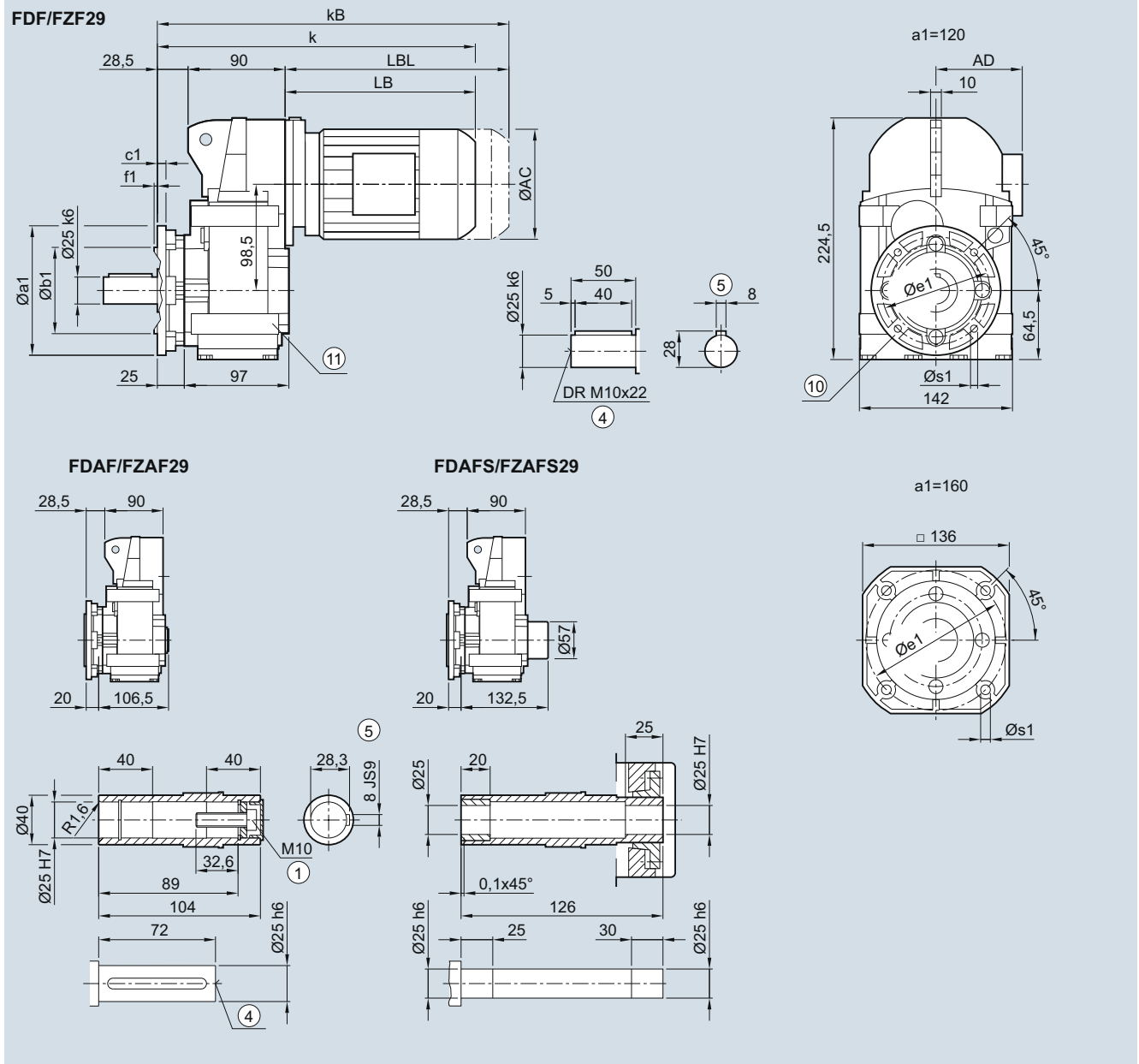
SIMOGEAR geared motors

Parallel shaft geared motors

Dimensions

FD.F/FZ.F.29 gearbox in a flange-mounted design

FF030, FAF030, FAFS030



Flange	a1	b1	c1	f1	e1	s1
	120	80	8	3.0	100	6.6
	160	110	9	3.5	130	9.0

Motor	LA 63	71	71Z	LE 80	80Z	90 ²⁾	90Z ²⁾	100 ²⁾	100Z ²⁾
AC	117.8	138.8	138.8	156.3	156.3	173.8	173.8	198.0	198.0
AD ¹⁾	124.0	134.0	134.0	149.2	149.2	154.2	154.2	170.5	170.5
k	312.5	344.5	363.5	408.5	443.5	470.0	510.0	526.5	561.5
kB	357.0	399.5	418.5	468.5	503.5	540.0	580.0	605.0	640.0
LB	194.0	226.0	245.0	290.0	325.0	351.5	391.5	408.0	443.0
LBL	238.5	281.0	300.0	350.0	385.0	421.5	461.5	486.5	521.5

① ISO 4017

④ DIN 332

⑤ Feather key/keyway DIN 6885-1

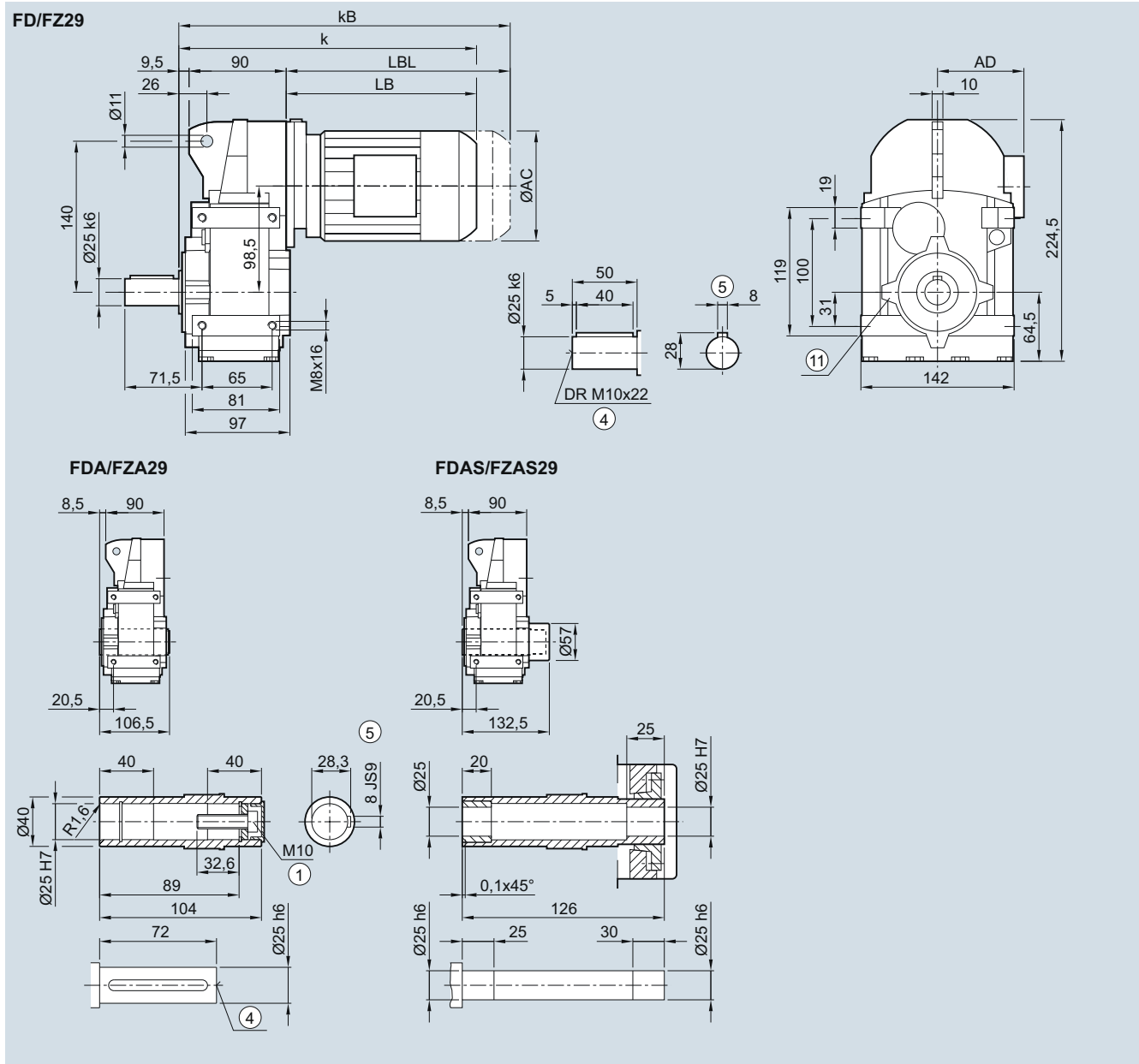
⑩ For inner contour see page 4/128

¹⁾ AD depends on the motor options, for other dimensions see page 8/42. ²⁾ FDADS/FZADS not possible

⑪ Use bores only for foot-mounted design

FD./FZ..29 gearbox in a foot-mounted design

F030, FA030, FAS030



Motor	LA 63	71	71Z	LE 80	80Z	90 ²⁾	90Z ²⁾	100 ²⁾	100Z ²⁾
AC	117.8	138.8	138.8	156.3	156.3	173.8	173.8	198.0	198.0
AD ¹⁾	124.0	134.0	134.0	149.2	149.2	154.2	154.2	170.5	170.5
k	293.5	325.5	344.5	389.5	424.5	451.0	491.0	507.5	542.5
kB	338.0	380.5	399.5	449.5	484.5	521.0	561.0	586.0	621.0
LB	194.0	226.0	245.0	290.0	325.0	351.5	391.5	408.0	443.0
LBL	238.5	281.0	300.0	350.0	385.0	421.5	461.5	486.5	521.5

① ISO 4017 ④ DIN 332 ⑤ Feather key/keyway DIN 6885-1 ⑩ Use bores only for housing flange design
 1) AD depends on the motor options, for other dimensions see page 8/42. 2) FDADS/FZADS not possible

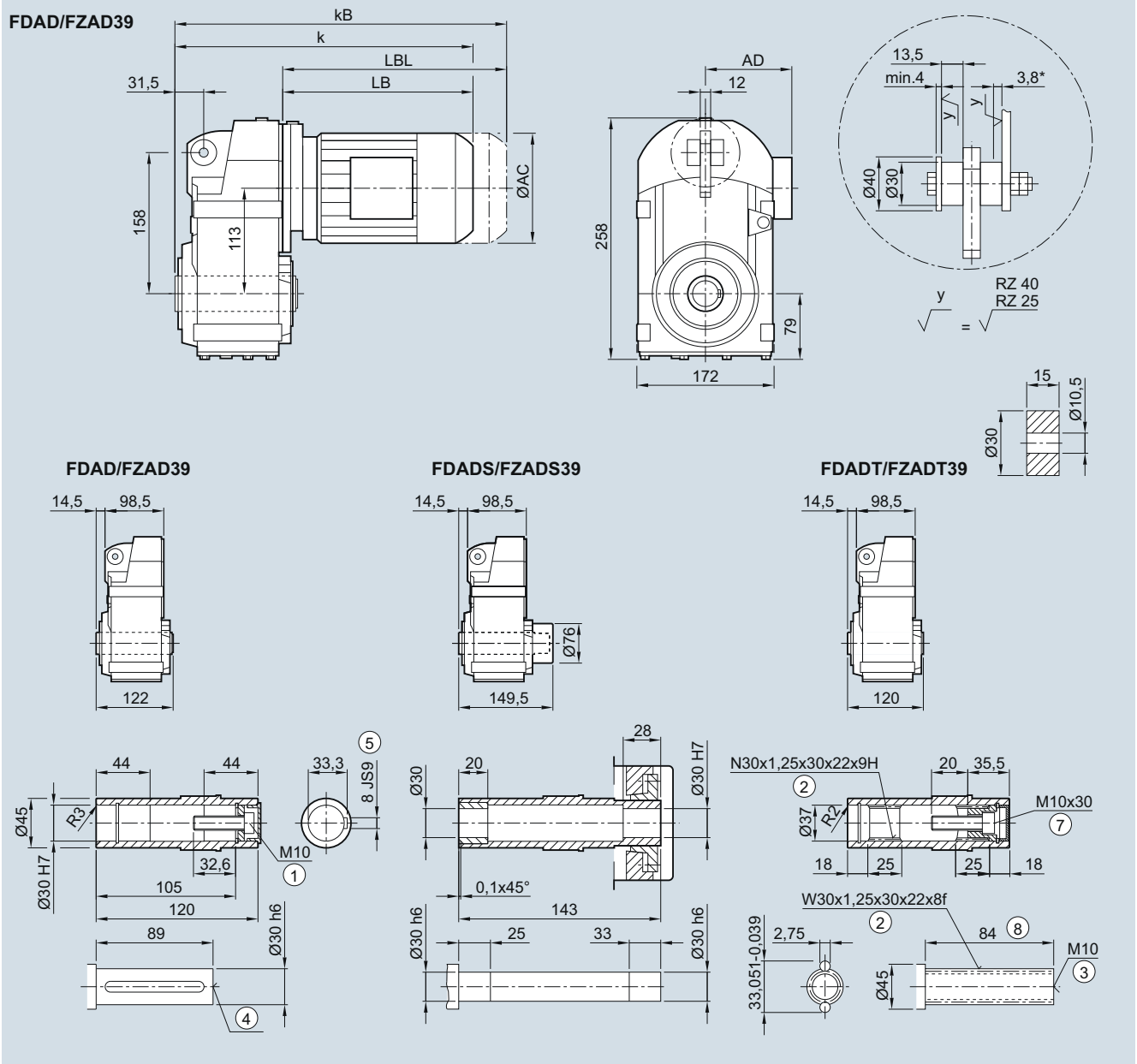
SIMOGEAR geared motors

Parallel shaft geared motors

Dimensions

FDAD./FZAD.39 gearbox in a shaft-mounted design

FAD030, FADS030, FADT030

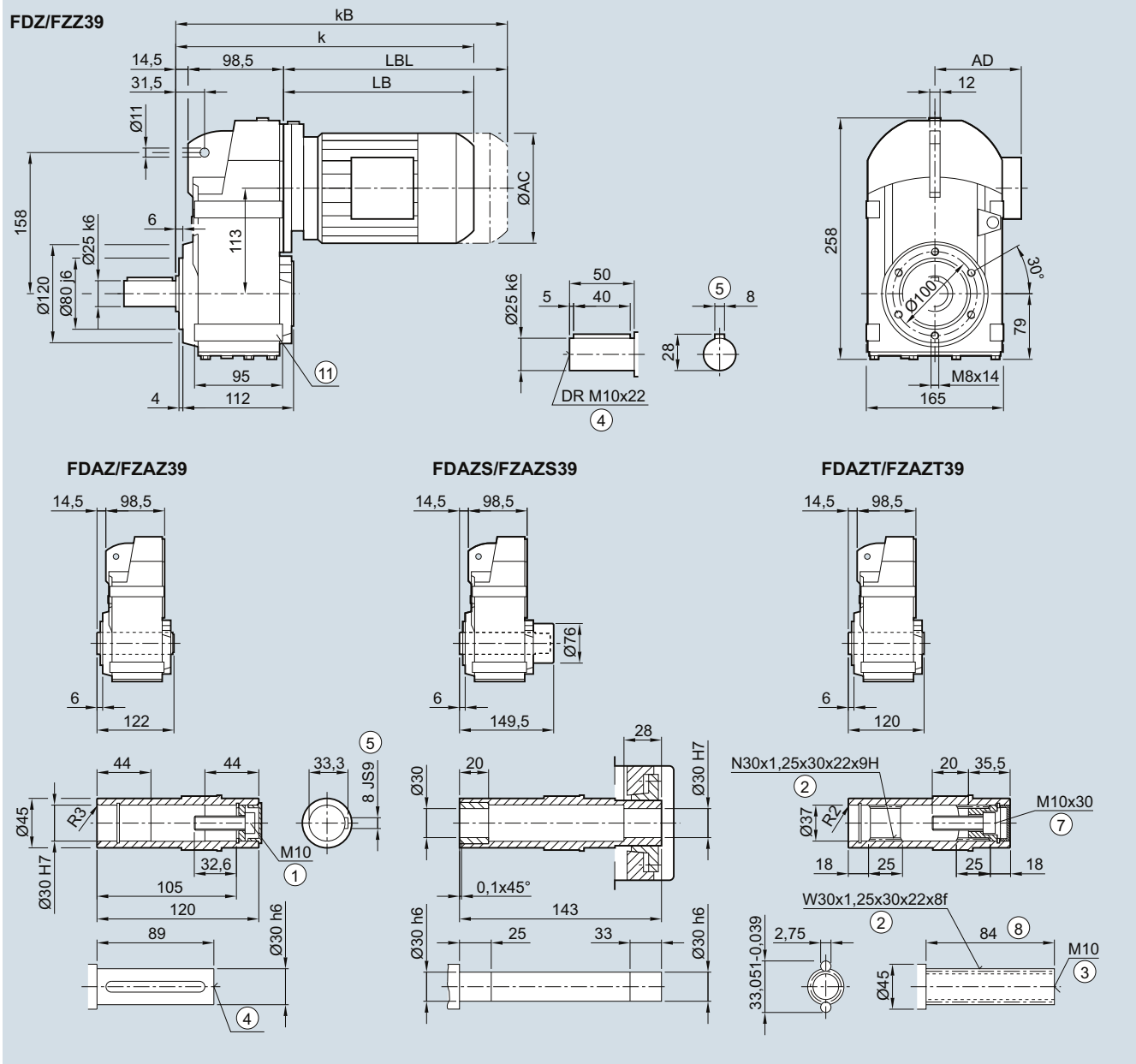


Motor	LA 63	71	71Z	LE 80	80Z	90S	90Z	100 ⁽²⁾	100Z ⁽²⁾	112 ⁽²⁾	112Z ⁽²⁾
AC	117.8	138.8	138.8	156.3	156.3	173.8	173.8	198.0	198.0	222.0	222.0
AD ¹⁾	124.0	134.0	134.0	149.2	149.2	154.2	154.2	170.5	170.5	181.5	181.5
k	307.0	339.0	358.0	403.0	438.0	464.5	504.5	521.0	556.0	531.0	556.0
kB	351.5	394.0	413.0	463.0	498.0	534.5	574.5	599.5	634.5	604.0	629.0
LB	194.0	226.0	245.0	290.0	325.0	351.5	391.5	408.0	443.0	418.0	443.0
LBL	238.5	281.0	300.0	350.0	385.0	421.5	461.5	486.5	521.5	491.0	516.0

① ISO 4014 ② DIN 5480 ③ DIN 332-D ④ DIN 332 ⑤ Feather key/keyway DIN 6885-1 ⑥ ISO 4762 ⑦ Without locating shoulder + 1 mm
¹⁾ AD depends on the motor options, for other dimensions see page 8/42. ²⁾ FDADS/FZADS not possible * Spring compression at max. torque

FD.Z./FZ.Z.39 gearbox in a housing flange design

FZ030, FAZ030, FAZS030, FAZT030



Motor	LA 63	71	71Z	LE 80	80Z	90	90Z	100 ²⁾	100Z ²⁾	112 ²⁾	112Z ²⁾
AC	117.8	138.8	138.8	156.3	156.3	173.8	173.8	198.0	198.0	222.0	222.0
AD ¹⁾	124.0	134.0	134.0	149.2	149.2	154.2	154.2	170.5	170.5	181.5	181.5
k	307.0	339.0	358.0	403.0	438.0	464.5	504.5	521.0	556.0	531.0	556.0
kB	351.5	394.0	413.0	463.0	498.0	534.5	574.5	599.5	634.5	604.0	629.0
LB	194.0	226.0	245.0	290.0	325.0	351.5	391.5	408.0	443.0	418.0	443.0
LBL	238.5	281.0	300.0	350.0	385.0	421.5	461.5	486.5	521.5	491.0	516.0

① ISO 4014 ② DIN 5480 ③ DIN 332-D ④ DIN 332 ⑤ Feather key/keyway DIN 6885-1 ⑦ ISO 4762 ⑧ Without locating shoulder +1 mm

⑩ Use bores only for foot-mounted design

¹⁾ AD depends on the motor options, for other dimensions see page 8/42.

²⁾ FDADS/FZADS not possible

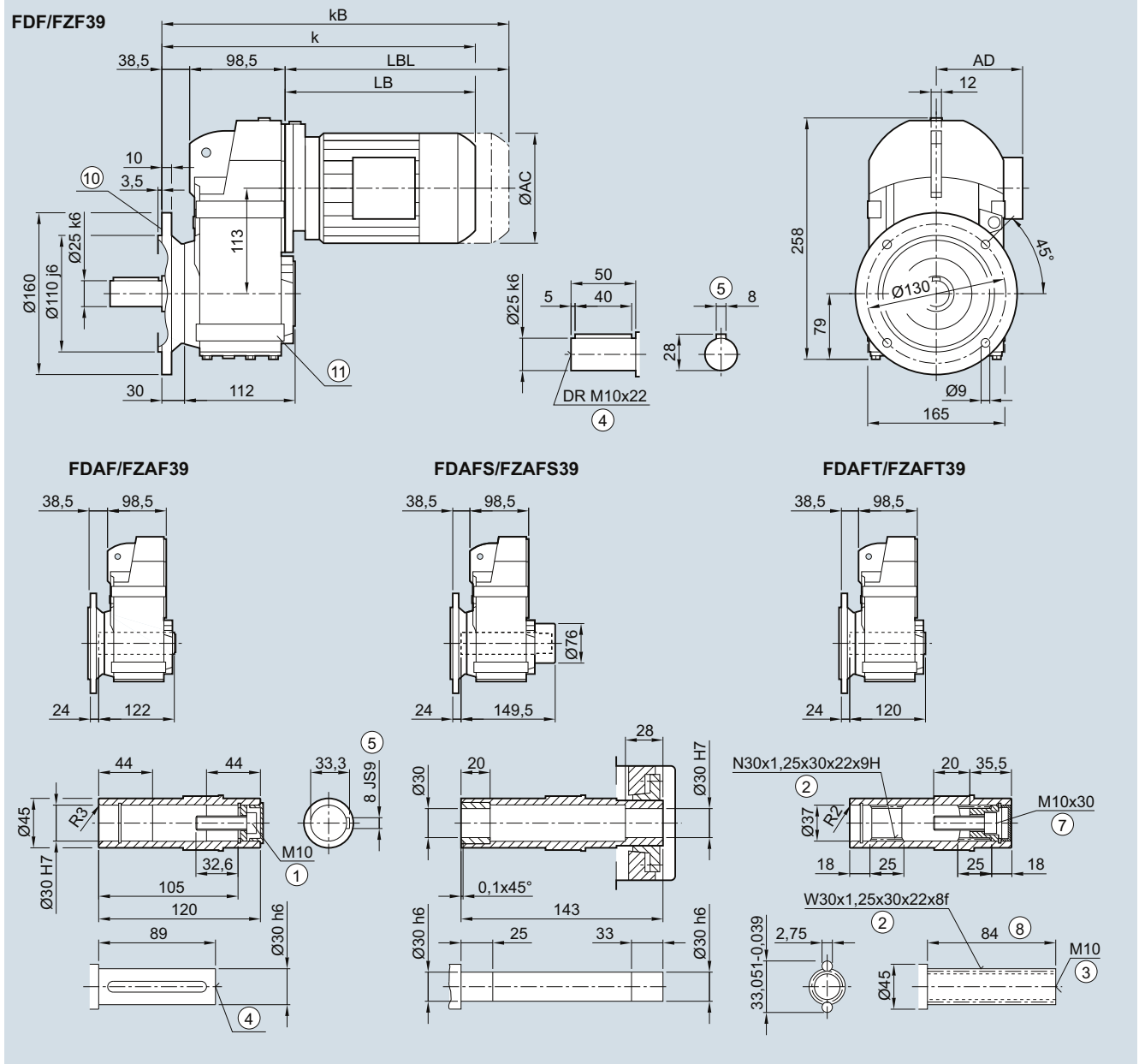
SIMOGEAR geared motors

Parallel shaft geared motors

Dimensions

FD.F./FZ.F.39 in a flange-mounted design

FF030, FAF030, FAFS030, FAFT030



Motor	LA 63	71	71Z	LE 80	80Z	90	90Z	100 ²⁾	100Z ²⁾	112 ²⁾	112Z ²⁾
AC	117.8	138.8	138.8	156.3	156.3	173.8	173.8	198.0	198.0	222.0	222.0
AD ¹⁾	124.0	134.0	134.0	149.2	149.2	154.2	154.2	170.5	170.5	181.5	181.5
k	331.0	363.0	382.0	427.0	462.0	488.5	528.5	545.0	580.0	555.0	580.0
kB	375.5	418.0	437.0	487.0	522.0	558.5	598.5	623.5	658.5	628.0	653.0
LB	194.0	226.0	245.0	290.0	325.0	351.5	391.5	408.0	443.0	418.0	443.0
LBL	238.5	281.0	300.0	350.0	385.0	421.5	461.5	486.5	521.5	491.0	516.0

① ISO 4014 ② DIN 5480 ③ DIN 332-D ④ DIN 332 ⑤ Feather key/keyway DIN 6885-1 ⑦ ISO 4762 ⑧ Without locating shoulder +1 mm

Ⓣ For inner contour see page 4/128 Ⓢ Use bores only for foot-mounted design

¹⁾ AD depends on the motor options, for other dimensions see page 8/42. ²⁾ FDAFS/FZAFS not possible

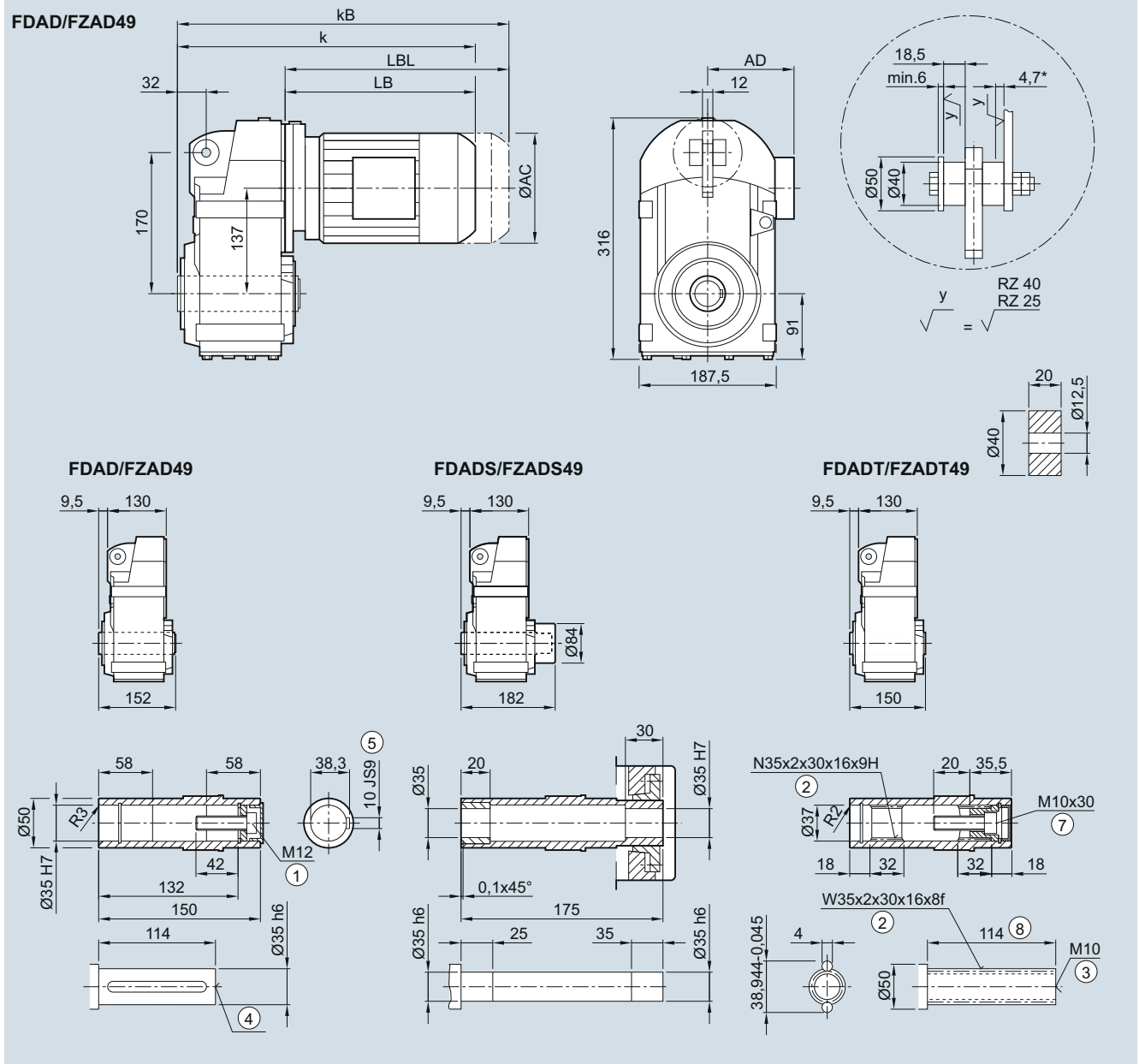
SIMOGEAR geared motors

Parallel shaft geared motors

Dimensions

FDAD./FZAD.49 gearbox in a shaft-mounted design

FAD030, FADS030, FADT030



Motor	LA 63	71	71Z	LE 80	80Z	90	90Z	100	100Z	112 ²⁾	112Z ²⁾	132 ²⁾	132Z ²⁾
AC	117.8	138.8	138.8	156.3	156.3	173.8	173.8	198.0	198.0	222.0	222.0	264.0	264.0
AD ¹⁾	124.0	134.0	134.0	149.2	149.2	154.2	154.2	170.5	170.5	181.5	181.5	207.0	207.0
k	324.0	356.0	375.0	420.0	455.0	481.5	521.5	538.0	573.0	548.0	582.5	601.0	651.0
kB	368.5	411.0	430.0	480.0	515.0	551.5	591.5	616.5	651.5	621.0	655.5	705.5	755.5
LB	184.5	216.5	235.5	280.5	315.5	342.0	382.0	398.5	433.5	408.5	443.0	461.5	511.5
LBL	229.0	271.5	290.5	340.5	375.5	412.0	452.0	477.0	512.0	481.5	516.0	566.0	616.0

① ISO 4014 ② DIN 5480 ③ DIN 332-D ④ DIN 332 ⑤ Feather key/keyway DIN 6885-1 ⑥ ISO 4762 ⑦ Without locating shoulder +1 mm
¹⁾ AD depends on the motor options, for other dimensions see page 8/42. ²⁾ FDADS/FZADS not possible * Spring compression at max. torque

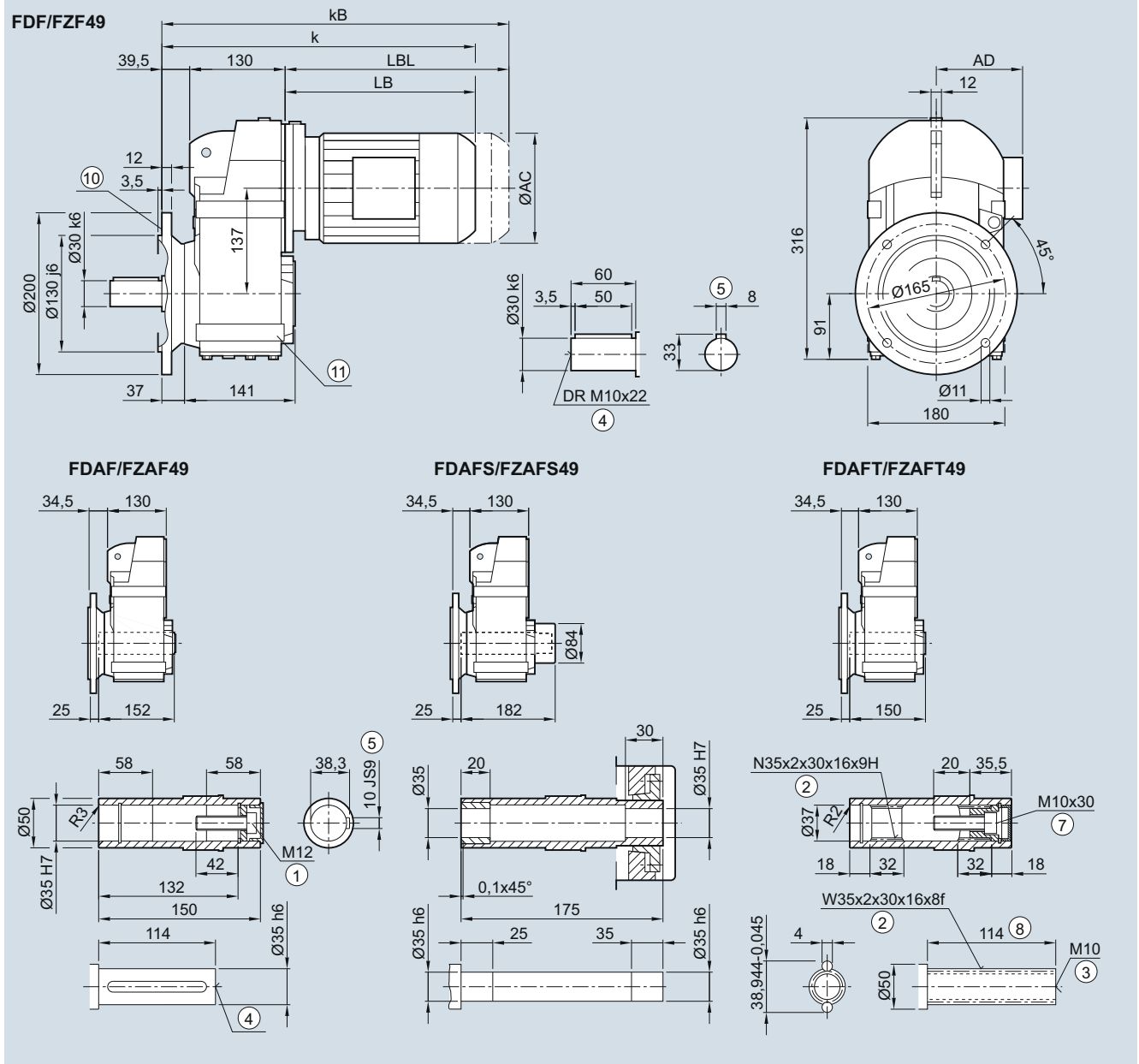
SIMOGEAR geared motors

Parallel shaft geared motors

Dimensions

FD.F/FZ.F49 gearbox in a flange-mounted design

FF030, FAF030, FAFS030, FAFT030



Motor	LA 63	71	71Z	LE 80	80Z	90	90Z	100	100Z	112 ²⁾	112Z ²⁾	132 ²⁾	132Z ²⁾
AC	117.8	138.8	138.8	156.3	156.3	173.8	173.8	198.0	198.0	222.0	222.0	264.0	264.0
AD ¹⁾	124.0	134.0	134.0	149.2	149.2	154.2	154.2	170.5	170.5	181.5	181.5	207.0	207.0
k	354.0	386.0	394.0	450.0	485.0	511.5	551.5	568.0	603.0	578.0	612.5	631.0	681.0
kB	398.5	441.0	460.0	510.0	545.0	581.5	621.5	646.5	681.5	651.0	685.5	735.5	785.5
LB	184.5	216.5	235.5	280.5	315.5	342.0	382.0	398.5	433.5	408.5	443.0	461.5	511.5
LBL	229.0	271.5	290.5	340.5	375.5	412.0	452.0	477.0	512.0	481.5	516.0	566.0	616.0

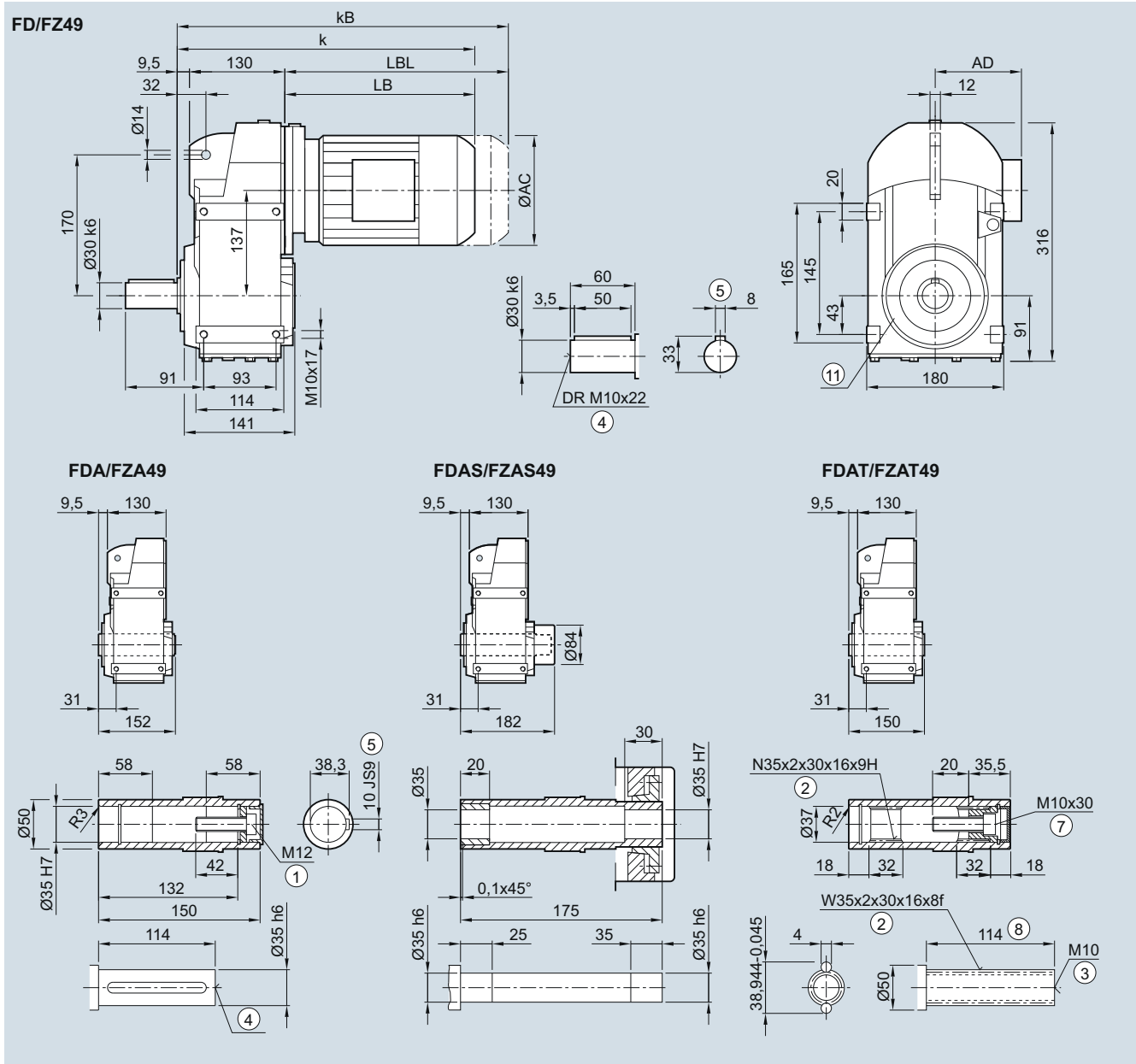
① ISO 4014 ② DIN 5480 ③ DIN 332-D ④ DIN 332 ⑤ Feather key/keyway DIN 6885-1 ⑦ ISO 4762 ⑧ Without locating shoulder +1 mm

⑩ For inner contour see page 4/128 ⑪ Use bores only for foot-mounted design

¹⁾ AD depends on the motor options, for other dimensions see page 8/42. ²⁾ FDAFS/FZAFS not possible

FD./FZ..49 gearbox in a foot-mounted design

F030, FA030, FAS030, FAT030



Motor	LA 63	71	71Z	LE 80	80Z	90	90Z	100	100Z	112 ²⁾	112Z ²⁾	132 ²⁾	132Z ²⁾
AC	117.8	138.8	138.8	156.3	156.3	173.8	173.8	198.0	198.0	222.0	222.0	264.0	264.0
AD ¹⁾	124.0	134.0	134.0	149.2	149.2	154.2	154.2	170.5	170.5	181.5	181.5	207.0	207.0
k	324.0	356.0	375.0	420.0	455.0	481.5	521.5	538.0	573.0	548.0	582.5	601.0	651.0
kB	368.5	411.0	430.0	480.0	515.0	551.5	591.5	616.5	651.5	621.0	655.5	705.5	755.5
LB	184.5	216.5	235.5	280.5	315.5	342.0	382.0	398.5	433.5	408.5	443.0	461.5	511.5
LBL	229.0	271.5	290.5	340.5	375.5	412.0	452.0	477.0	512.0	481.5	516.0	566.0	616.0

① ISO 4014 ② DIN 5480 ③ DIN 332-D ④ DIN 332 ⑤ Feather key/keyway DIN 6885-1 ⑦ ISO 4762 ⑧ Without locating shoulder + 1 mm

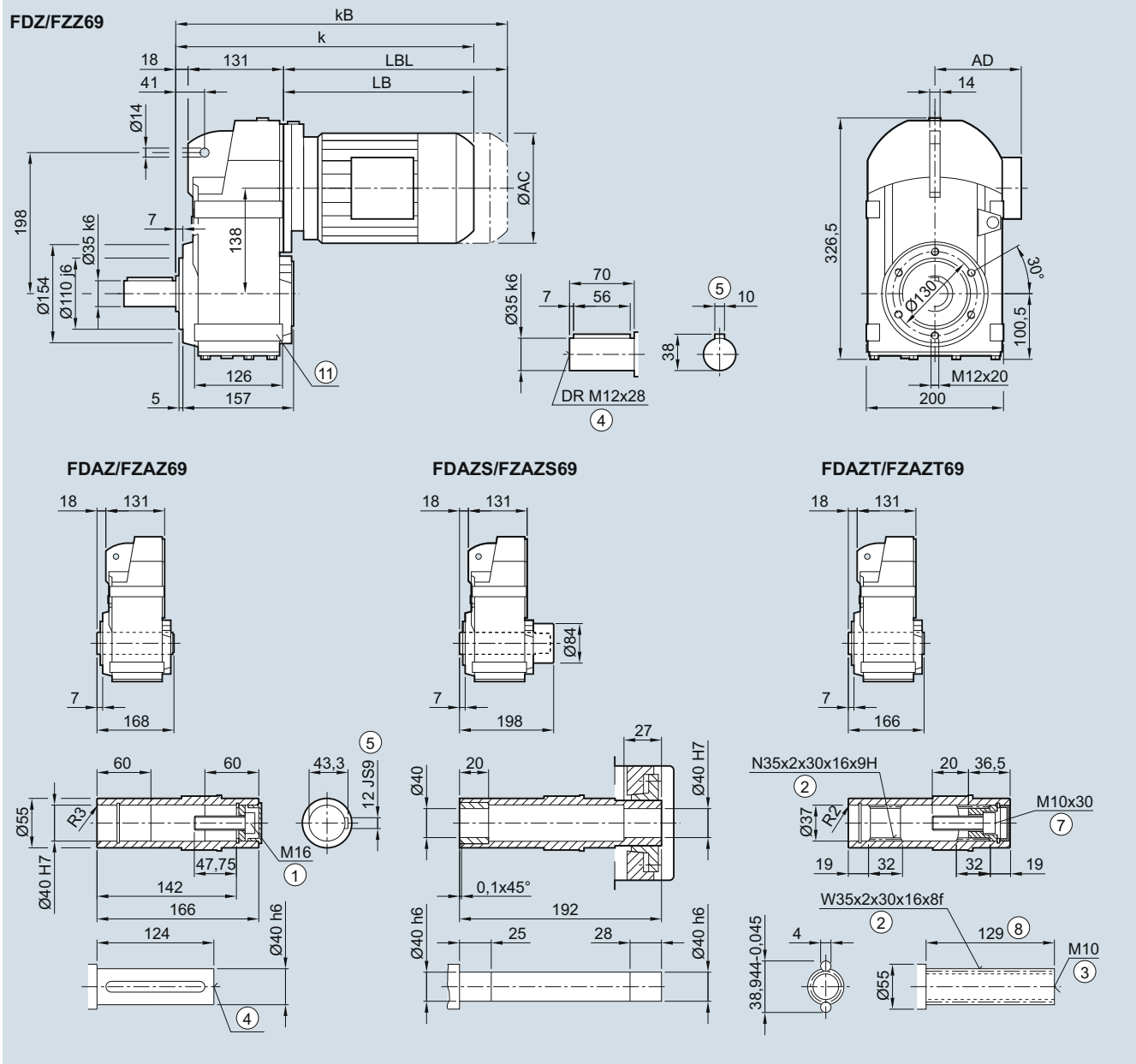
⑩ Use bores only for housing flange design

¹⁾ AD depends on the motor options, for other dimensions see page 8/42.

²⁾ FDAS/FZAS not possible

FD.Z./FZ.Z.69 gearbox in a housing flange design

FZ030, FAZ030, FAZS030, FAZT030



Motor	LA 63	71	71Z	LE 80	80Z	90	90Z	100	100Z	112 ²⁾	112Z ²⁾	132 ²⁾	132Z ²⁾
AC	117.8	138.8	138.8	156.3	156.3	173.8	173.8	198.0	198.0	222.0	222.0	264.0	264.0
AD ¹⁾	124.0	134.0	134.0	149.2	149.2	154.2	154.2	170.5	170.5	181.5	181.5	207.0	207.0
k	333.5	365.5	384.5	429.5	464.5	491.0	531.0	547.5	582.5	557.5	592.0	610.5	660.5
kB	378.0	420.5	439.5	489.5	524.5	561.0	601.0	626.0	661.0	630.5	665.0	715.0	765.0
LB	184.5	216.5	235.5	280.5	315.5	342.0	382.0	398.5	433.5	408.5	443.0	461.5	511.5
LBL	229.0	271.5	290.5	340.5	375.5	412.0	452.0	477.0	512.0	481.5	516.0	566.0	616.0

① ISO 4014 ② DIN 5480 ③ DIN 332-D ④ DIN 332 ⑤ Feather key/keyway DIN 6885-1 ⑦ ISO 4762 ⑧ Without locating shoulder +1 mm

⑩ Use bores only for foot-mounted design

¹⁾ AD depends on the motor options, for other dimensions see page 8/42.

²⁾ FDAZS/FZAZS not possible

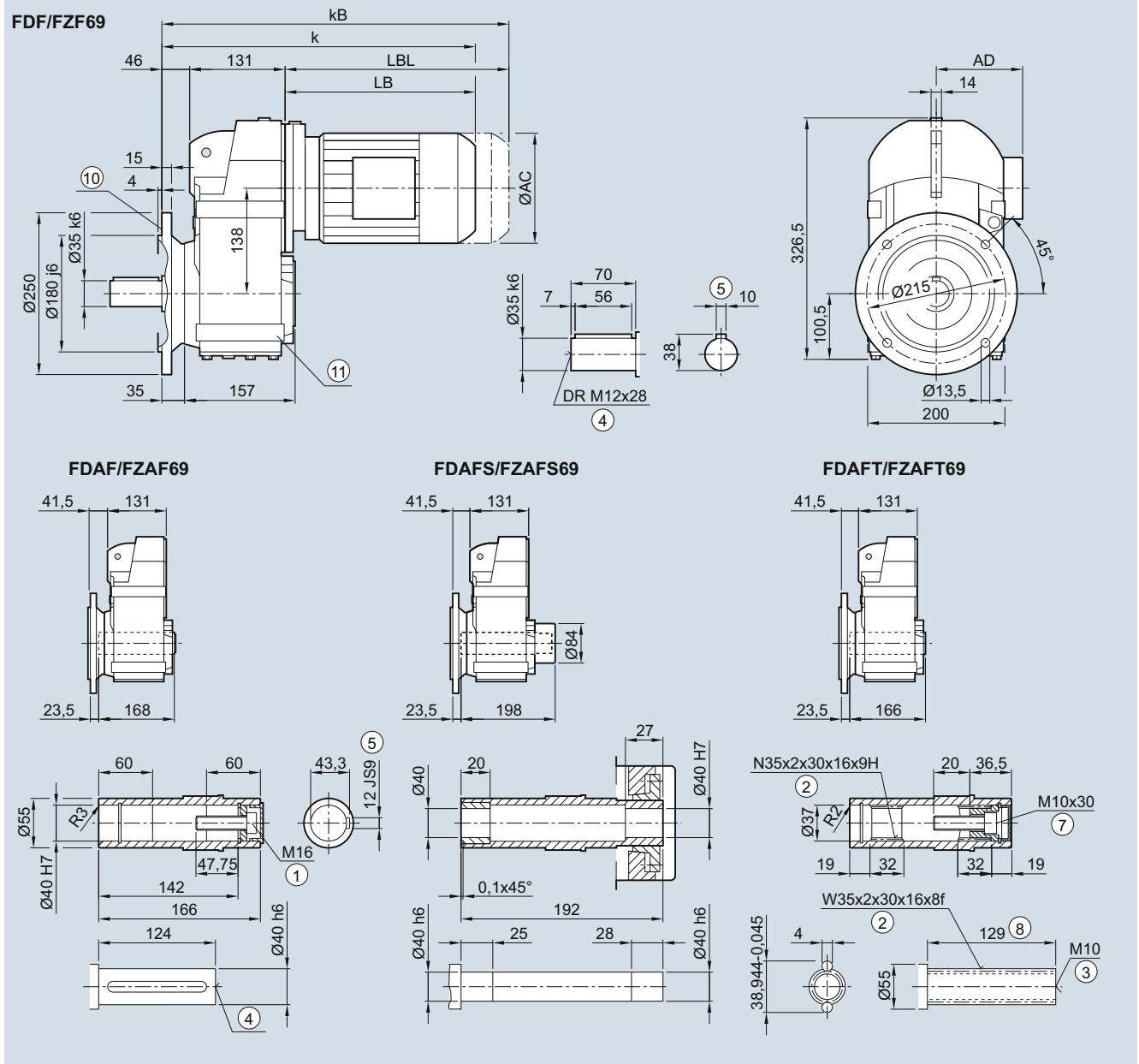
SIMOGEAR geared motors

Parallel shaft geared motors

Dimensions

FD.F/FZ.F.69 gearbox in a flange-mounted design

FF030, FAF030, FAFS030, FAFT030



Motor	LA 63	71	71Z	LE 80	80Z	90	90Z	100	100Z	112 ²⁾	112Z ²⁾	132 ²⁾	132Z ²⁾
AC	117.8	138.8	138.8	156.3	156.3	173.8	173.8	198.0	198.0	222.0	222.0	264.0	264.0
AD ¹⁾	124.0	134.0	134.0	149.2	149.2	154.2	154.2	170.5	170.5	181.5	181.5	207.0	207.0
k	361.5	393.5	412.5	457.5	492.5	519.0	559.0	575.5	610.5	585.5	620.0	638.5	688.5
kB	406.0	448.5	467.5	517.5	552.5	589.0	629.0	654.0	689.0	658.5	693.0	743.0	793.0
LB	184.5	216.5	235.5	280.5	315.5	342.0	382.0	398.5	433.5	408.5	443.0	461.5	511.5
LBL	229.0	271.5	290.5	340.5	375.5	412.0	452.0	477.0	512.0	481.5	516.0	566.0	616.0

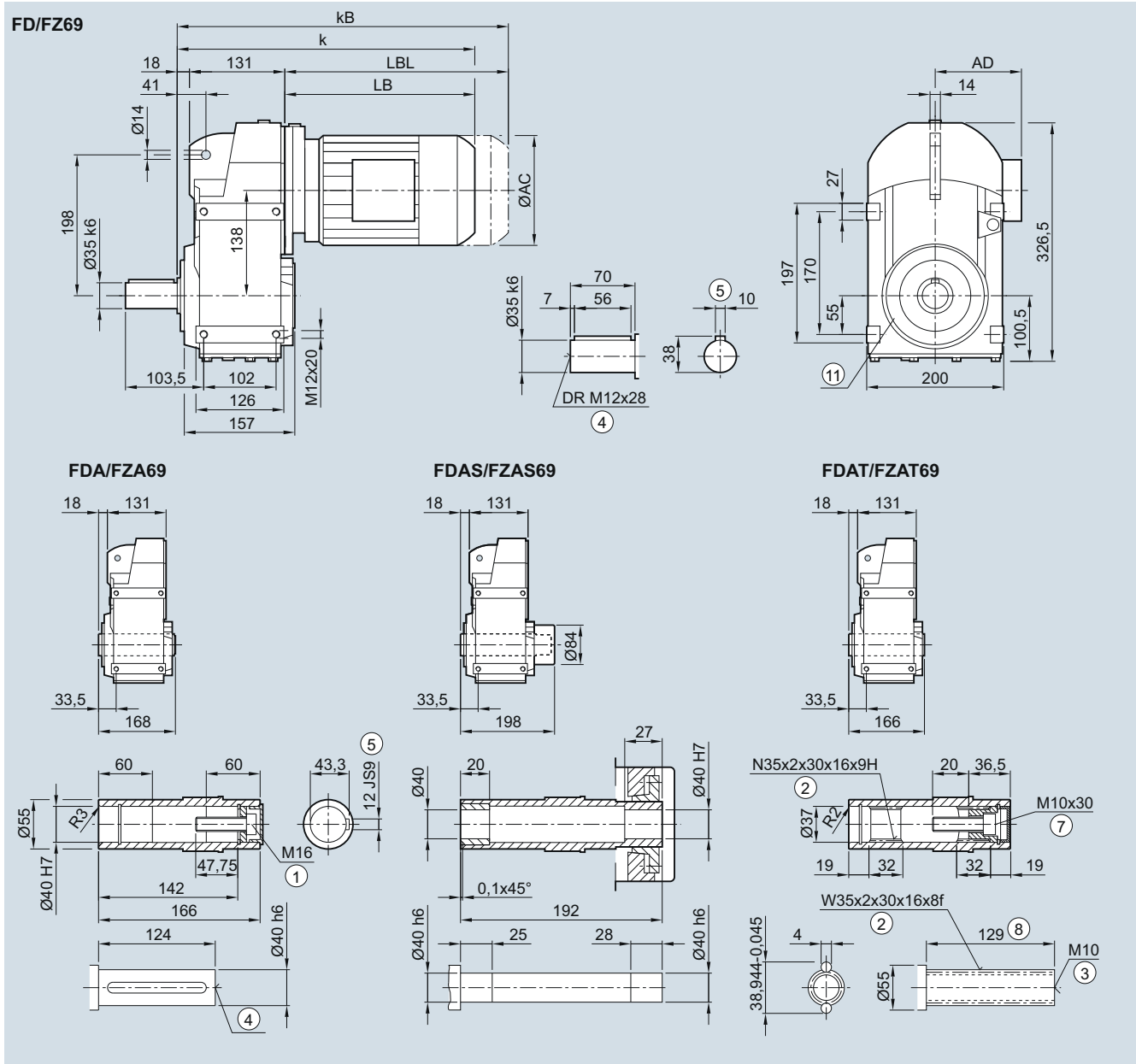
① ISO 4014 ② DIN 5480 ③ DIN 332-D ④ DIN 332 ⑤ Feather key/keyway DIN 6885-1 ⑦ ISO 4762 ⑧ Without locating shoulder +1 mm

⑩ For inner contour see page 4/128 ⑪ Use bores only for foot-mounted design

¹⁾ AD depends on the motor options, for other dimensions see page 8/42. ²⁾ FDAFS/FZAFS not possible

FD./FZ..69 gearbox in a foot-mounted design

F030, FA030, FAS030, FAT030



Motor	LA 63	71	71Z	LE 80	80Z	90	90Z	100	100Z	112 ²⁾	112Z ²⁾	132 ²⁾	132Z ²⁾
AC	117.8	138.8	138.8	156.3	156.3	173.8	173.8	198.0	198.0	222.0	222.0	264.0	264.0
AD ¹⁾	124.0	134.0	134.0	149.2	149.2	154.2	154.2	170.5	170.5	181.5	181.5	207.0	207.0
k	333.5	365.5	384.5	429.5	464.5	491.0	531.0	547.5	582.5	557.5	592.0	610.5	660.5
kB	378.0	420.5	439.5	489.5	524.5	561.0	601.0	626.0	661.0	630.5	665.0	715.0	765.0
LB	184.5	216.5	235.5	280.5	315.5	342.0	382.0	398.5	433.5	408.5	443.0	461.5	511.5
LBL	229.0	271.5	290.5	340.5	375.5	412.0	452.0	477.0	512.0	481.5	516.0	566.0	616.0

① ISO 4014 ② DIN 5480 ③ DIN 332-D ④ DIN 332 ⑤ Feather key/keyway DIN 6885-1 ⑦ ISO 4762 ⑧ Without locating shoulder + 1 mm

⑩ Use bores only for housing flange design

1) AD depends on the motor options, for other dimensions see page 8/42.

2) FDAS/FZAS not possible

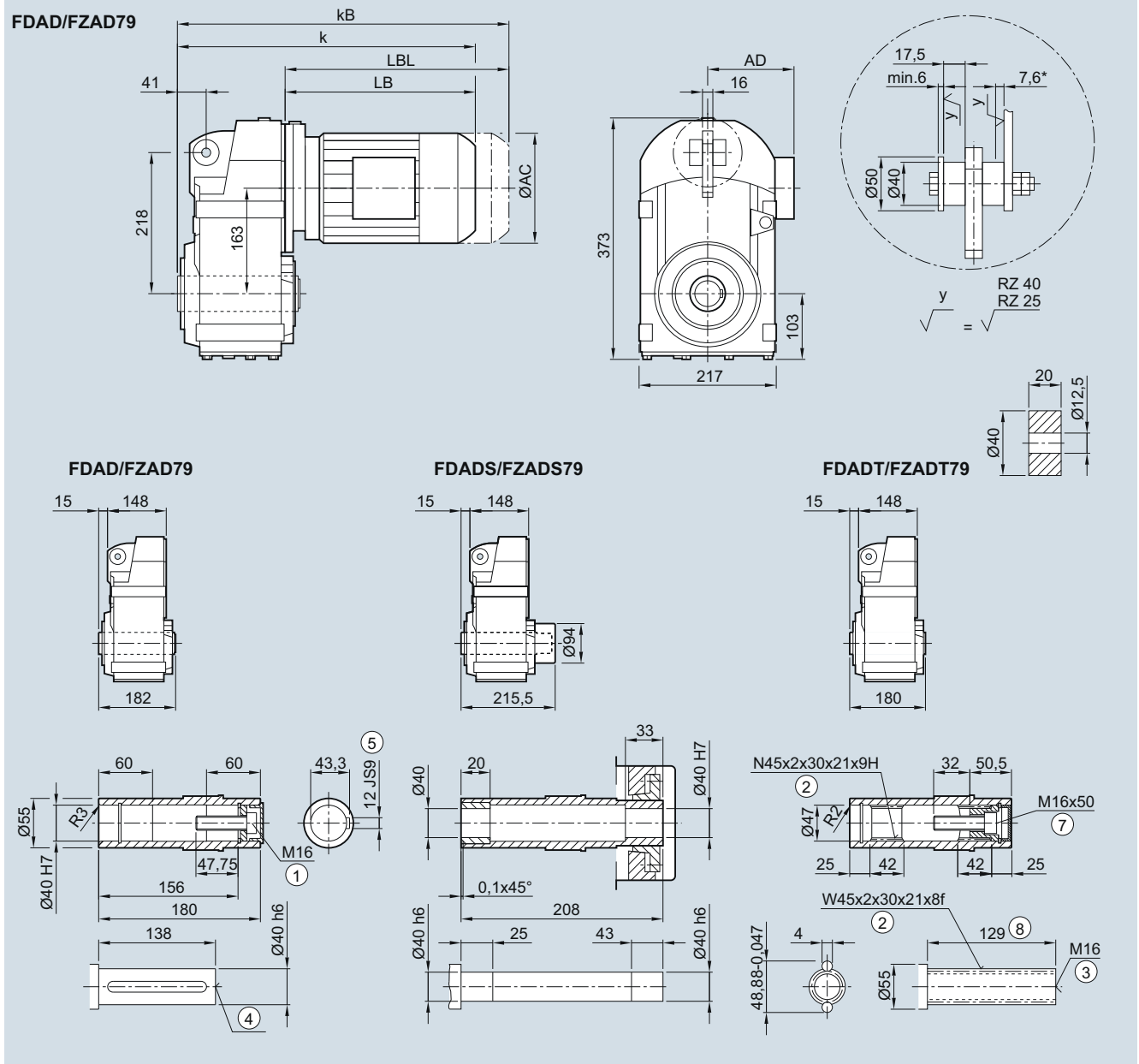
SIMOGEAR geared motors

Parallel shaft geared motors

Dimensions

FDAD./FZAD.79 gearbox in a shaft-mounted design

FAD030, FADS030, FADT030

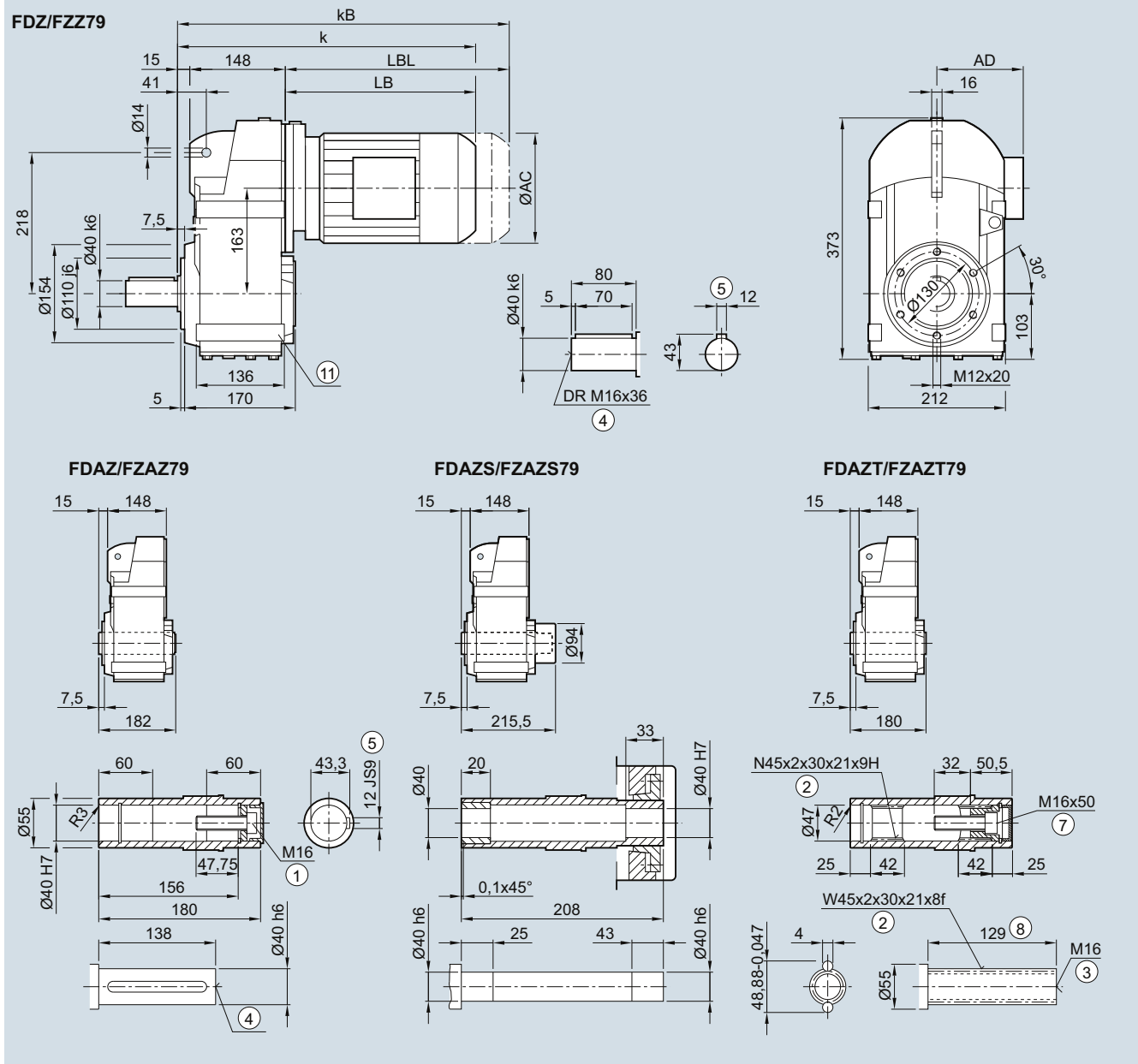


Motor	LA 71	71Z	LE 80	80Z	90	90Z	100	100Z	112	112Z	132	132Z	160 ⁽²⁾	160Z ⁽²⁾
AC	138.8	138.8	156.3	156.3	173.8	173.8	198.0	198.0	222.0	222.0	264.0	264.0	318.0	318.0
AD ¹⁾	134.0	134.0	149.2	149.2	154.2	154.2	170.5	170.5	181.5	181.5	207.0	207.0	241.0	241.0
k	377.5	396.5	437.5	472.5	499.0	539.0	555.5	590.5	565.5	590.5	618.5	668.5	700.5	760.5
kB	432.5	451.5	497.5	532.5	569.0	609.0	634.0	669.0	638.5	663.5	723.0	773.0	816.5	876.5
LB	214.5	233.5	274.5	309.5	336.0	376.0	392.5	427.5	402.5	427.5	455.5	505.5	537.5	597.5
LBL	269.5	288.5	334.5	369.5	406.0	446.0	471.0	506.0	475.5	500.5	560.0	610.0	653.5	713.5

① ISO 4014 ② DIN 5480 ③ DIN 332-D ④ DIN 332 ⑤ Feather key/keyway DIN 6885-1 ⑥ ISO 4762 ⑦ Without locating shoulder +1 mm
¹⁾ AD depends on the motor options, for other dimensions see page 8/42. ²⁾ FDADS/FZADS not possible * Spring compression at max. torque

FD.Z./FZ.Z.79 gearbox in a housing flange design

FZ030, FAZ030, FAZS030, FAZT030



Motor	LA 71	71Z	LE 80	80Z	90	90Z	100	100Z	112	112Z	132	132Z	160 ²⁾	160Z ²⁾
AC	138.8	138.8	156.3	156.3	173.8	173.8	198.0	198.0	222.0	222.0	264.0	264.0	318.0	318.0
AD ¹⁾	134.0	134.0	149.2	149.2	154.2	154.2	170.5	170.5	181.5	181.5	207.0	207.0	241.0	241.0
k	377.5	396.5	437.5	472.5	499.0	539.0	555.5	590.5	565.5	590.5	618.5	668.5	700.5	760.5
kB	432.5	451.5	497.5	532.5	569.0	609.0	634.0	669.0	638.5	663.5	723.0	773.0	816.5	876.5
LB	214.5	233.5	274.5	309.5	336.0	376.0	392.5	427.5	402.5	427.5	455.5	505.5	537.5	597.5
LBL	269.5	288.5	334.5	369.5	406.0	446.0	471.0	506.0	475.5	500.5	560.0	610.0	653.5	713.5

① ISO 4014 ② DIN 5480 ③ DIN 332-D ④ DIN 332 ⑤ Feather key/keyway DIN 6885-1 ⑦ ISO 4762 ⑧ Without locating shoulder +1 mm

⑩ Use bores only for foot-mounted design

¹⁾ AD depends on the motor options, for other dimensions see page 8/42.

²⁾ FDAZS/FZAZS not possible

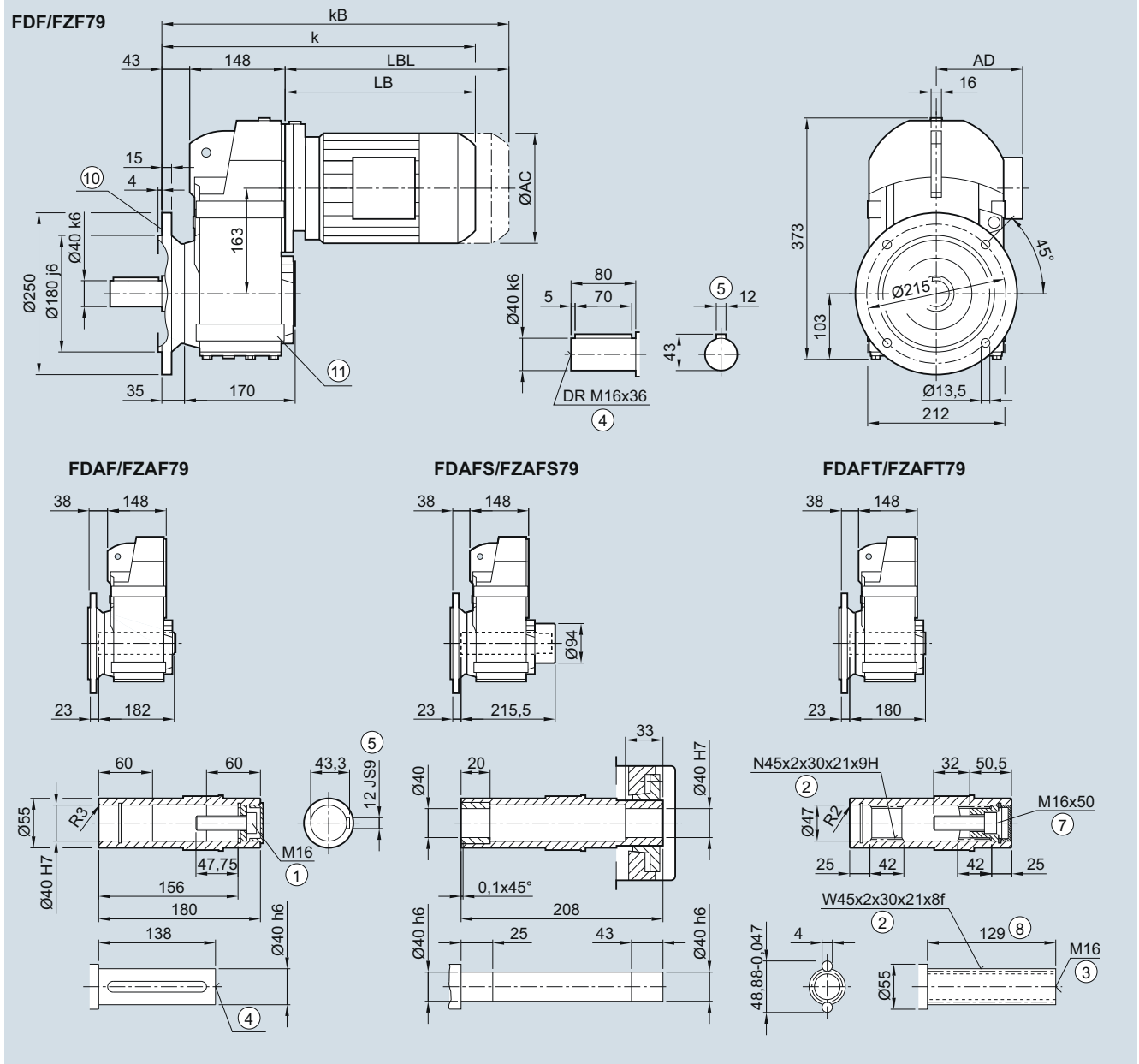
SIMOGEAR geared motors

Parallel shaft geared motors

Dimensions

FD.F/FZ.F79 gearbox in a flange-mounted design

FF030, FAF030, FAFS030, FAFT030



Motor	LA 71	71Z	LE 80	80Z	90	90Z	100	100Z	112	112Z	132	132Z	160 ²⁾	160Z ²⁾
AC	138.8	138.8	156.3	156.3	173.8	173.8	198.0	198.0	222.0	222.0	264.0	264.0	318.0	318.0
AD ¹⁾	134.0	134.0	149.2	149.2	154.2	154.2	170.5	170.5	181.5	181.5	207.0	207.0	241.0	241.0
k	405.5	424.5	465.5	500.5	527.0	567.0	583.5	618.5	593.5	618.5	646.5	696.5	728.5	788.5
kB	460.5	479.5	525.5	560.5	597.0	637.0	662.0	697.0	666.5	691.5	751.0	801.0	844.5	904.5
LB	214.5	233.5	274.5	309.5	336.0	376.0	392.5	427.5	402.5	427.5	455.5	505.5	537.5	597.5
LBL	269.5	288.5	334.5	369.5	406.0	446.0	471.0	506.0	475.5	500.5	560.0	610.0	653.5	713.5

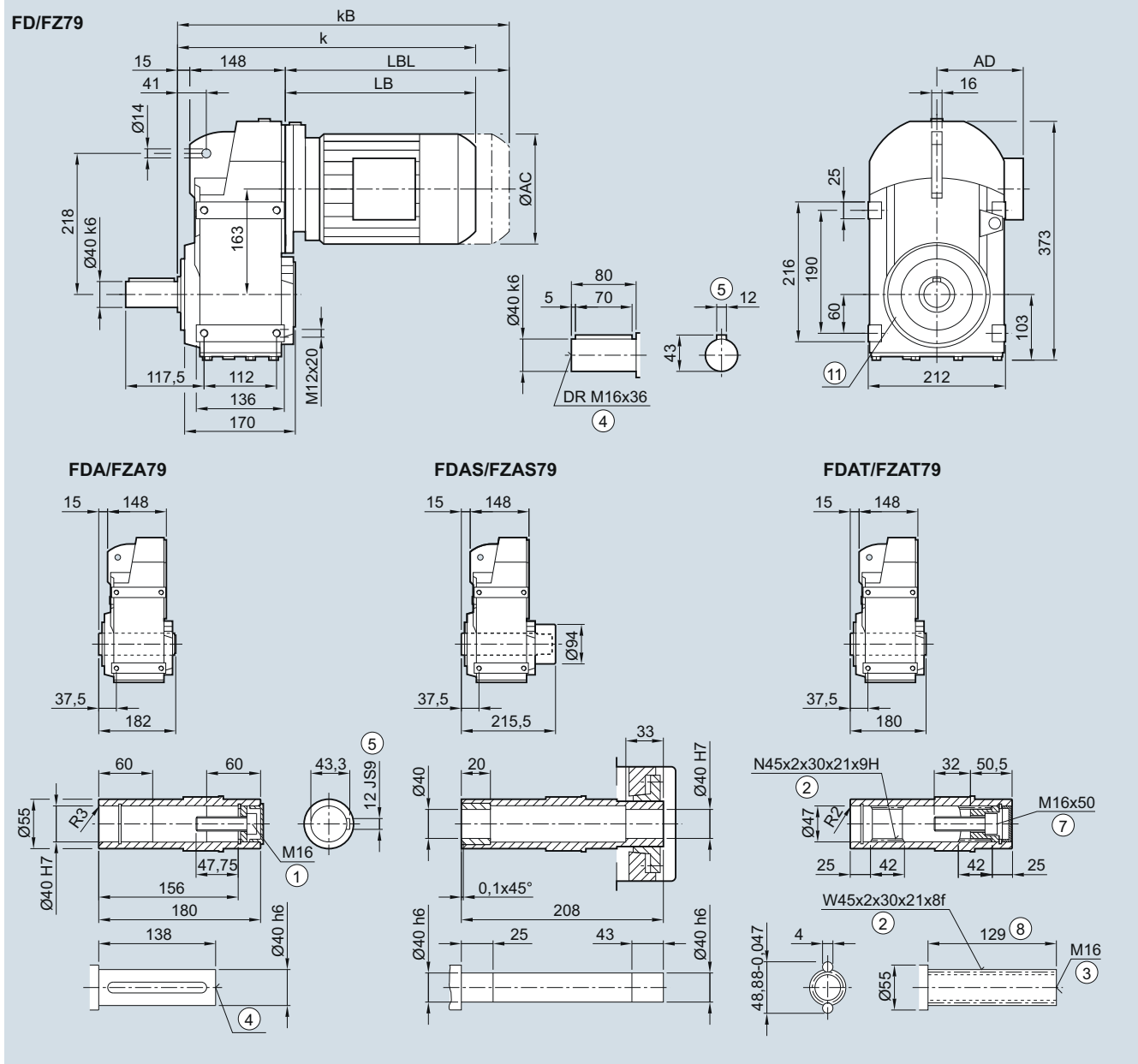
① ISO 4014 ② DIN 5480 ③ DIN 332-D ④ DIN 332 ⑤ Feather key/keyway DIN 6885-1 ⑦ ISO 4762 ⑧ Without locating shoulder +1 mm

⑩ For inner contour see page 4/128 ⑪ Use bores only for foot-mounted design

¹⁾ AD depends on the motor options, for other dimensions see page 8/42. ²⁾ FADAFS/FZAFS not possible

FD./FZ..79 gearbox in a foot-mounted design

F030, FA030, FAS030, FAT030



Motor	LA 71	71Z	LE 80	80Z	90	90Z	100	100Z	112	112Z	132	132Z	160 ²⁾	160Z ²⁾
AC	138.8	138.8	156.3	156.3	173.8	173.8	198.0	198.0	222.0	222.0	264.0	264.0	318.0	318.0
AD ¹⁾	134.0	134.0	149.2	149.2	154.2	154.2	170.5	170.5	181.5	181.5	207.0	207.0	241.0	241.0
k	377.5	396.5	437.5	472.5	499.0	539.0	555.5	590.5	565.5	590.5	618.5	668.5	700.5	760.5
kB	432.5	451.5	497.5	532.5	569.0	609.0	634.0	669.0	638.5	663.5	723.0	773.0	816.5	876.5
LB	214.5	233.5	274.5	309.5	336.0	376.0	392.5	427.5	402.5	427.5	455.5	505.5	537.5	597.5
LBL	269.5	288.5	334.5	369.5	406.0	446.0	471.0	506.0	475.5	500.5	560.0	610.0	653.5	713.5

① ISO 4014 ② DIN 5480 ③ DIN 332-D ④ DIN 332 ⑤ Feather key/keyway DIN 6885-1 ⑦ ISO 4762 ⑧ Without locating shoulder +1 mm
 ⑨ Use bores only for housing flange design

1) AD depends on the motor options, for other dimensions see page 8/42.

2) FDAS/FZAS not possible

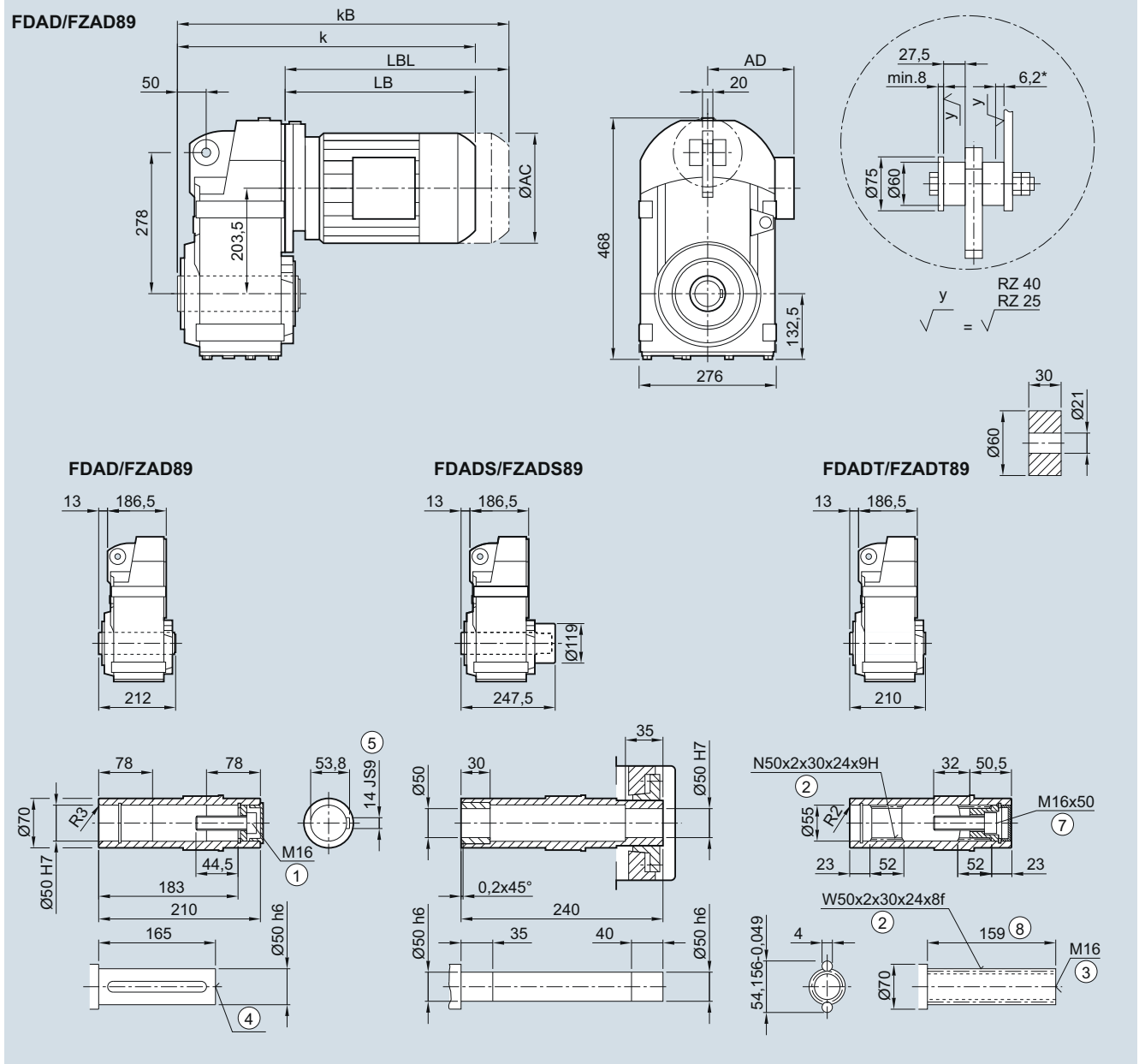
SIMOGEAR geared motors

Parallel shaft geared motors

Dimensions

FDAD./FZAD.89 gearbox in a shaft-mounted design

FAD030, FADS030, FADT030



Motor	LE 80	80Z	90	90Z	100	100Z	112	112Z	132	132Z	160	160Z	LES 180 ⁽²⁾	180Z ⁽²⁾
AC	156.3	156.3	173.8	173.8	198.0	198.0	222.0	222.0	264.0	264.0	318.0	318.0	352.5	352.5
AD ¹⁾	149.2	149.2	154.2	154.2	170.5	170.5	181.5	181.5	207.0	207.0	241.0	241.0	292.0	292.0
k	461.0	496.0	522.5	562.5	575.0	610.0	585.0	610.0	638.0	688.0	720.0	780.0	793.0	823.0
kB	521.0	556.0	592.5	632.5	653.5	688.5	658.0	683.0	742.5	792.5	836.0	896.0	922.0	952.0
LB	261.5	296.5	323.0	363.0	375.5	410.5	385.5	410.5	438.5	488.5	520.5	580.5	593.5	623.5
LBL	321.5	356.5	393.0	433.0	454.0	489.0	458.5	483.5	543.0	593.0	636.5	696.5	722.5	752.5

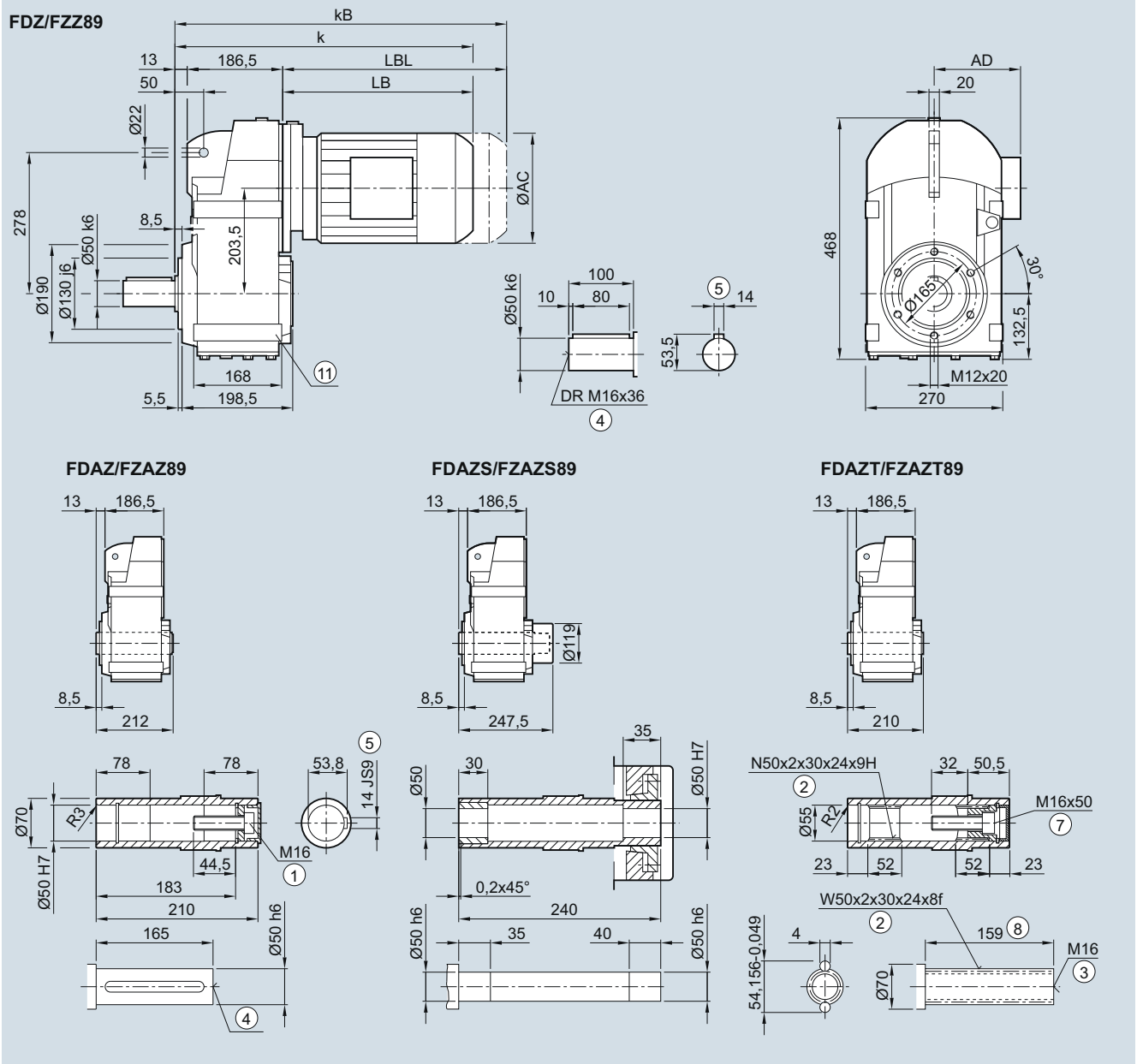
① ISO 4014 ② DIN 5480 ③ DIN 332-D ④ DIN 332 ⑤ Feather key/keyway DIN 6885-1 ⑥ ISO 4762 ⑦ Without locating shoulder +1 mm
¹⁾ AD depends on the motor options, for other dimensions see page 8/42. ²⁾ FDADS/FZADS not possible * Spring compression at max. torque

SIMOGEAR geared motors
Parallel shaft geared motors

Dimensions

FD.Z./FZ.Z.89 gearbox in a housing flange design

FZ030, FAZ030, FAZS030, FAZT030



Motor	LE 80	80Z	90	90Z	100	100Z	112	112Z	132	132Z	160	160Z	LES 180 ²⁾	180Z ²⁾
AC	156.3	156.3	173.8	173.8	198.0	198.0	222.0	222.0	264.0	264.0	318.0	318.0	352.5	352.5
AD ¹⁾	149.2	149.2	154.2	154.2	170.5	170.5	181.5	181.5	207.0	207.0	241.0	241.0	292.0	292.0
k	461.0	496.0	522.5	562.5	575.0	610.0	585.0	610.0	638.0	688.0	720.0	780.0	793.0	823.0
kB	521.0	556.0	592.5	632.5	653.5	688.5	658.0	683.0	742.5	792.5	836.0	896.0	922.0	952.0
LB	261.5	296.5	323.0	363.0	375.5	410.5	385.5	410.5	438.5	488.5	520.5	580.5	593.5	623.5
LBL	321.5	356.5	393.0	433.0	454.0	489.0	458.5	483.5	543.0	593.0	636.5	696.5	722.5	752.5

① ISO 4014 ② DIN 5480 ③ DIN 332-D ④ DIN 332 ⑤ Feather key/keyway DIN 6885-1 ⑦ ISO 4762 ⑧ Without locating shoulder +1 mm

⑩ Use bores only for foot-mounted design

¹⁾ AD depends on the motor options, for other dimensions see page 8/42.

²⁾ FDAS/FZAS not possible

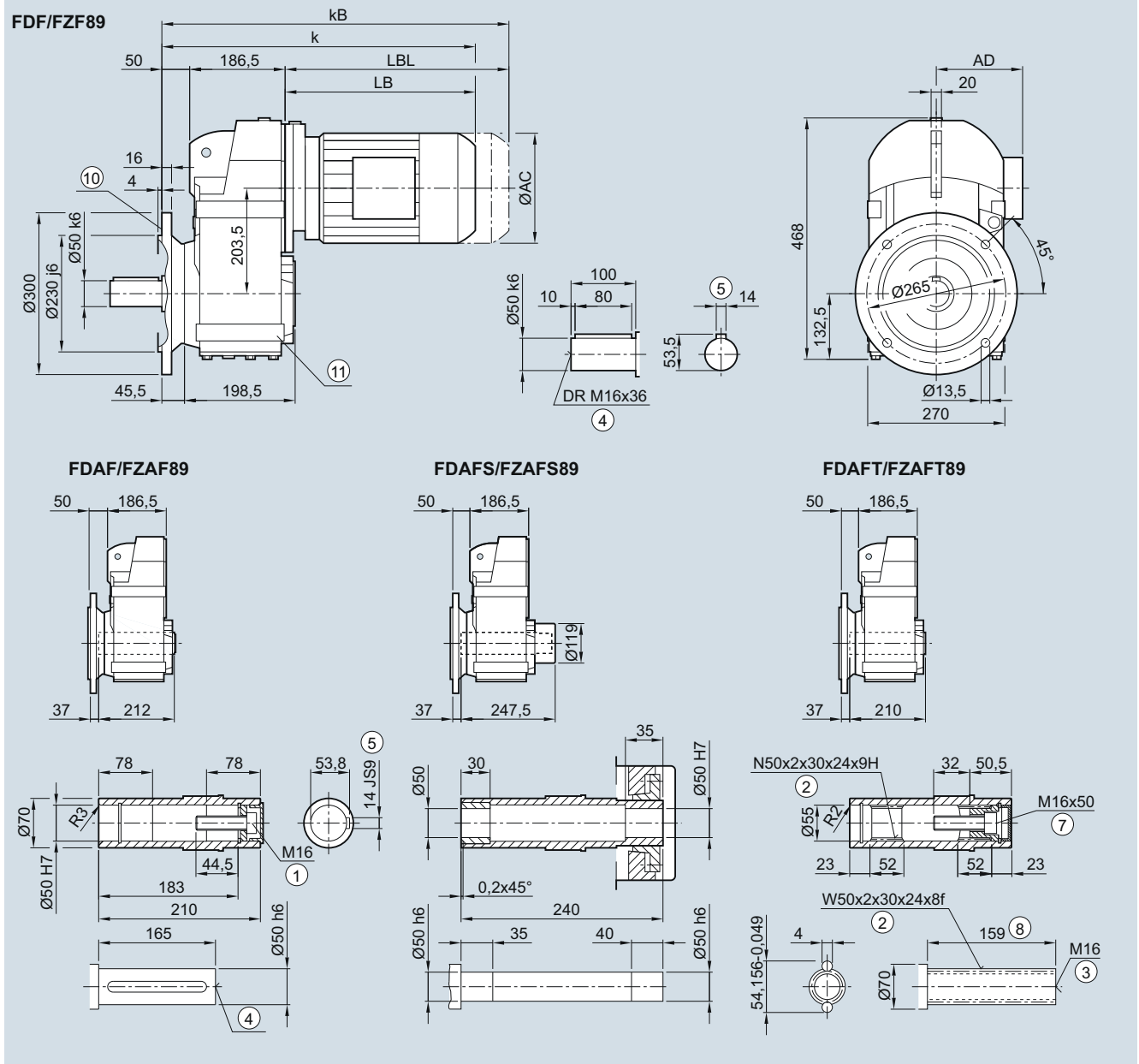
SIMOGEAR geared motors

Parallel shaft geared motors

Dimensions

FD.F/FZ.F.89 gearbox in a flange-mounted design

FF030, FAF030, FAFS030, FAFT030



Motor	LE 80	80Z	90	90Z	100	100Z	112	112Z	132	132Z	160	160Z	LES 180 ⁽²⁾	180Z ⁽²⁾
AC	156.3	156.3	173.8	173.8	198.0	198.0	222.0	222.0	264.0	264.0	318.0	318.0	352.5	352.5
AD ¹⁾	149.2	149.2	154.2	154.2	170.5	170.5	181.5	181.5	207.0	207.0	241.0	241.0	292.0	292.0
k	498.0	533.0	559.5	599.5	612.0	647.0	622.0	647.0	675.0	725.0	757.0	817.0	830.0	860.0
kB	558.0	593.0	629.5	669.5	690.5	725.5	695.0	720.0	779.5	829.5	873.0	933.0	959.0	989.0
LB	261.5	296.5	323.0	363.0	375.5	410.5	385.5	410.5	438.5	488.5	520.5	580.5	593.5	623.5
LBL	321.5	356.5	393.0	433.0	454.0	489.0	458.5	483.5	543.0	593.0	636.5	696.5	722.5	752.5

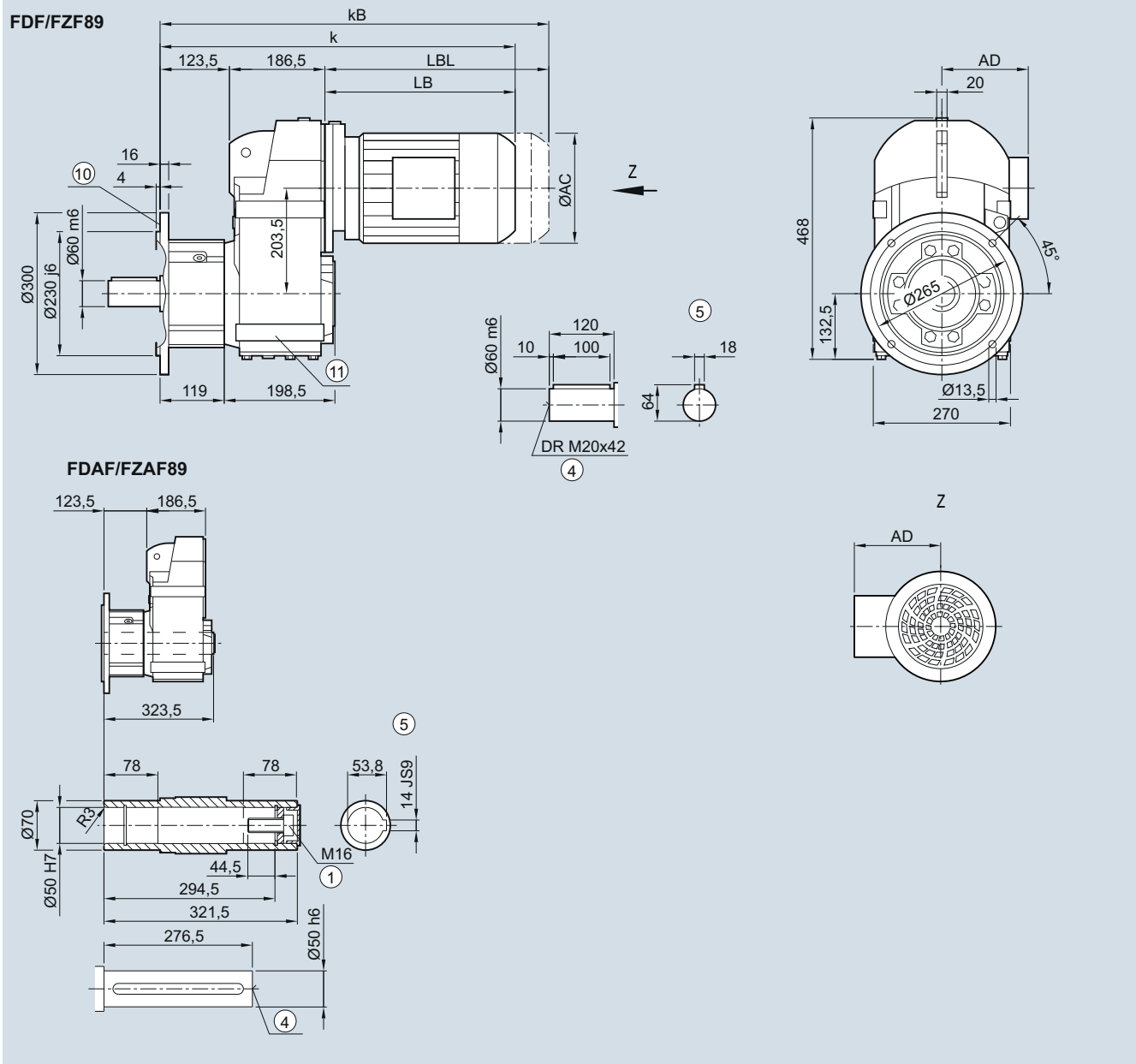
① ISO 4014 ② DIN 5480 ③ DIN 332-D ④ DIN 332 ⑤ Feather key/keyway DIN 6885-1 ⑦ ISO 4762 ⑧ Without locating shoulder +1 mm

⑩ For inner contour see page 4/128 ⑪ Use bores only for foot-mounted design

1) AD depends on the motor options, for other dimensions see page 8/42. 2) FADAFS/FZAFS not possible

FD.F./FZ.F.89 gearbox in a flange-mounted design with VLplus reinforced bearing system (G30)

FF040, FAF040



Motor	LE 80	80Z	90	90Z	100	100Z	112	112Z	132	132Z	160	160Z	LES 180	180Z
AC	156.3	156.3	173.8	173.8	198.0	198.0	222.0	222.0	264.0	264.0	318.0	318.0	352.5	352.5
AD ¹⁾	149.2	149.2	154.2	154.2	170.5	170.5	181.5	181.5	207.0	207.0	241.0	241.0	292.0	292.0
k	571.5	606.5	633.0	673.0	685.5	720.5	695.5	720.5	748.5	798.5	830.5	890.5	903.5	933.5
kB	631.5	666.5	703.0	743.0	764.0	799.0	768.5	793.5	853.0	903.0	946.5	1 006.5	1 033.0	1 062.5
LB	261.5	296.5	323.0	363.0	375.5	410.5	385.5	410.5	438.5	488.5	520.5	580.5	593.5	623.5
LBL	321.5	356.5	393.0	433.0	454.0	489.0	458.5	483.5	543.0	593.0	636.5	696.5	722.5	752.5

⑩ ISO 4014 ④ DIN 332 ⑤ Feather key/keyway DIN 6885-1

⑪ Use bores only for foot-mounted design

⑫ For inner contour see page 4/128

¹⁾ AD depends on the motor options, for other dimensions see page 8/42.

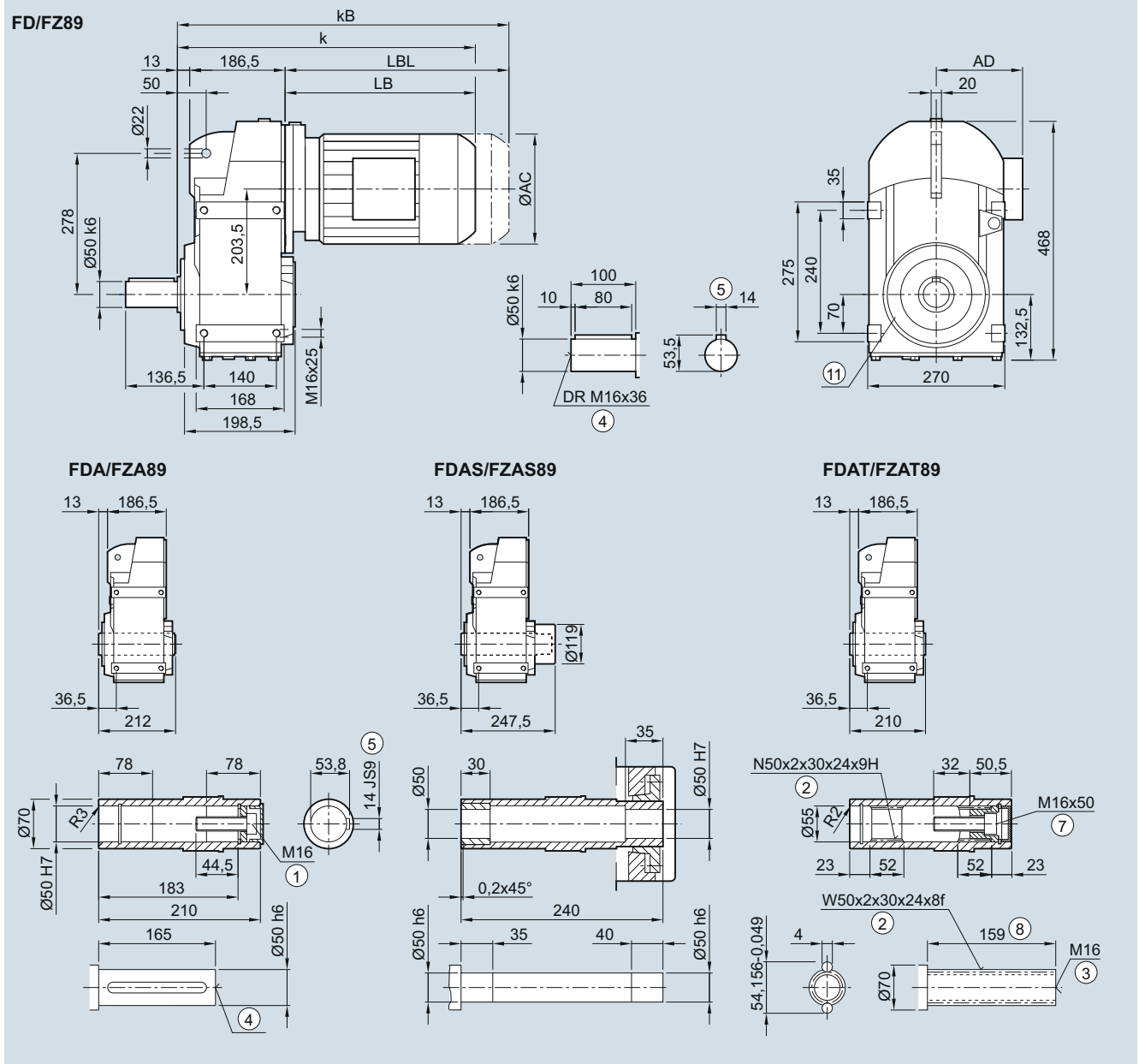
SIMOGEAR geared motors

Parallel shaft geared motors

Dimensions

FD./FZ..89 gearbox in a foot-mounted design

F030, FA030, FAS030, FAT030



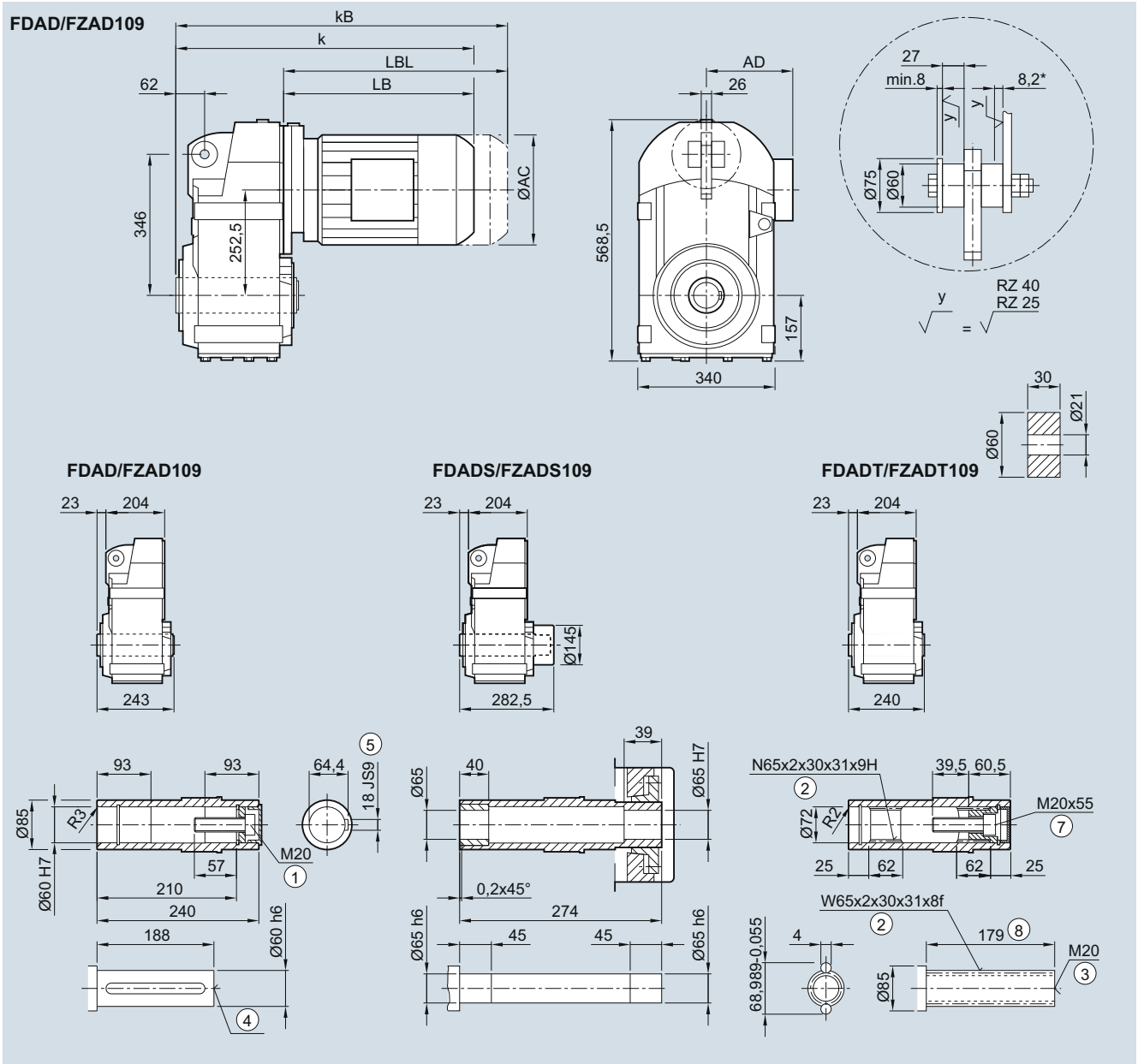
Motor	LE 80	80Z	90	90Z	100	100Z	112	112Z	132	132Z	160	160Z	LES 180 ²⁾	180Z ²⁾
AC	156.3	156.3	173.8	173.8	198.0	198.0	222.0	222.0	264.0	264.0	318.0	318.0	352.5	352.5
AD ¹⁾	149.2	149.2	154.2	154.2	170.5	170.5	181.5	181.5	207.0	207.0	241.0	241.0	292.0	292.0
k	461.0	496.0	522.5	562.5	575.0	610.0	585.0	610.0	638.0	688.0	720.0	780.0	793.0	823.0
kB	521.0	556.0	592.5	632.5	653.5	688.5	658.0	683.0	742.5	792.5	836.0	896.0	922.0	952.0
LB	261.5	296.5	323.0	363.0	375.5	410.5	385.5	410.5	438.5	488.5	520.5	580.5	593.5	623.5
LBL	321.5	356.5	393.0	433.0	454.0	489.0	458.5	483.5	543.0	593.0	636.5	696.5	722.5	752.5

① ISO 4014 ② DIN 5480 ③ DIN 332-D ④ DIN 332 ⑤ Feather key/keyway DIN 6885-1 ⑦ ISO 4762 ⑧ Without locating shoulder +1 mm

⑩ Use bores only for housing flange design

¹⁾ AD depends on the motor options, for other dimensions see page 8/42.

²⁾ FDAS/FZAS not possible

FDAD./FZAD.109 gearbox in a shaft-mounted design
FAD030, FADS030, FADT030


Motor	LE										LES					
	90	90Z	100	100Z	112	112Z	132	132Z	160	160Z	180	180Z	200	200Z	225 ²⁾	225Y ²⁾
AC	173.8	173.8	198.0	198.0	222.0	222.0	264.0	264.0	318.0	318.0	352.5	352.5	392.5	392.5	439.0	439.0
AD ¹⁾	154.2	154.2	170.5	170.5	181.5	181.5	207.0	207.0	241.0	241.0	292.0	292.0	315.0	315.0	382.0	382.0
k	543.0	583.0	593.5	628.5	603.5	628.5	656.5	706.5	738.5	798.5	811.5	841.5	879.5	904.5	925.0	985.0
kB	613.0	653.0	672.0	707.0	676.5	701.5	761.0	811.0	854.5	914.5	940.5	970.5	1 026.5	1 051.5	1 153.0	1 213.0
LB	316.0	356.0	366.5	401.5	376.5	401.5	429.5	479.5	511.5	571.5	584.5	614.5	652.5	677.5	698.0	758.0
LBL	386.0	426.0	445.0	480.0	449.5	474.5	534.0	584.0	627.5	687.5	713.5	743.5	799.5	824.5	926.0	986.0

① ISO 4014 ② DIN 5480 ③ DIN 332-D ④ DIN 332 ⑤ Feather key/keyway DIN 6885-1

⑥ ISO 4762 ⑦ Without locating shoulder +1 mm

1) AD depends on the motor options, for other dimensions see page 8/42.

* Spring compression at max. torque

2) FDAS/FZAS not possible

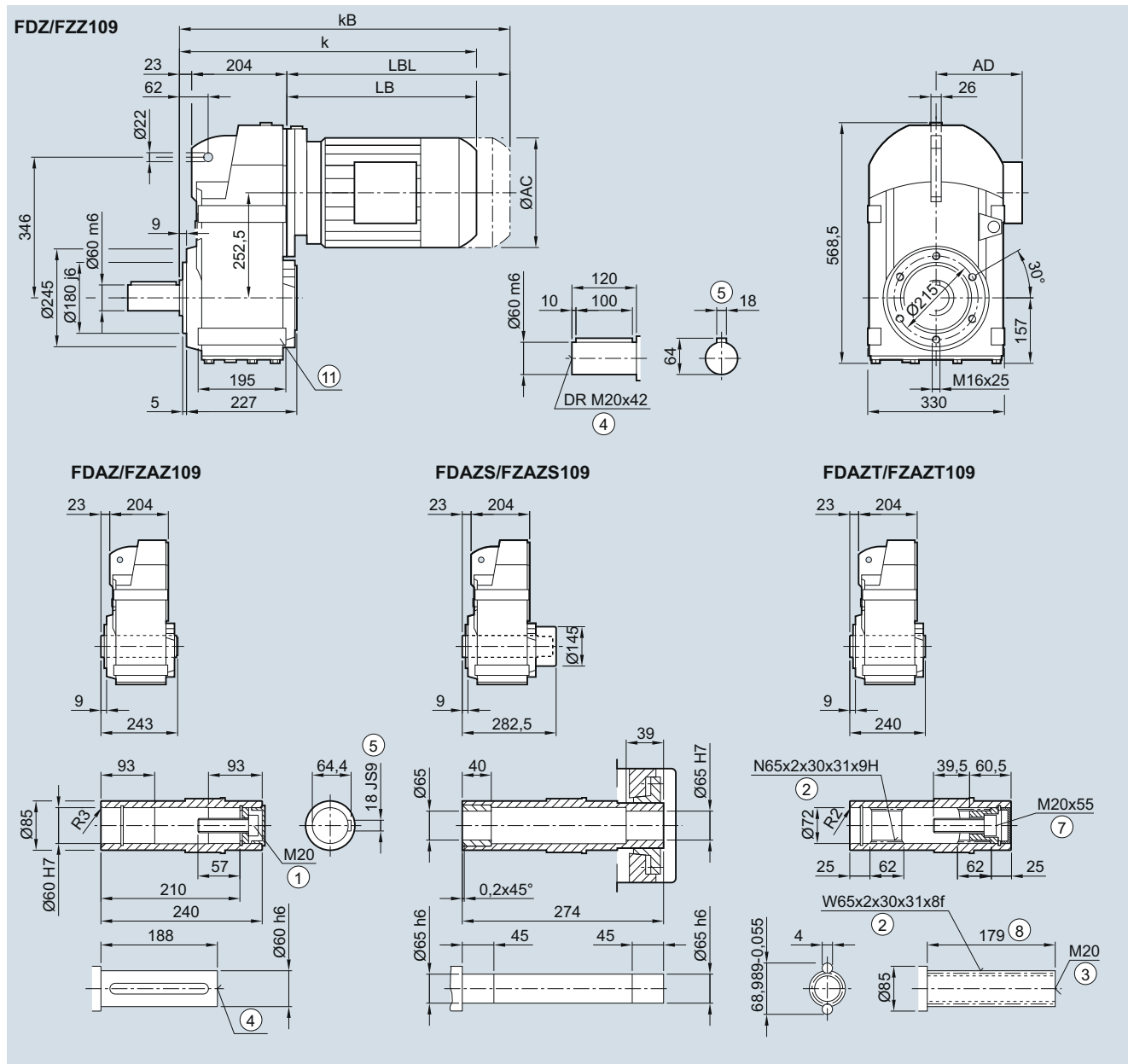
SIMOGEAR geared motors

Parallel shaft geared motors

Dimensions

FD.Z./FZ.Z.109 gearbox in a housing flange design

FZ030, FAZ030, FAZS030, FAZT030



Motor	LE 90	90Z	100	100Z	112	112Z	132	132Z	160	160Z	LES 180	180Z	200	200Z	225 ²⁾	225Y ²⁾
AC	173.8	173.8	198.0	198.0	222.0	222.0	264.0	264.0	318.0	318.0	352.5	352.5	392.5	392.5	439.0	439.0
AD ¹⁾	154.2	154.2	170.5	170.5	181.5	181.5	207.0	207.0	241.0	241.0	292.0	292.0	315.0	315.0	382.0	382.0
k	543.0	583.0	593.5	628.5	603.5	628.5	656.5	706.5	738.5	798.5	811.5	841.5	879.5	904.5	925.0	985.0
kB	613.0	653.0	672.0	707.0	676.5	701.5	761.0	811.0	854.5	914.5	940.5	970.5	1 026.5	1 051.5	1 153.0	1 213.0
LB	316.0	356.0	366.5	401.5	376.5	401.5	429.5	479.5	511.5	571.5	584.5	614.5	652.5	677.5	698.0	758.0
LBL	386.0	426.0	445.0	480.0	449.5	474.5	534.0	584.0	627.5	687.5	713.5	743.5	799.5	824.5	926.0	986.0

① ISO 4014 ② DIN 5480 ③ DIN 332-D ④ DIN 332 ⑤ Feather key/keyway DIN 6885-1 ⑦ ISO 4762 ⑧ Without locating shoulder +1 mm

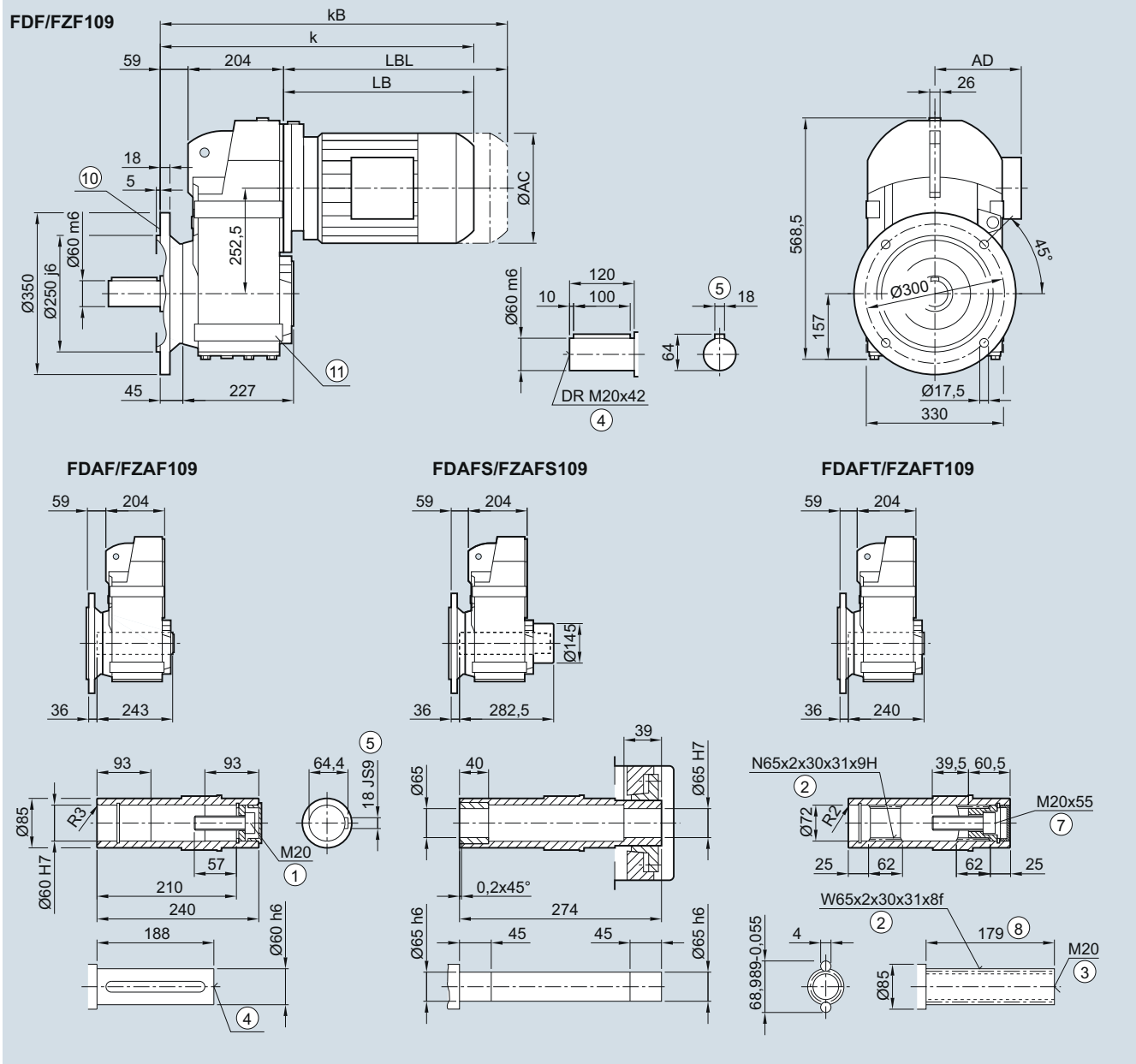
⑩ Use bores only for foot-mounted design

¹⁾ AD depends on the motor options, for other dimensions see page 8/42.

²⁾ FDAS/FZAS not possible

FD.F/FZ.F.109 gearbox in a flange-mounted design

FF030, FAF030, FAFS030, FAFT030



Motor	LE										LES					
	90	90Z	100	100Z	112	112Z	132	132Z	160	160Z	180	180Z	200	200Z	225 ²⁾	225Y ²⁾
AC	173.8	173.8	198.0	198.0	222.0	222.0	264.0	264.0	318.0	318.0	352.5	352.5	392.5	392.5	439.0	439.0
AD ¹⁾	154.2	154.2	170.5	170.5	181.5	181.5	207.0	207.0	241.0	241.0	292.0	292.0	315.0	315.0	382.0	382.0
k	579.0	619.0	629.5	664.5	639.5	664.5	692.5	742.5	774.5	834.5	847.5	877.5	915.5	940.5	961.0	1 021.0
kB	649.0	689.0	708.0	743.0	712.5	737.5	797.0	847.0	890.5	950.5	976.5	1 006.5	1 062.5	1 087.5	1 189.0	1 249.0
LB	316.0	356.0	366.5	401.5	376.5	401.5	429.5	479.5	511.5	571.5	584.5	614.5	652.5	677.5	698.0	758.0
LBL	386.0	426.0	445.0	480.0	449.5	474.5	534.0	584.0	627.5	687.5	713.5	743.5	799.5	824.5	926.0	986.0

① ISO 4014 ② DIN 5480 ③ DIN 332-D ④ DIN 332 ⑤ Feather key/keyway DIN 6885-1 ⑦ ISO 4762 ⑧ Without locating shoulder +1 mm

⑩ For inner contour see page 4/128 ⑪ Use bores only for foot-mounted design

¹⁾ AD depends on the motor options, for other dimensions see page 8/42.

²⁾ FDAS/FZAS not possible

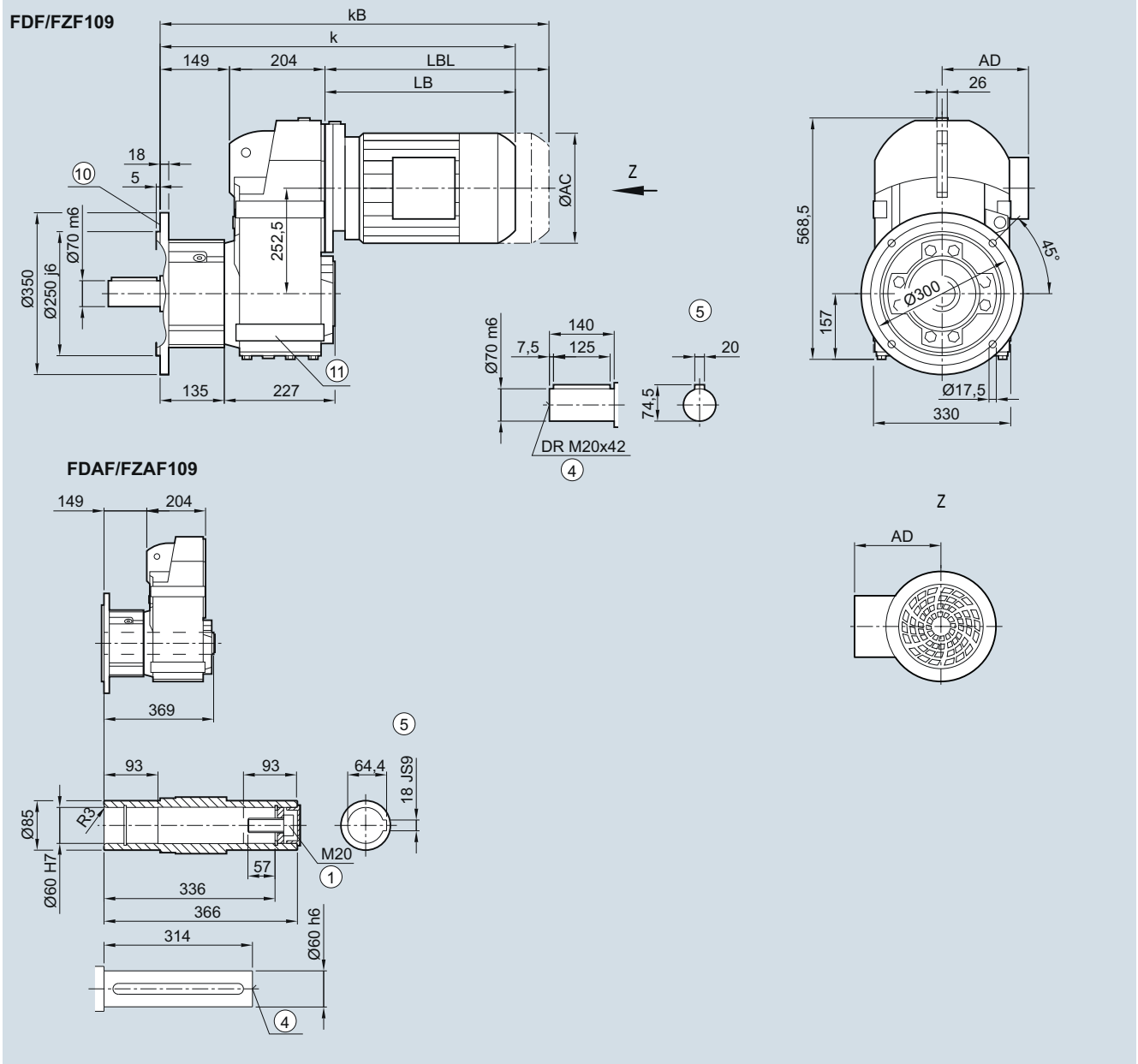
SIMOGEAR geared motors

Parallel shaft geared motors

Dimensions

FD.F/FZ.F.109 gearbox in a flange-mounted design with VLplus reinforced bearing system (G30)

FF040, FAF040



Motor	LE										LES					
	90	90Z	100	100Z	112	112Z	132	132Z	160	160Z	180	180Z	200	200Z	225	225Y
AC	173.8	173.8	198.0	198.0	222.0	222.0	264.0	264.0	318.0	318.0	352.5	352.5	392.5	392.5	439.0	439.0
AD ¹⁾	154.2	154.2	170.5	170.5	181.5	181.5	207.0	207.0	241.0	241.0	292.0	292.0	315.0	315.0	382.0	382.0
k	669.0	709.0	719.5	754.5	729.5	754.5	782.5	832.5	864.5	924.5	937.5	967.5	1 005.5	1 030.5	1 051.0	1 111.0
kB	739.0	779.0	798.0	833.0	802.5	827.5	887.0	937.0	980.5	1 040.5	1 066.5	1 096.5	1 152.5	1 177.5	1 279.0	1 339.0
LB	316.0	356.0	366.5	401.5	376.5	401.5	429.5	479.5	511.5	571.5	584.5	614.5	652.5	677.5	698.0	758.0
LBL	386.0	426.0	445.0	480.0	449.5	474.5	534.0	584.0	627.5	687.5	713.5	743.5	799.5	824.5	926.0	986.0

$\textcircled{1}$ ISO 4014 $\textcircled{4}$ DIN 332 $\textcircled{5}$ Feather key/keyway DIN 6885-1

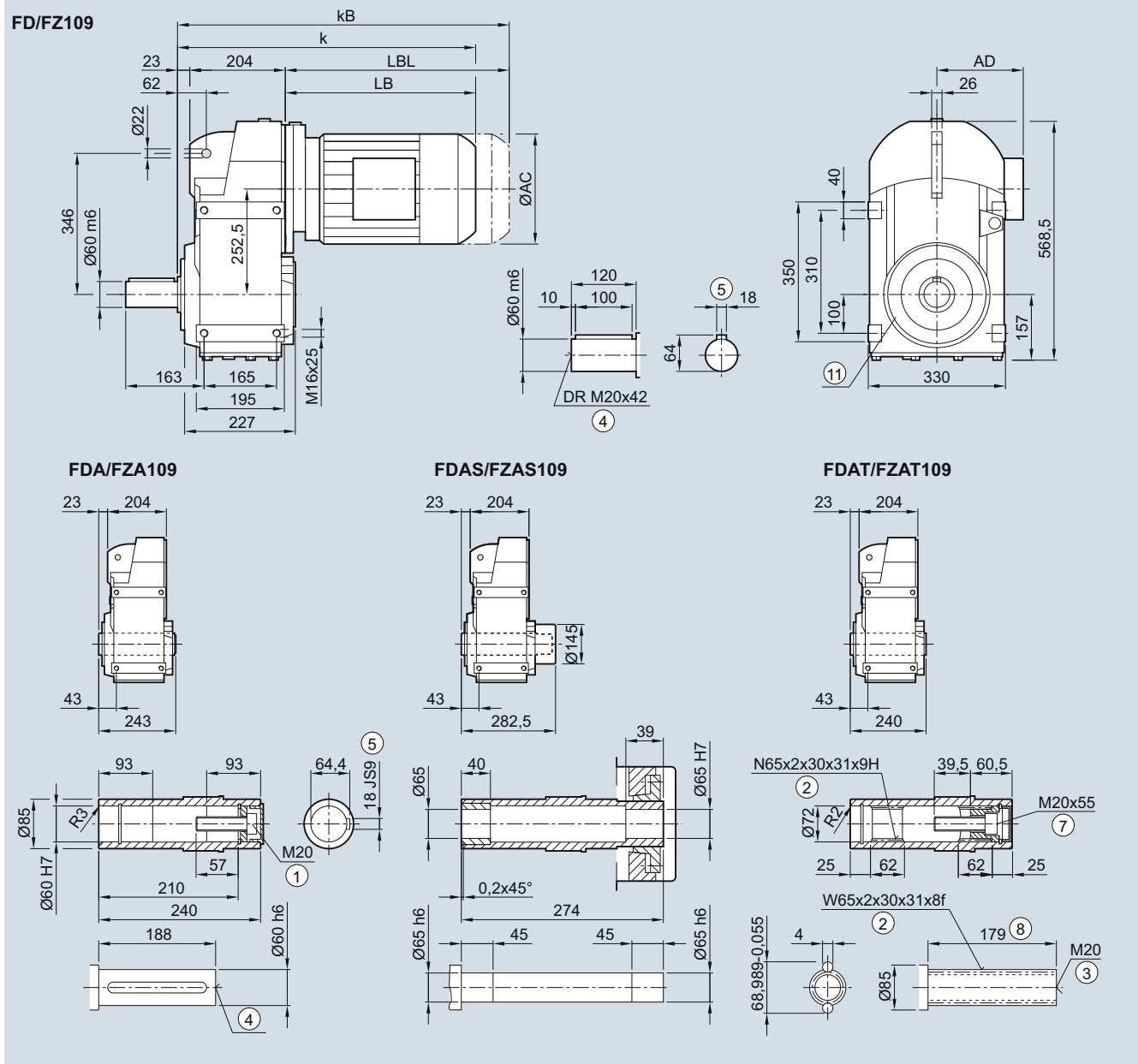
$\textcircled{11}$ Use bores only for foot-mounted design

$\textcircled{10}$ For inner contour see page 4/128

¹⁾ AD depends on the motor options, for other dimensions see page 8/42.

FD./FZ.109 gearbox in a foot-mounted design

F030, FA030, FAS030, FAT030



Motor	LE										LES					
	90	90Z	100	100Z	112	112Z	132	132Z	160	160Z	180	180Z	200	200Z	225 ²⁾	225Y ²⁾
AC	173.8	173.8	198.0	198.0	222.0	222.0	264.0	264.0	318.0	318.0	352.5	352.5	392.5	392.5	439.0	439.0
AD ¹⁾	154.2	154.2	170.5	170.5	181.5	181.5	207.0	207.0	241.0	241.0	292.0	292.0	315.0	315.0	382.0	382.0
k	543.0	583.0	593.5	628.5	603.5	628.5	656.5	706.5	738.5	798.5	811.5	841.5	879.5	904.5	925.0	985.0
kB	613.0	653.0	672.0	707.0	676.5	701.5	761.0	811.0	854.5	914.5	940.5	970.5	1 026.5	1 051.5	1 153.0	1 213.0
LB	316.0	356.0	366.5	401.5	376.5	401.5	429.5	479.5	511.5	571.5	584.5	614.5	652.5	677.5	698.0	758.0
LBL	386.0	426.0	445.0	480.0	449.5	474.5	534.0	584.0	627.5	687.5	713.5	743.5	799.5	824.5	926.0	986.0

① ISO 4014 ② DIN 5480 ③ DIN 332-D ④ DIN 332 ⑤ Feather key/keyway DIN 6885-1 ⑦ ISO 4762 ⑧ Without locating shoulder +1 mm

⑩ Use bores only for housing flange design

¹⁾ AD depends on the motor options, for other dimensions see page 8/42.

²⁾ FDAS/FZAS not possible

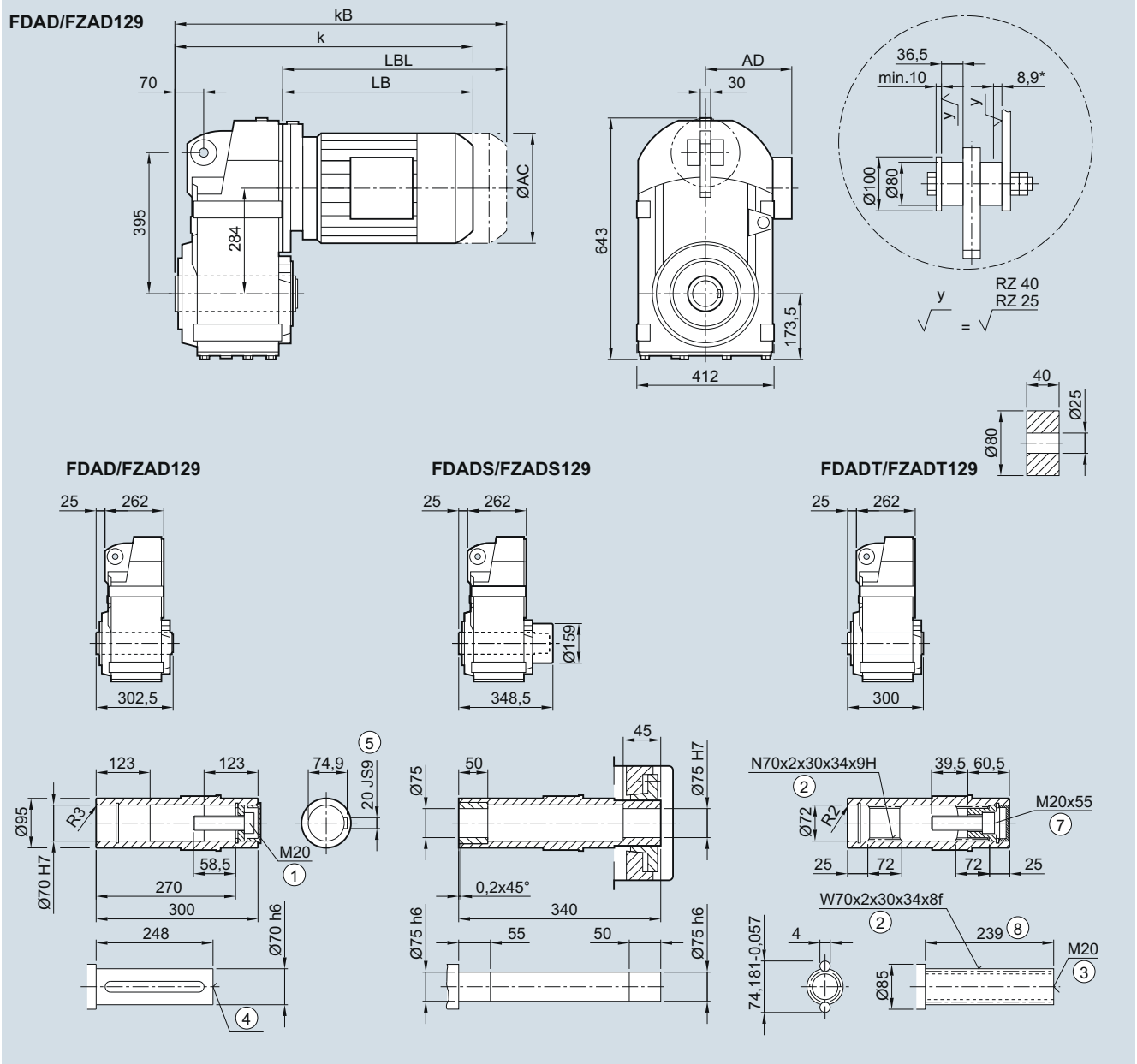
SIMOGEAR geared motors

Parallel shaft geared motors

Dimensions

FDAD./FZAD.129 gearbox in a shaft-mounted design

FAD030, FADS030, FADT030



Motor	LE										LES						
	90	90Z	100	100Z	112	112Z	132	132Z	160	160Z	180	180Z	200	200Z	225	225Y	250 ²⁾
AC	173.8	173.8	198.0	198.0	222.0	222.0	264.0	264.0	318.0	318.0	352.5	352.5	392.5	392.5	439.0	439.0	487.0
AD ¹⁾	154.2	154.2	170.5	170.5	181.5	181.5	207.0	207.0	241.0	241.0	292.0	292.0	315.0	315.0	382.0	382.0	457.5
k	596.0	636.0	644.5	679.5	654.5	679.5	705.5	755.5	787.5	847.5	860.5	890.5	928.5	953.5	974.0	1 034.0	1 085.5
kB	666.0	706.0	723.0	758.0	727.5	752.5	810.0	860.0	903.5	963.5	989.5	1 019.5	1 075.5	1 100.5	1 202.0	1 262.0	1 310.5
LB	309.0	349.0	357.5	392.5	367.5	392.5	418.5	468.5	500.5	560.5	573.5	603.5	641.5	666.5	687.0	747.0	798.5
LBL	379.0	419.0	436.0	471.0	440.5	465.5	523.0	573.0	616.5	676.5	702.5	732.5	788.5	813.5	915.0	975.0	1 023.5

① ISO 4014 ② DIN 5480 ③ DIN 332-D ④ DIN 332 ⑤ Feather key/keyway DIN 6885-1 ⑦ ISO 4762 ⑧ Without locating shoulder +1 mm

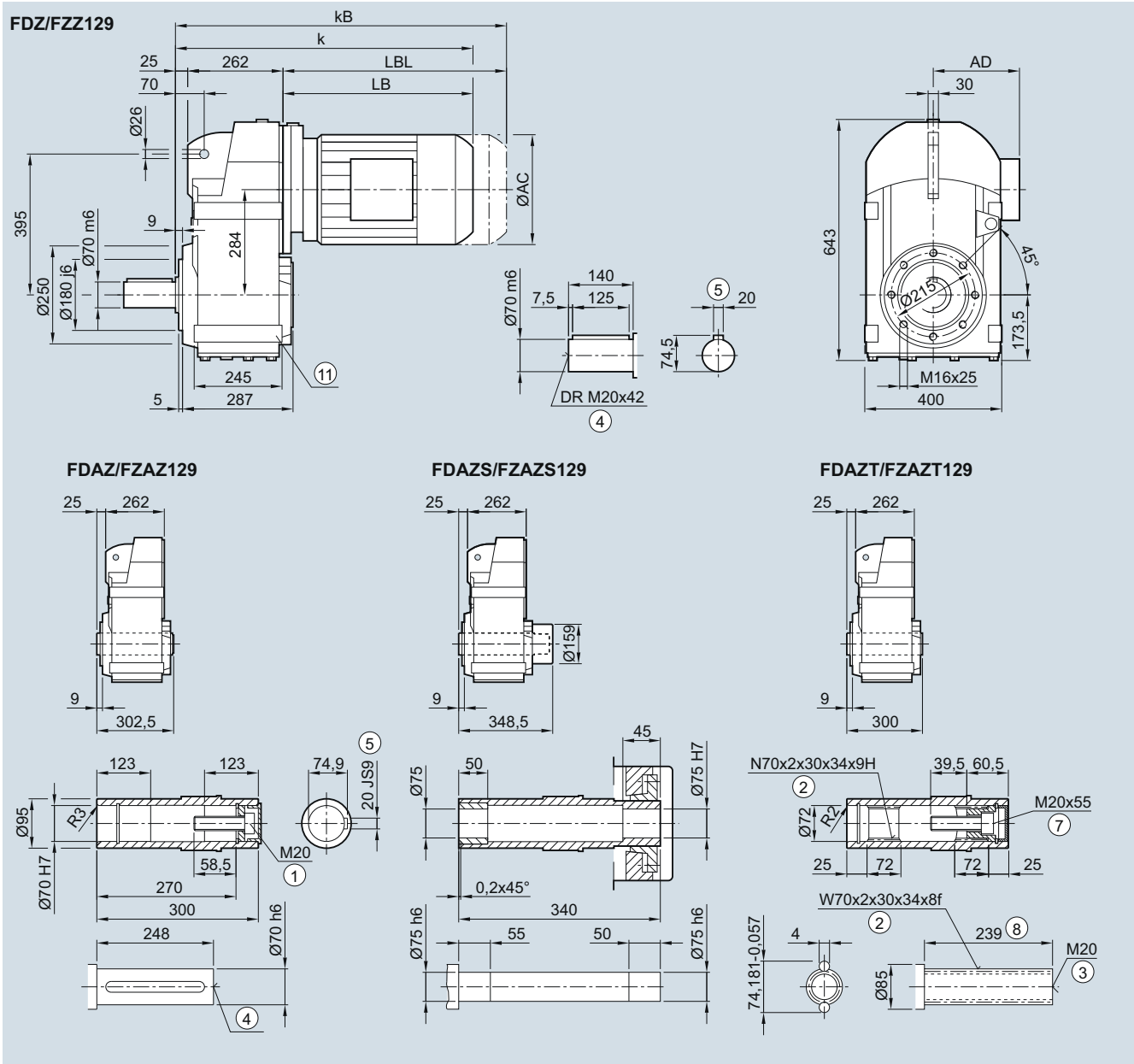
¹⁾ AD depends on the motor options, for other dimensions see page 8/42.

* Spring compression at max. torque

²⁾ FDAS/FZAS not possible

FD.Z/FZ.Z.129 gearbox in a housing flange design

FZ030, FAZ030, FAZS030, FAZT030



Motor	LE										LES						
	90	90Z	100	100Z	112	112Z	132	132Z	160	160Z	180	180Z	200	200Z	225	225Y	250 ²⁾
AC	173.8	173.8	198.0	198.0	222.0	222.0	264.0	264.0	318.0	318.0	352.5	352.5	392.5	392.5	439.0	439.0	487.0
AD ¹⁾	154.2	154.2	170.5	170.5	181.5	181.5	207.0	207.0	241.0	241.0	292.0	292.0	315.0	315.0	382.0	382.0	457.5
k	596.0	636.0	644.5	679.5	654.5	679.5	705.5	755.5	787.5	847.5	860.5	890.5	928.5	953.5	974.0	1 034.0	1 085.5
kB	666.0	706.0	723.0	758.0	727.5	752.5	810.0	860.0	903.5	963.5	989.5	1 019.5	1 075.5	1 100.5	1 202.0	1 262.0	1 310.5
LB	309.0	349.0	357.5	392.5	367.5	392.5	418.5	468.5	500.5	560.5	573.5	603.5	641.5	666.5	687.0	747.0	798.5
LBL	379.0	419.0	436.0	471.0	440.5	465.5	523.0	573.0	616.5	676.5	702.5	732.5	788.5	813.5	915.0	975.0	1 023.5

① ISO 4014 ② DIN 5480 ③ DIN 332-D ④ DIN 332 ⑤ Feather key/keyway DIN 6885-1 ⑦ ISO 4762 ⑧ Without locating shoulder +1 mm

⑩ Use bores only for foot-mounted design

¹⁾ AD depends on the motor options, for other dimensions see page 8/42.

²⁾ FDAS/FZAS not possible

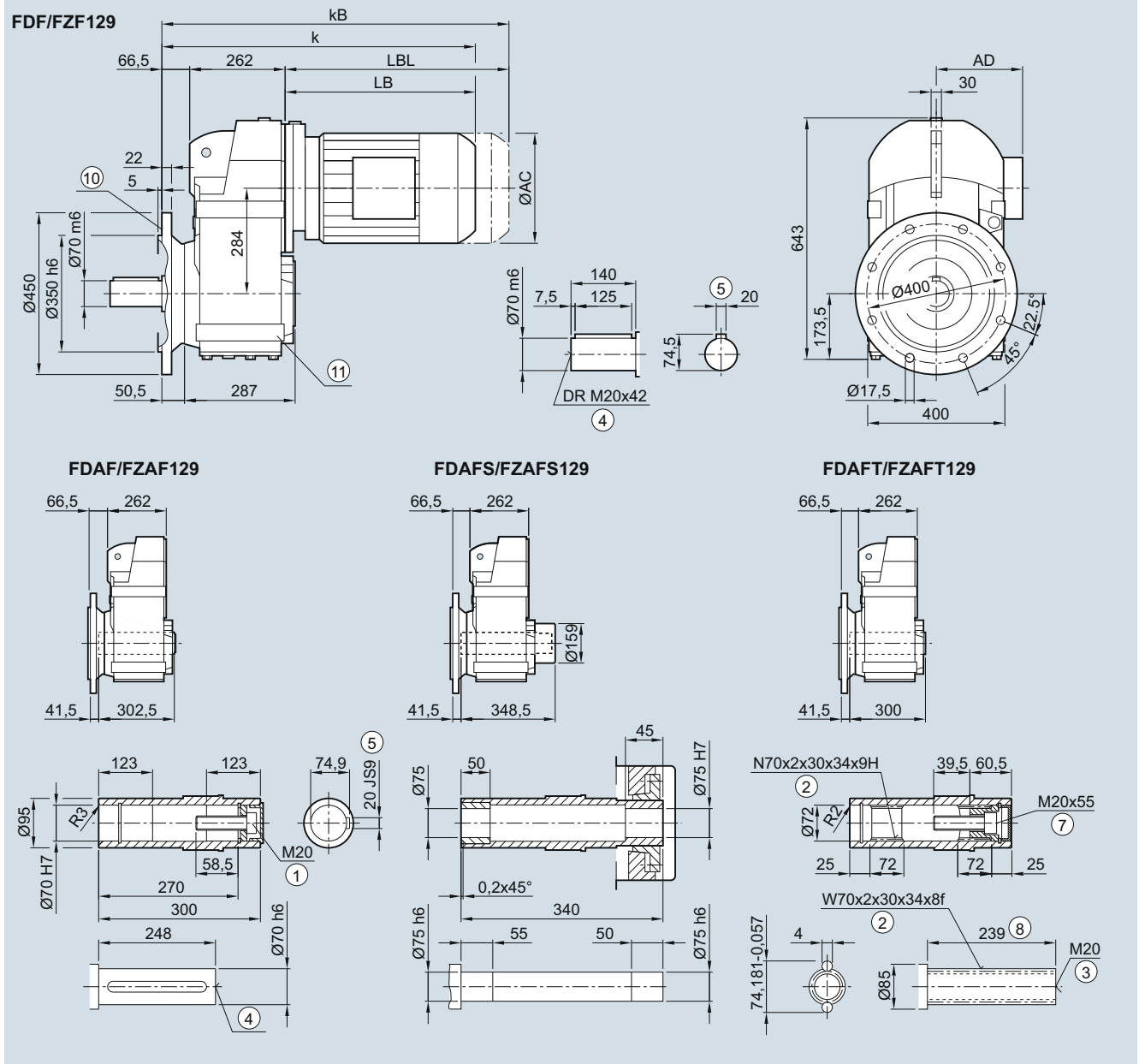
SIMOGEAR geared motors

Parallel shaft geared motors

Dimensions

FD.F/FZ.F.129 gearbox in a flange-mounted design

FF030, FAF030, FAFS030, FAFT030



Motor	LES										LES						
	LE 90	90Z	100	100Z	112	112Z	132	132Z	160	160Z	180	180Z	200	200Z	225	225Y	250 ²⁾
AC	173.8	173.8	198.0	198.0	222.0	222.0	264.0	264.0	318.0	318.0	352.5	352.5	392.5	392.5	439.0	439.0	487.0
AD ¹⁾	154.2	154.2	170.5	170.5	181.5	181.5	207.0	207.0	241.0	241.0	292.0	292.0	315.0	315.0	382.0	382.0	457.5
k	637.5	677.5	686.0	721.0	696.0	721.0	747.0	797.0	829.0	889.0	902.0	932.0	970.0	995.0	1 015.0	1 075.0	1 127.0
kB	707.5	747.5	764.5	799.5	769.0	794.0	851.5	901.5	945.0	1 005.0	1 031.0	1 061.0	1 117.0	1 142.0	1 243.5	1 303.5	1 352.0
LB	309.0	349.0	357.5	392.5	367.5	392.5	418.5	468.5	500.5	560.5	573.5	603.5	641.5	666.5	687.0	747.0	798.5
LBL	379.0	419.0	436.0	471.0	440.5	465.5	523.0	573.0	616.5	676.5	702.5	732.5	788.5	813.5	915.0	975.0	1 023.5

① ISO 4014 ② DIN 5480 ③ DIN 332-D ④ DIN 332 ⑤ Feather key/keyway DIN 6885-1 ⑦ ISO 4762 ⑧ Without locating shoulder +1 mm

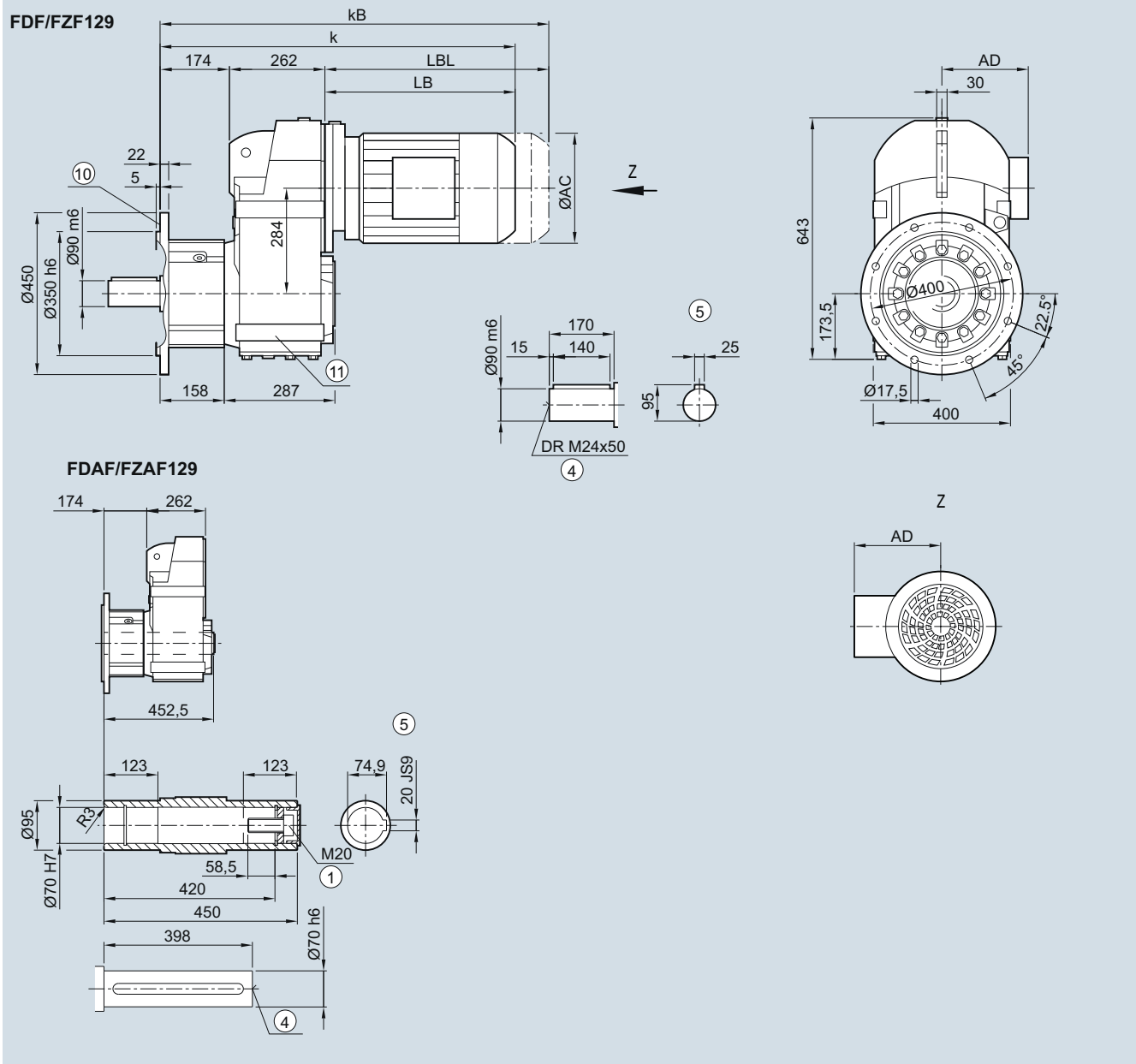
⑩ For inner contour see page 4/128 ⑪ Use bores only for foot-mounted design

¹⁾ AD depends on the motor options, for other dimensions see page 8/42.

²⁾ FDAS/FZAS not possible

FD.F/FZ.F.129 gearbox in a flange-mounted design with VLplus reinforced bearing system (G30)

FF040, FAF040



4

Motor	LES																
	LE 90	90Z	100	100Z	112	112Z	132	132Z	160	160Z	180	180Z	200	200Z	225	225Y	250
AC	173.8	173.8	198.0	198.0	222.0	222.0	264.0	264.0	318.0	318.0	352.5	352.5	392.5	392.5	439.0	439.0	487.0
AD ¹⁾	154.2	154.2	170.5	170.5	181.5	181.5	207.0	207.0	241.0	241.0	292.0	292.0	315.0	315.0	382.0	382.0	457.5
k	745.0	751.0	793.5	828.5	803.5	828.5	854.5	904.5	936.5	996.5	1 009.5	1 039.5	1 077.5	1 102.5	1 123.0	1 183.0	1 234.5
kB	815.0	855.0	872.0	907.0	876.5	901.5	959.0	1 009.0	1 052.5	1 112.5	1 138.5	1 168.5	1 224.5	1 249.5	1 351.0	1 411.0	1 459.5
LB	309.0	349.0	357.5	392.5	367.5	392.5	418.5	468.5	500.5	560.5	573.5	603.5	641.5	666.5	687.0	747.0	798.5
LBL	379.0	419.0	436.0	471.0	440.5	465.5	523.0	573.0	616.5	676.5	702.5	732.5	788.5	813.5	915.0	975.0	1 023.5

① ISO 4014 ④ DIN 332 ⑤ Feather key/keyway DIN 6885-1 ⑩ Use bores only for foot-mounted design

⑧ For inner contour see page 4/128

¹⁾ AD depends on the motor options, for other dimensions see page 8/42.

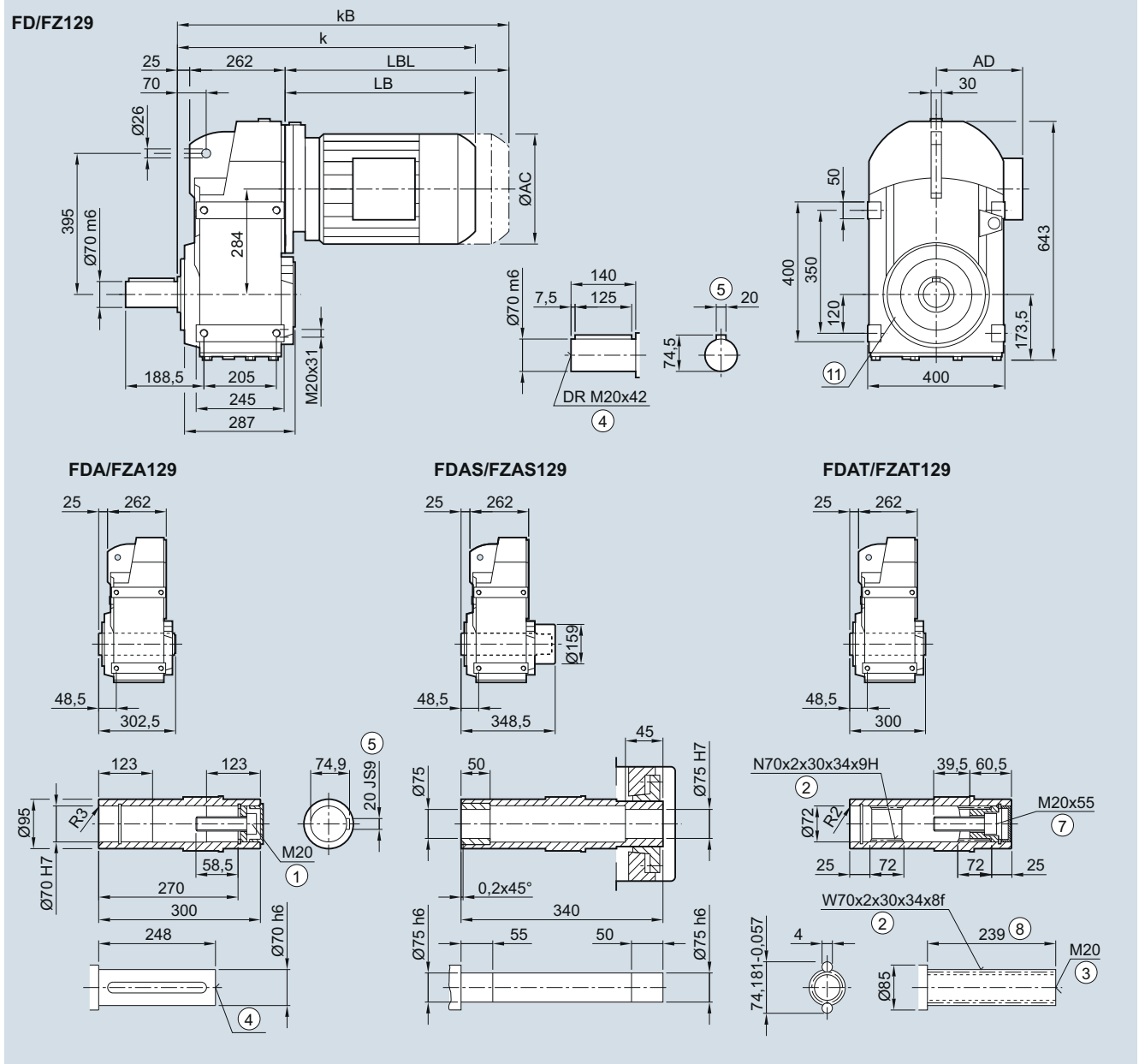
SIMOGEAR geared motors

Parallel shaft geared motors

Dimensions

FD../FZ..129 gearbox in a foot-mounted design

F030, FA030, FAS030, FAT030



Motor	LE										LES						
	90	90Z	100	100Z	112	112Z	132	132Z	160	160Z	180	180Z	200	200Z	225	225Y	250 ²⁾
AC	173.8	173.8	198.0	198.0	222.0	222.0	264.0	264.0	318.0	318.0	352.5	352.5	392.5	392.5	439.0	439.0	487.0
AD ¹⁾	154.2	154.2	170.5	170.5	181.5	181.5	207.0	207.0	241.0	241.0	292.0	292.0	315.0	315.0	382.0	382.0	457.5
k	596.0	636.0	644.5	679.5	654.5	679.5	705.5	755.5	787.5	847.5	860.5	890.5	928.5	953.5	974.0	1 034.0	1 085.5
kB	666.0	706.0	723.0	758.0	727.5	752.5	810.0	860.0	903.5	963.5	989.5	1 019.5	1 075.5	1 100.5	1 202.0	1 262.0	1 310.5
LB	309.0	349.0	357.5	392.5	367.5	392.5	418.5	468.5	500.5	560.5	573.5	603.5	641.5	666.5	687.0	747.0	798.5
LBL	379.0	419.0	436.0	471.0	440.5	465.5	523.0	573.0	616.5	676.5	702.5	732.5	788.5	813.5	915.0	975.0	1 023.5

① ISO 4014 ② DIN 5480 ③ DIN 332-D ④ DIN 332 ⑤ Feather key/keyway DIN 6885-1 ⑦ ISO 4762 ⑧ Without locating shoulder +1 mm

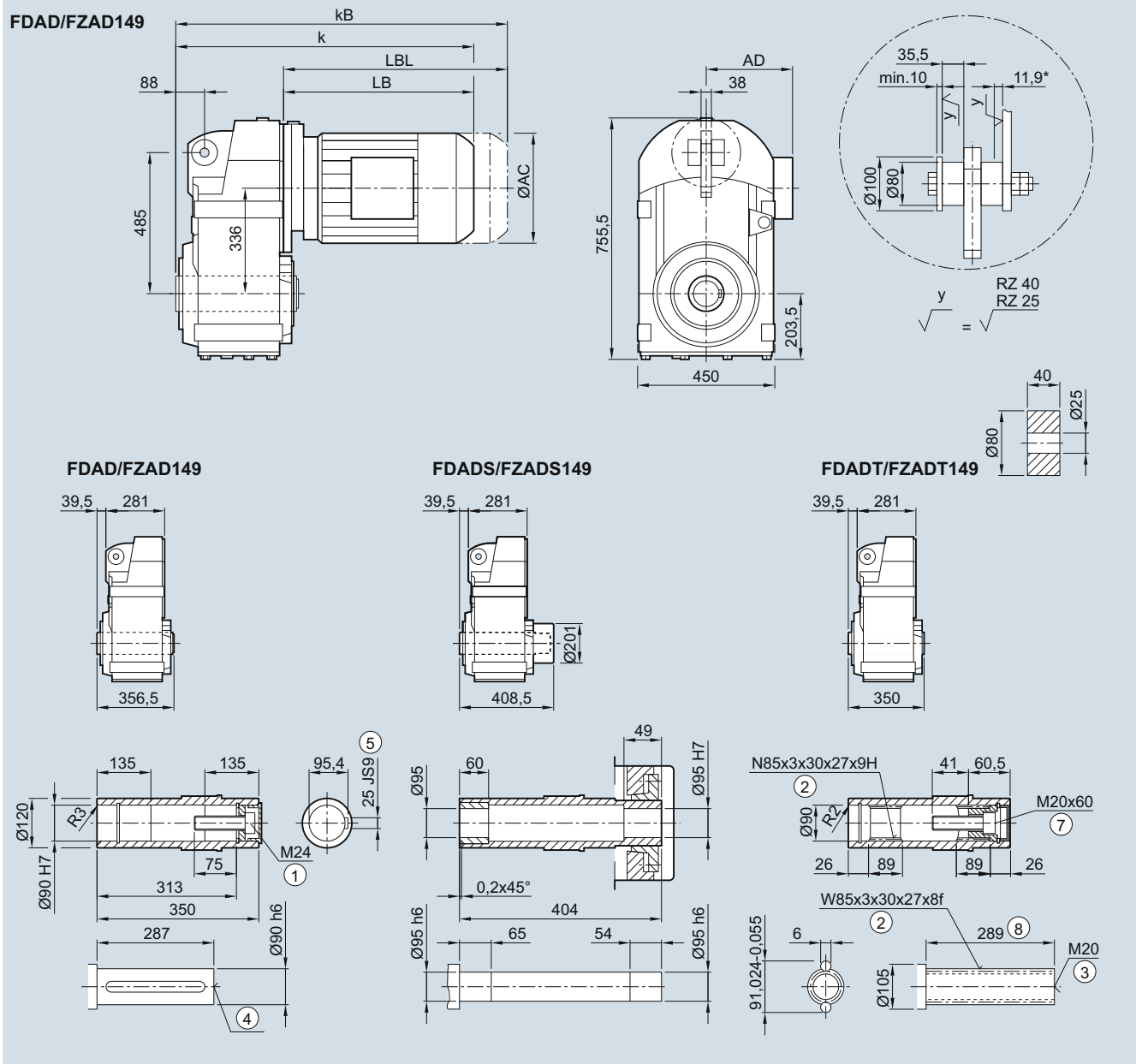
⑩ Use bores only for housing flange design

¹⁾ AD depends on the motor options, for other dimensions see page 8/42.

²⁾ FDAS/FZAS not possible

FDAD./FZAD.149 gearbox in a shaft-mounted design

FAD030, FADS030, FADT030



Motor	LE								LES						
	100	100Z	112	112Z	132	132Z	160	160Z	180	180Z	200	200Z	225	225Y	250
AC	198.0	198.0	222.0	222.0	264.0	264.0	318.0	318.0	352.5	352.5	392.5	392.5	439.0	439.0	487.0
AD ¹⁾	170.5	170.5	181.5	181.5	207.0	207.0	241.0	241.0	292.0	292.0	315.0	315.0	382.0	382.0	457.5
k	676.5	711.5	686.5	711.5	732.5	782.5	814.5	874.5	887.5	917.5	955.5	980.5	1 000.5	1 060.5	1 112.0
kB	755.0	790.0	759.5	784.5	837.0	887.0	930.5	990.5	1 016.5	1 046.5	1 102.5	1 127.5	1 229.0	1 289.0	1 337.0
LB	356.0	391.0	366.0	391.0	412.0	462.0	494.0	554.0	567.0	597.0	635.0	660.0	680.5	740.5	792.0
LBL	434.5	469.5	439.0	464.0	516.5	566.5	610.0	670.0	696.0	726.0	782.0	807.0	908.5	968.5	1 017.0

① ISO 4014 ② DIN 5480 ③ DIN 332-D ④ DIN 332 ⑤ Feather key/keyway DIN 6885-1 ⑦ ISO 4762 ⑧ Without locating shoulder +1 mm
¹⁾ AD depends on the motor options, for other dimensions see page 8/42. * Spring compression at max. torque

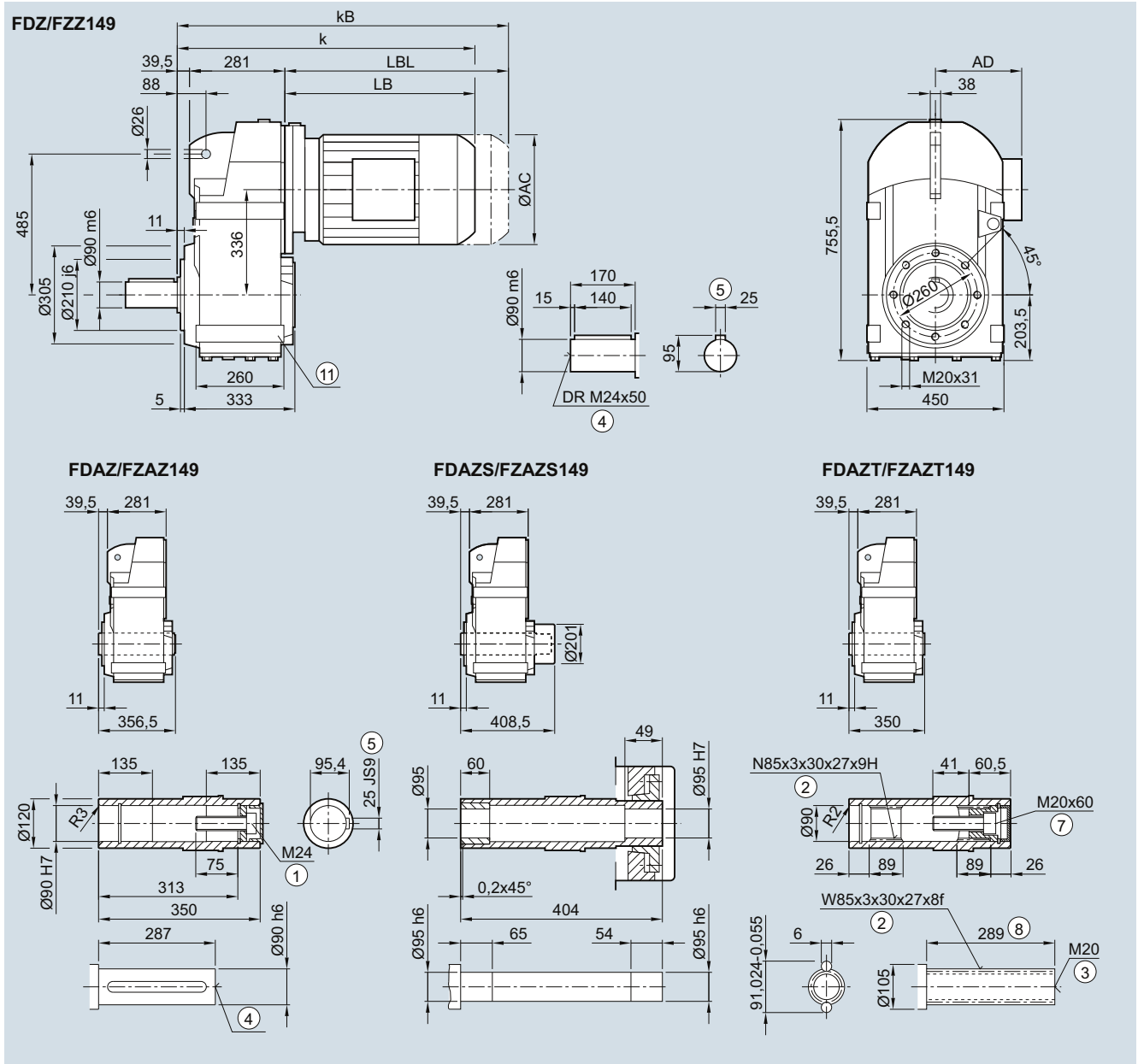
SIMOGEAR geared motors

Parallel shaft geared motors

Dimensions

FD.Z./FZ.Z.149 gearbox in a housing flange design

FZ030, FAZ030, FAZS030, FAZT030

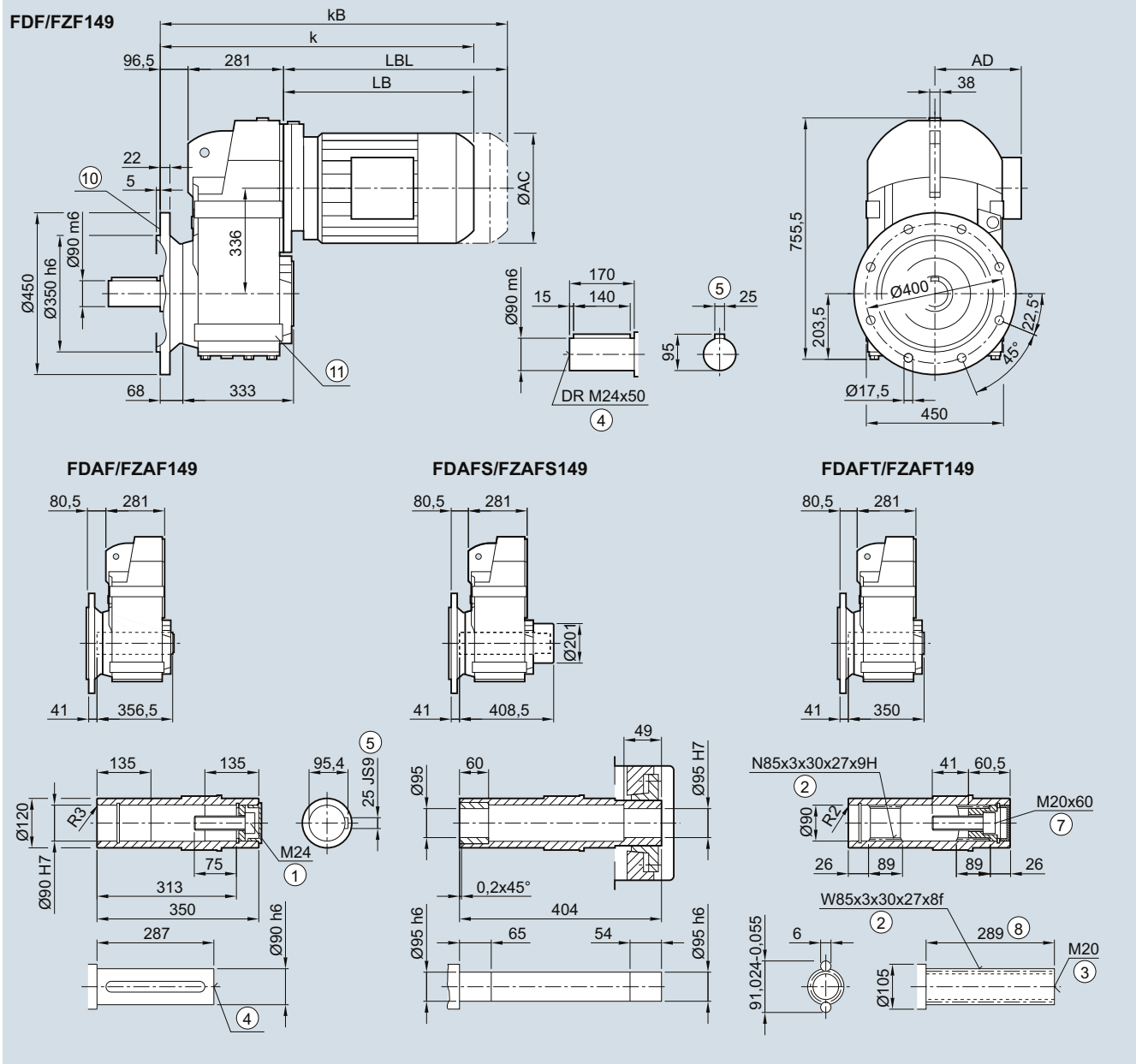


Motor	LE								LES						
	100	100Z	112	112Z	132	132Z	160	160Z	180	180Z	200	200Z	225	225Y	250
AC	198.0	198.0	222.0	222.0	264.0	264.0	318.0	318.0	352.5	352.5	392.5	392.5	439.0	439.0	487.0
AD ¹⁾	170.5	170.5	181.5	181.5	207.0	207.0	241.0	241.0	292.0	292.0	315.0	315.0	382.0	382.0	457.5
k	676.5	711.5	686.5	711.5	732.5	782.5	814.5	874.5	887.5	917.5	955.5	980.5	1 000.5	1 060.5	1 112.0
kB	755.0	790.0	759.5	784.5	837.0	887.0	930.5	990.5	1 016.5	1 046.5	1 102.5	1 127.5	1 229.0	1 289.0	1 337.0
LB	356.0	391.0	366.0	391.0	412.0	462.0	494.0	554.0	567.0	597.0	635.0	660.0	680.5	740.5	792.0
LBL	434.5	469.5	439.0	464.0	516.5	566.5	610.0	670.0	696.0	726.0	782.0	807.0	908.5	968.5	1 017.0

① ISO 4014 ② DIN 5480 ③ DIN 332-D ④ DIN 332 ⑤ Feather key/keyway DIN 6885-1 ⑥ ISO 4762 ⑦ Without locating shoulder +1 mm
 ⑧ Use bores only for foot-mounted design ⑧ AD depends on the motor options, for other dimensions see page 8/42.

FD.F/FZ.F.149 gearbox in a flange-mounted design

FF030, FAF030, FAFS030, FAFT030



Motor	LE 100	100Z	112	112Z	132	132Z	160	160Z	LES 180	180Z	200	200Z	225	225Y	250
AC	198.0	198.0	222.0	222.0	264.0	264.0	318.0	318.0	352.5	352.5	392.5	392.5	439.0	439.0	487.0
AD ¹⁾	170.5	170.5	181.5	181.5	207.0	207.0	241.0	241.0	292.0	292.0	315.0	315.0	382.0	382.0	457.5
k	734.0	769.0	744.0	769.0	790.0	840.0	872.0	932.0	945.0	975.0	1 013.0	1 038.0	1 058.5	1 118.5	1 170.0
kB	812.5	847.5	817.0	842.0	894.5	944.5	988.0	1 048.0	1 074.0	1 104.0	1 160.0	1 185.0	1 286.5	1 346.5	1 395.0
LB	356.0	391.0	366.0	391.0	412.0	462.0	494.0	554.0	567.0	597.0	635.0	660.0	680.5	740.5	792.0
LBL	434.5	469.5	439.0	464.0	516.5	566.5	610.0	670.0	696.0	726.0	782.0	807.0	908.5	968.5	1 017.0

① ISO 4014 ② DIN 5480 ③ DIN 332-D ④ DIN 332 ⑤ Feather key/keyway DIN 6885-1 ⑦ ISO 4762 ⑧ Without locating shoulder +1 mm

⑩ For inner contour see page 4/128 ⑪ Use bores only for foot-mounted design

¹⁾ AD depends on the motor options, for other dimensions see page 8/42.

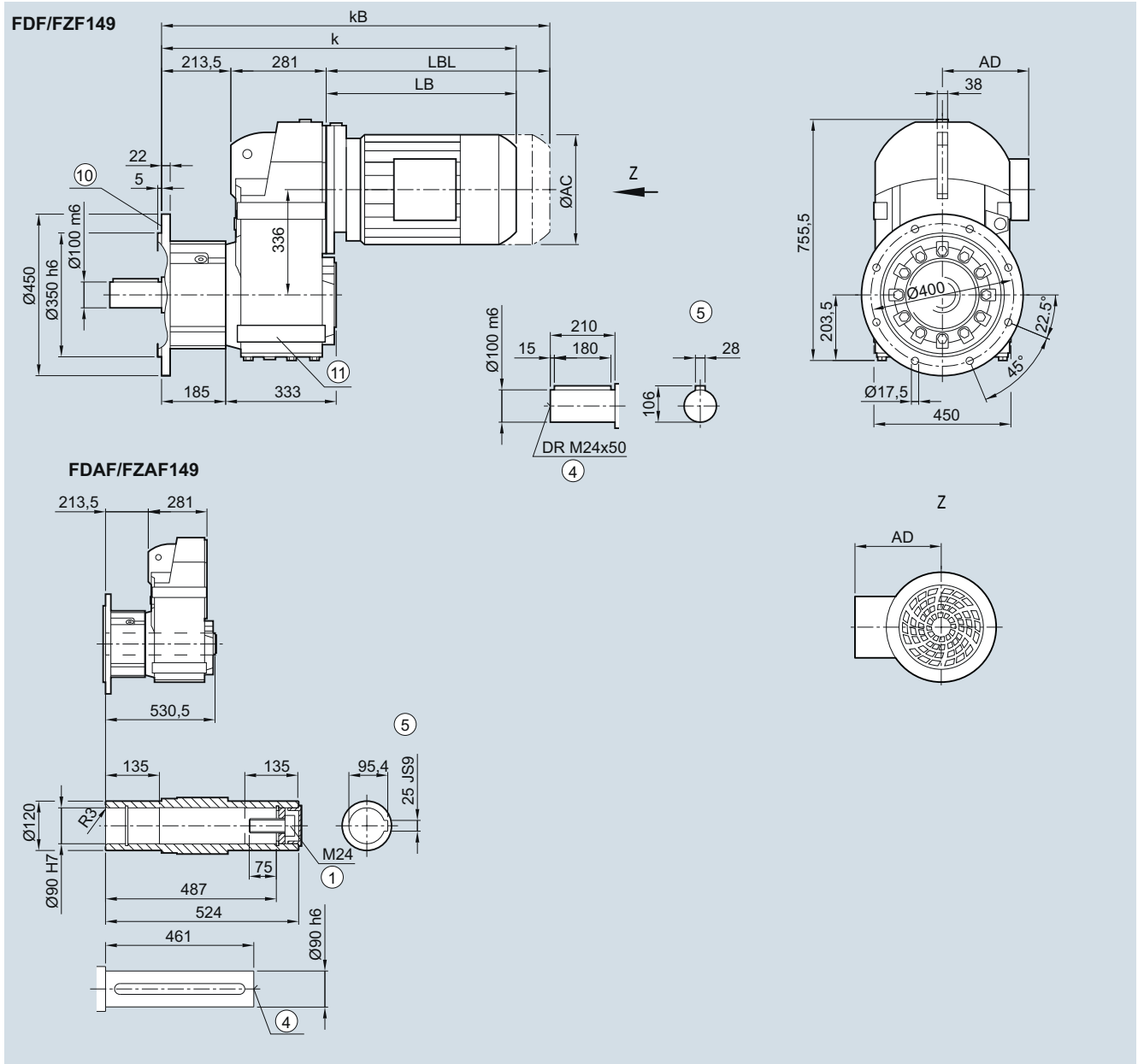
SIMOGEAR geared motors

Parallel shaft geared motors

Dimensions

FD.F/FZ.F.149 gearbox in a flange-mounted design with VLplus reinforced bearing system (G30)

FF040, FAF040



Motor	LE 100	100Z	112	112Z	132	132Z	160	160Z	LES 180	180Z	200	200Z	225	225Y	250
AC	198.0	198.0	222.0	222.0	264.0	264.0	318.0	318.0	352.5	352.5	392.5	392.5	439.0	439.0	487.0
AD ¹⁾	170.5	170.5	181.5	181.5	207.0	207.0	241.0	241.0	292.0	292.0	315.0	315.0	382.0	382.0	457.5
k	851.0	886.0	861.0	886.0	907.0	957.0	989.0	1 049.0	1 062.0	1 092.0	1 130.0	1 155.0	1 175.5	1 235.5	1 287.0
kB	929.5	964.5	934.0	959.0	1 011.5	1 061.5	1 105.0	1 165.0	1 191.0	1 221.0	1 277.0	1 302.0	1 403.5	1 463.5	1 512.0
LB	356.0	391.0	366.0	391.0	412.0	462.0	494.0	554.0	567.0	597.0	635.0	660.0	680.5	740.5	792.0
LBL	434.5	469.5	439.0	464.0	516.5	566.5	610.0	670.0	696.0	726.0	782.0	807.0	908.5	968.5	1 017.0

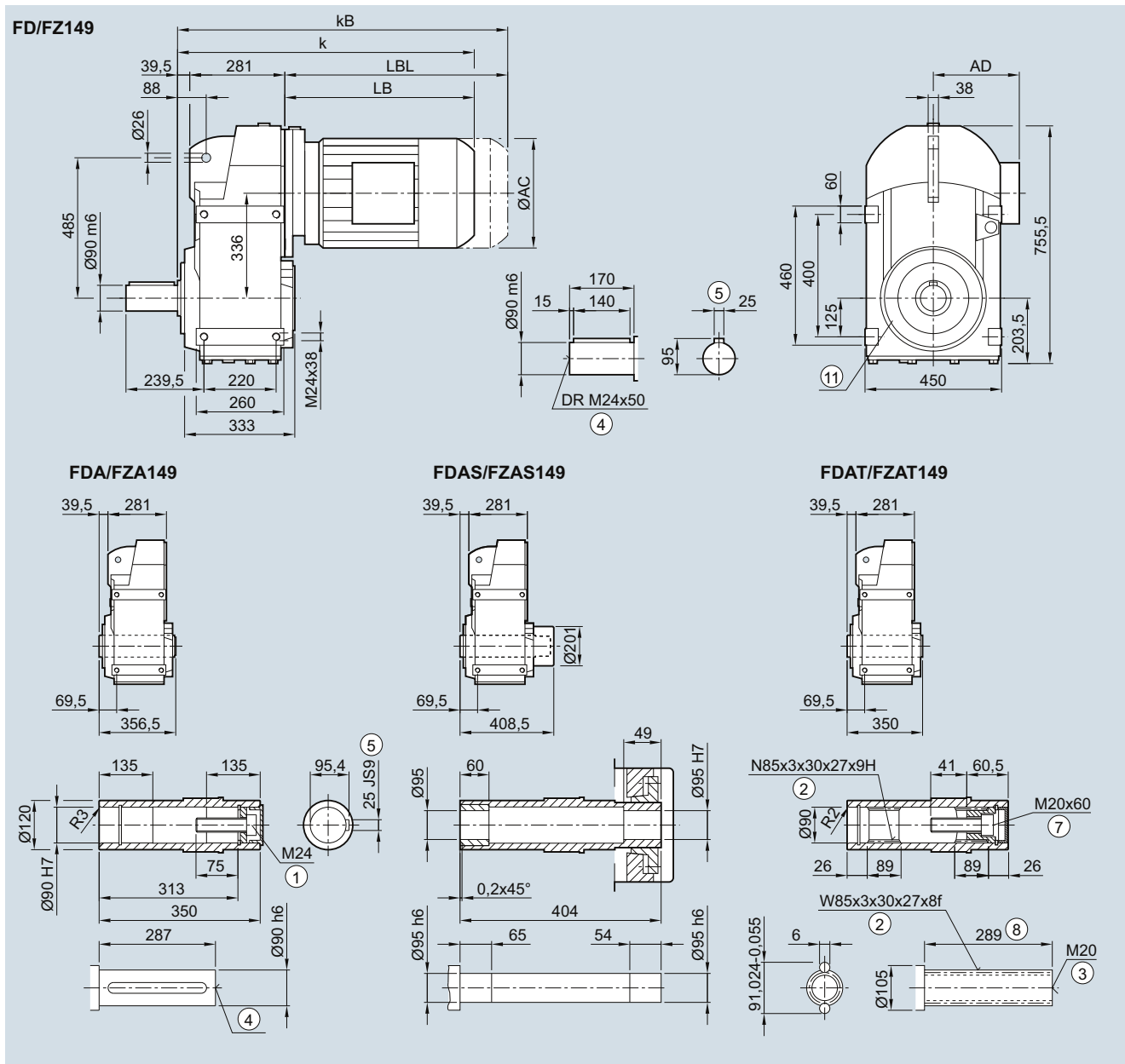
⑩ ISO 4014 ④ DIN 332 ⑤ Feather key/keyway DIN 6885-1 ⑪ Use bores only for foot-mounted design

⑨ For inner contour see page 4/128

¹⁾ AD depends on the motor options, for other dimensions see page 8/42.

FD./FZ..149 gearbox in a foot-mounted design

F030, FA030, FAS030, FAT030



Motor	LE 100	100Z	112	112Z	132	132Z	160	160Z	LES 180	180Z	200	200Z	225	225Y	250
AC	198.0	198.0	222.0	222.0	264.0	264.0	318.0	318.0	352.5	352.5	392.5	392.5	439.0	439.0	487.0
AD ¹⁾	170.5	170.5	181.5	181.5	207.0	207.0	241.0	241.0	292.0	292.0	315.0	315.0	382.0	382.0	457.5
k	676.5	711.5	686.5	711.5	732.5	782.5	814.5	874.5	887.5	917.5	955.5	980.5	1 000.5	1 060.5	1 112.0
kB	755.0	790.0	759.5	784.5	837.0	887.0	930.5	990.5	1 016.5	1 046.5	1 102.5	1 127.5	1 229.0	1 289.0	1 337.0
LB	356.0	391.0	366.0	391.0	412.0	462.0	494.0	554.0	567.0	597.0	635.0	660.0	680.5	740.5	792.0
LBL	434.5	469.5	439.0	464.0	516.5	566.5	610.0	670.0	696.0	726.0	782.0	807.0	908.5	968.5	1 017.0

① ISO 4014 ② DIN 5480 ③ DIN 332-D ④ DIN 332 ⑤ Feather key/keyway DIN 6885-1 ⑦ ISO 4762 ⑧ Without locating shoulder +1 mm
 ⑨ Use bores only for housing flange design 1) AD depends on the motor options, for other dimensions see page 8/42.

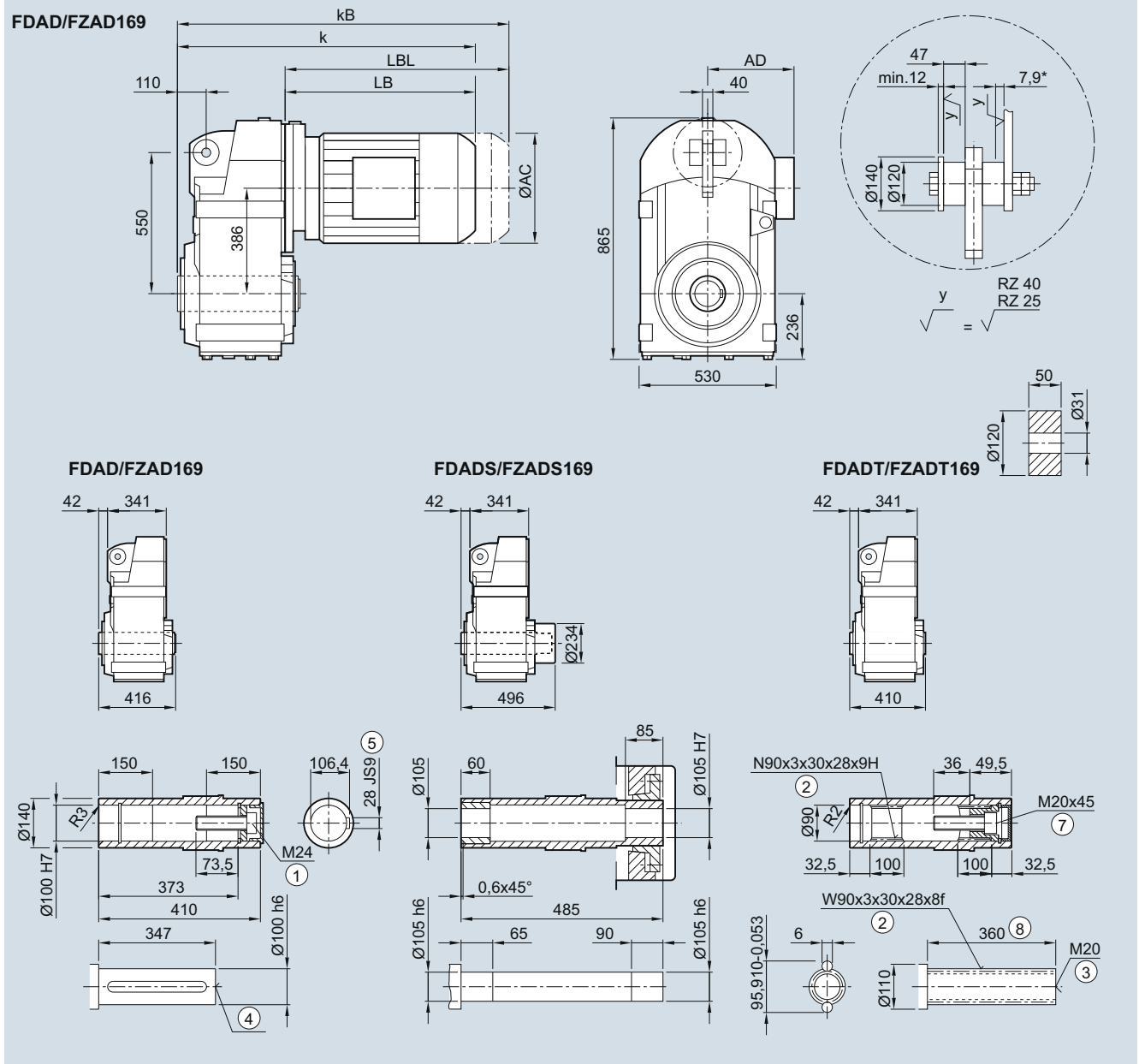
SIMOGEAR geared motors

Parallel shaft geared motors

Dimensions

FDAD./FZAD.169 gearbox in a shaft-mounted design

FAD030, FADS030, FADT030

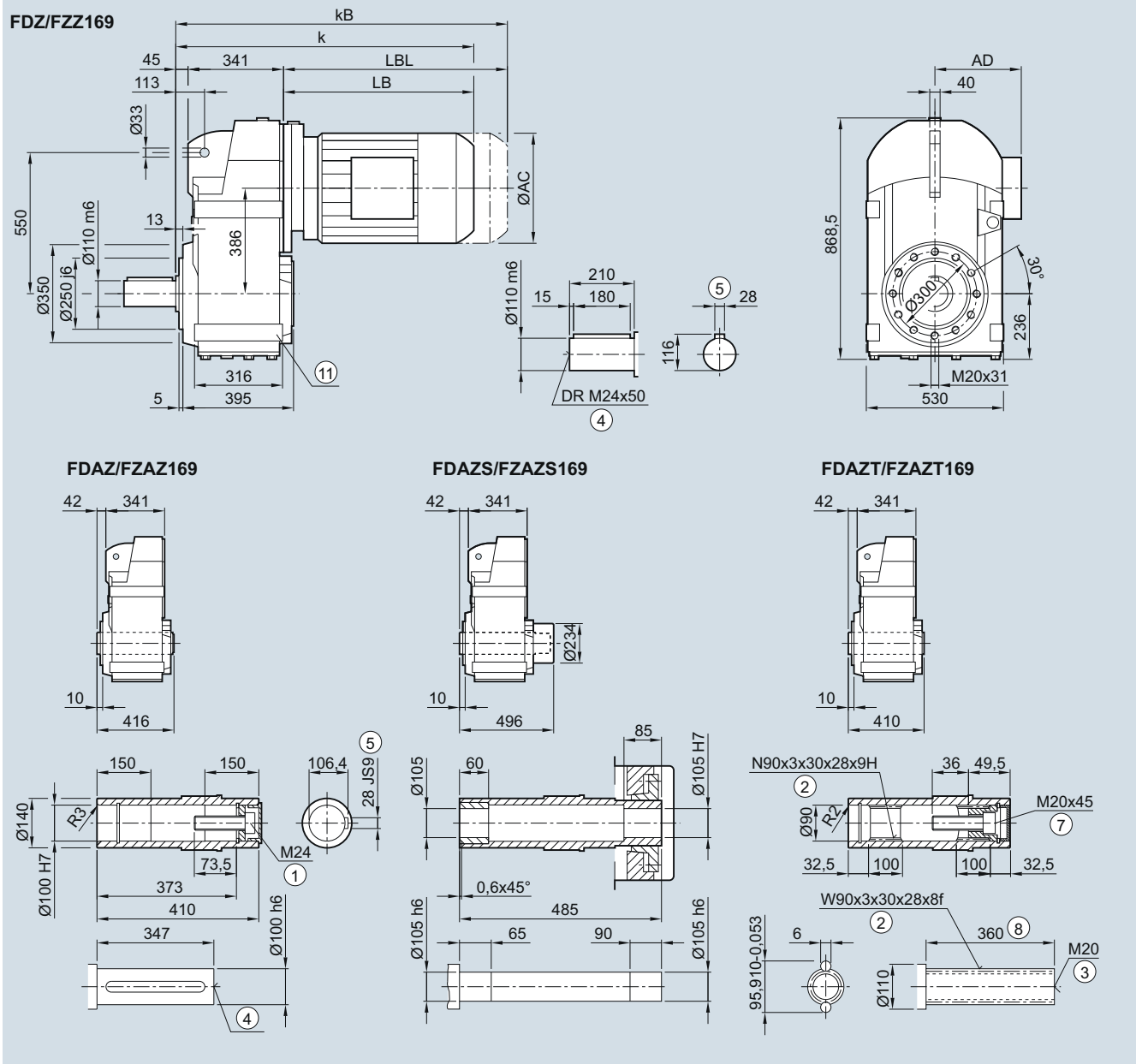


Motor	LE				LES								
	112	112Z	132	132Z	160	160Z	180	180Z	200	200Z	225	225Y	250
AC	222.0	222.0	264.0	264.0	318.0	318.0	352.5	352.5	392.5	392.5	439.0	439.0	487.0
AD ¹⁾	181.5	181.5	207.0	207.0	241.0	241.0	292.0	292.0	315.0	315.0	382.0	382.0	457.0
k	739.5	764.5	785.0	835.0	867.0	927.0	939.5	969.5	1 007.5	1 032.5	1 052.5	1 112.0	1 159.5
kB	812.5	837.5	889.5	939.5	983.0	1 043.0	1 068.5	1 098.5	1 154.5	1 179.5	1 280.0	1 340.0	1 384.5
LB	353.5	378.5	399.0	449.0	481.0	541.0	553.5	583.0	621.5	646.5	666.0	726.0	773.5
LBL	426.5	451.5	503.5	553.5	597.0	657.0	682.5	712.5	768.5	793.5	894.0	954.0	998.5

① ISO 4014 ② DIN 5480 ③ DIN 332-D ④ DIN 332 ⑤ Feather key/keyway DIN 6885-1 ⑦ ISO 4762 ⑧ Without locating shoulder +1 mm
¹⁾ AD depends on the motor options, for other dimensions see page 8/42. * Spring compression at max. torque

FD.Z./FZ.Z.169 gearbox in a housing flange design

FZ030, FAZ030, FAZS030, FAZT030



Motor	LE				LES								
	112	112Z	132	132Z	160	160Z	180	180Z	200	200Z	225	225Y	250
AC	222.0	222.0	264.0	264.0	318.0	318.0	352.5	352.5	392.5	392.5	439.0	439.0	487.0
AD ¹⁾	181.5	181.5	207.0	207.0	241.0	241.0	292.0	292.0	315.0	315.0	382.0	382.0	457.0
k	739.5	764.5	785.0	835.0	867.0	927.0	939.5	969.5	1 007.5	1 032.5	1 052.5	1 112.0	1 159.5
kB	812.5	837.5	889.5	939.5	983.0	1 043.0	1 068.5	1 098.5	1 154.5	1 179.5	1 280.0	1 340.0	1 384.5
LB	353.5	378.5	399.0	449.0	481.0	541.0	553.5	583.0	621.5	646.5	666.0	726.0	773.5
LBL	426.5	451.5	503.5	553.5	597.0	657.0	682.5	712.5	768.5	793.5	894.0	954.0	998.5

① ISO 4014 ② DIN 5480 ③ DIN 332-D ④ DIN 332 ⑤ Feather key/keyway DIN 6885-1 ⑦ ISO 4762 ⑧ Without locating shoulder +1 mm
 ⑨ Use bores only for foot-mounted design
 1) AD depends on the motor options, for other dimensions see page 8/42.

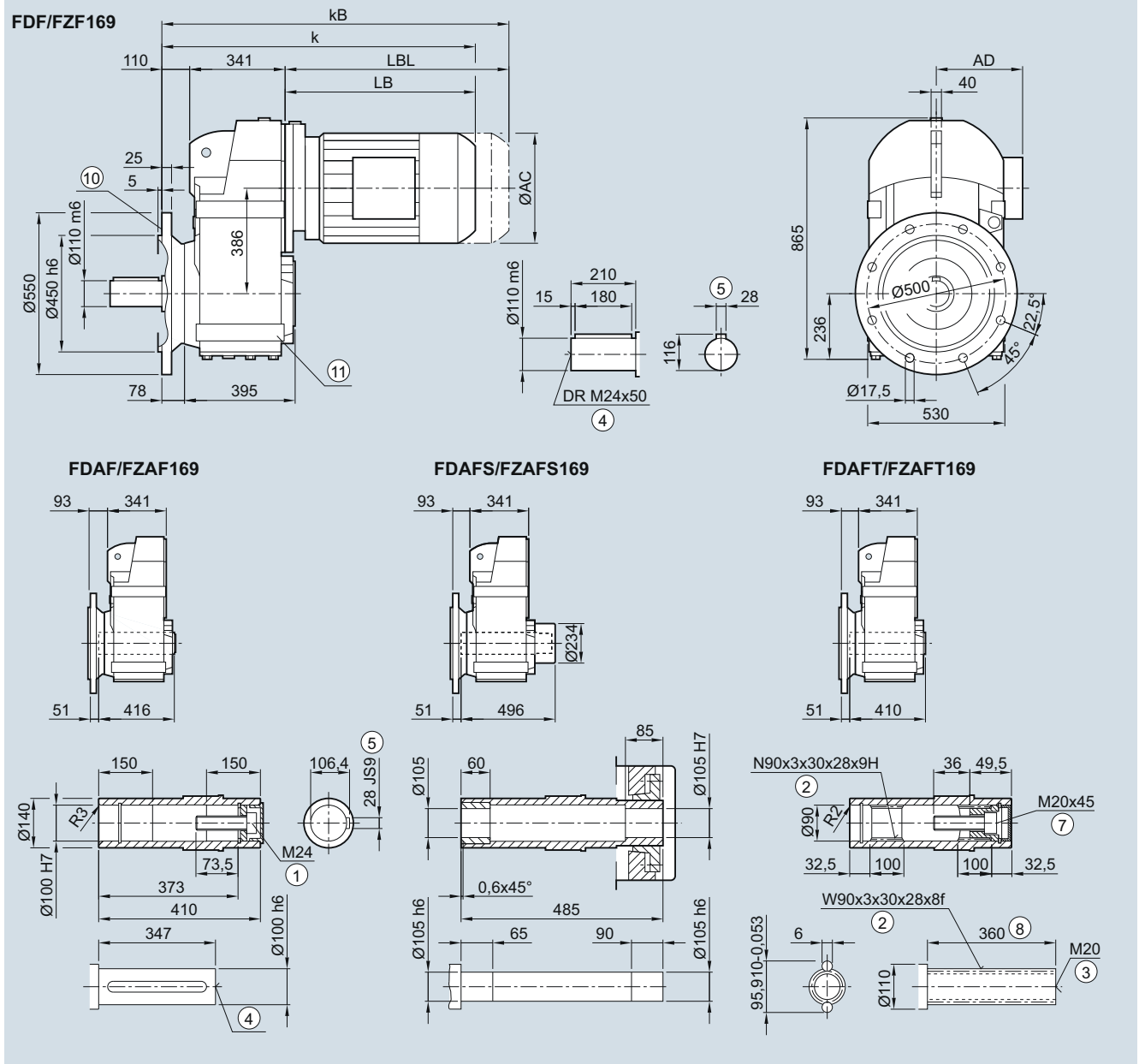
SIMOGEAR geared motors

Parallel shaft geared motors

Dimensions

FD.F/FZ.F.169 gearbox in a flange-mounted design

FF030, FAF030, FAFS030, FAFT030



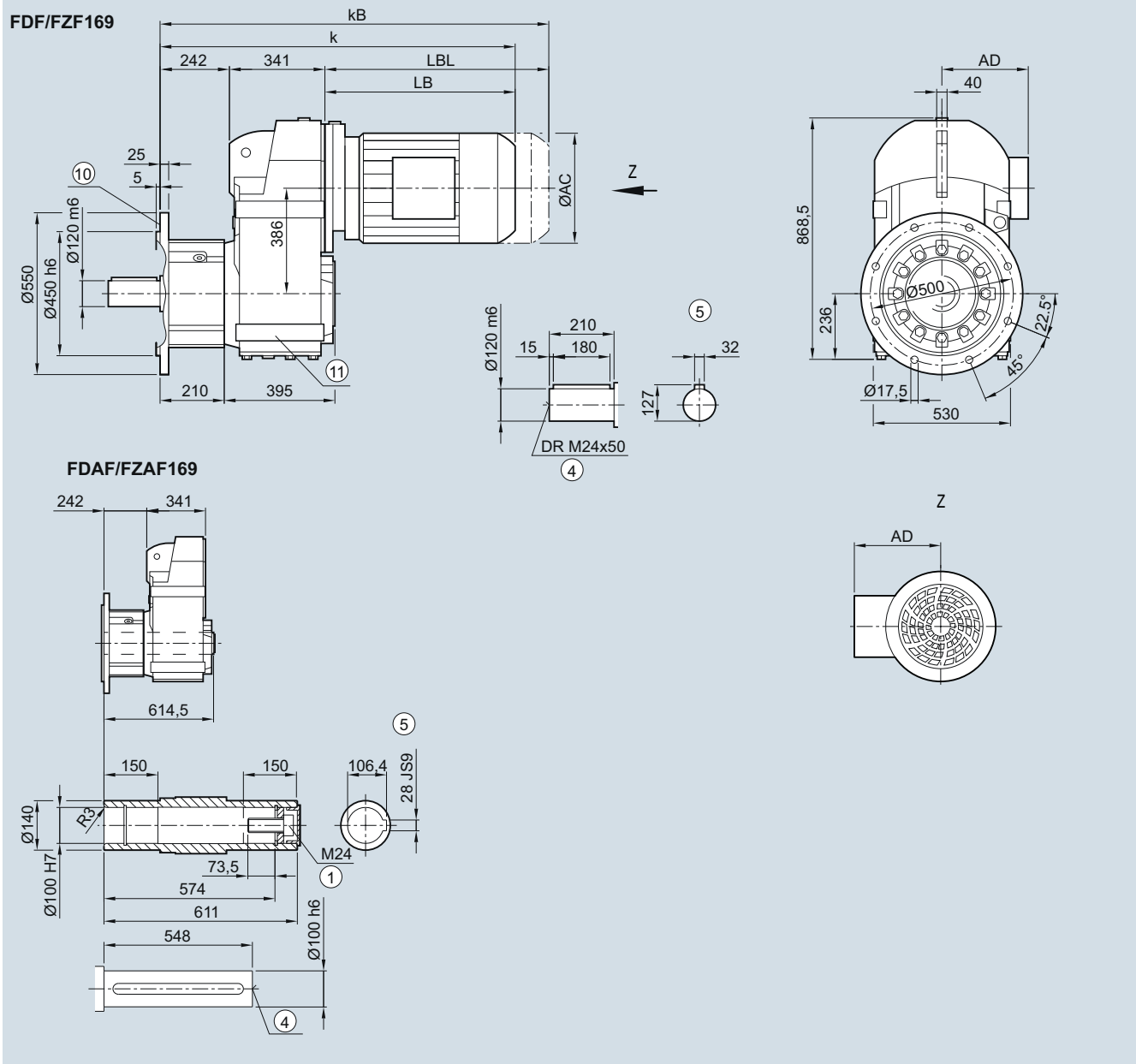
Motor	LE	112	112Z	132	132Z	160	160Z	LES	180	180Z	200	200Z	225	225Y	250
AC		222.0	222.0	264.0	264.0	318.0	318.0	352.5	352.5	392.5	392.5	439.0	439.0	487.0	
AD ¹⁾		181.5	181.5	207.0	207.0	241.0	241.0	292.0	292.0	315.0	315.0	382.0	382.0	457.5	
k		804.5	829.5	850.0	900.0	932.0	992.0	1 004.5	1 034.5	1 072.5	1 097.5	1 117.0	1 177.0	1 224.5	
kB		877.5	902.5	954.5	1 004.5	1 048.0	1 108.0	1 133.5	1 163.5	1 219.5	1 244.5	1 345.0	1 405.0	1 449.5	
LB		353.5	378.5	399.0	449.0	481.0	541.0	553.5	583.5	621.5	646.5	666.0	726.0	773.5	
LBL		426.5	451.5	503.5	553.5	597.0	657.0	682.5	712.5	768.5	793.5	894.0	954.0	998.5	

① ISO 4014 ② DIN 5480 ③ DIN 332-D ④ DIN 332 ⑤ Feather key/keyway DIN 6885-1 ⑦ ISO 4762 ⑧ Without locating shoulder + 1 mm
 ⑩ For inner contour see page 4/128 ⑪ Use bores only for foot-mounted design

¹⁾ AD depends on the motor options, for other dimensions see page 8/42.

FD.F/FZ.F.169 gearbox in a flange-mounted design with VLplus reinforced bearing system (G30)

FF040, FAF040



Motor	LE 112	112Z	132	132Z	160	160Z	LES 180	180Z	200	200Z	225	225Y	250
AC	222.0	222.0	264.0	264.0	318.0	318.0	352.5	352.5	392.5	392.5	439.0	439.0	487.0
AD ¹⁾	181.5	181.5	207.0	207.0	241.0	241.0	292.0	292.0	315.0	315.0	382.0	382.0	457.5
k	936.5	961.5	982.0	1 032.0	1 064.0	1 124.0	1 136.5	1 166.5	1 204.5	1 129.5	1 249.0	1 309.0	1 356.5
kB	1 009.5	1 034.5	1 086.5	1 136.5	1 180.0	1 240.0	1 265.5	1 295.5	1 351.5	1 376.5	1 477.0	1 537.0	1 581.5
LB	353.5	378.5	399.0	449.0	481.0	541.0	553.5	583.5	621.5	646.5	666.0	726.0	773.5
LBL	426.5	451.5	503.5	553.5	597.0	657.0	682.5	712.5	768.5	793.5	894.0	954.0	998.5

⑩ ISO 4014 ④ DIN 332 ⑤ Feather key/keyway DIN 6885-1 ⑪ Use bores only for foot-mounted design

⑧ For inner contour see page 4/128

¹⁾ AD depends on the motor options, for other dimensions see page 8/42.

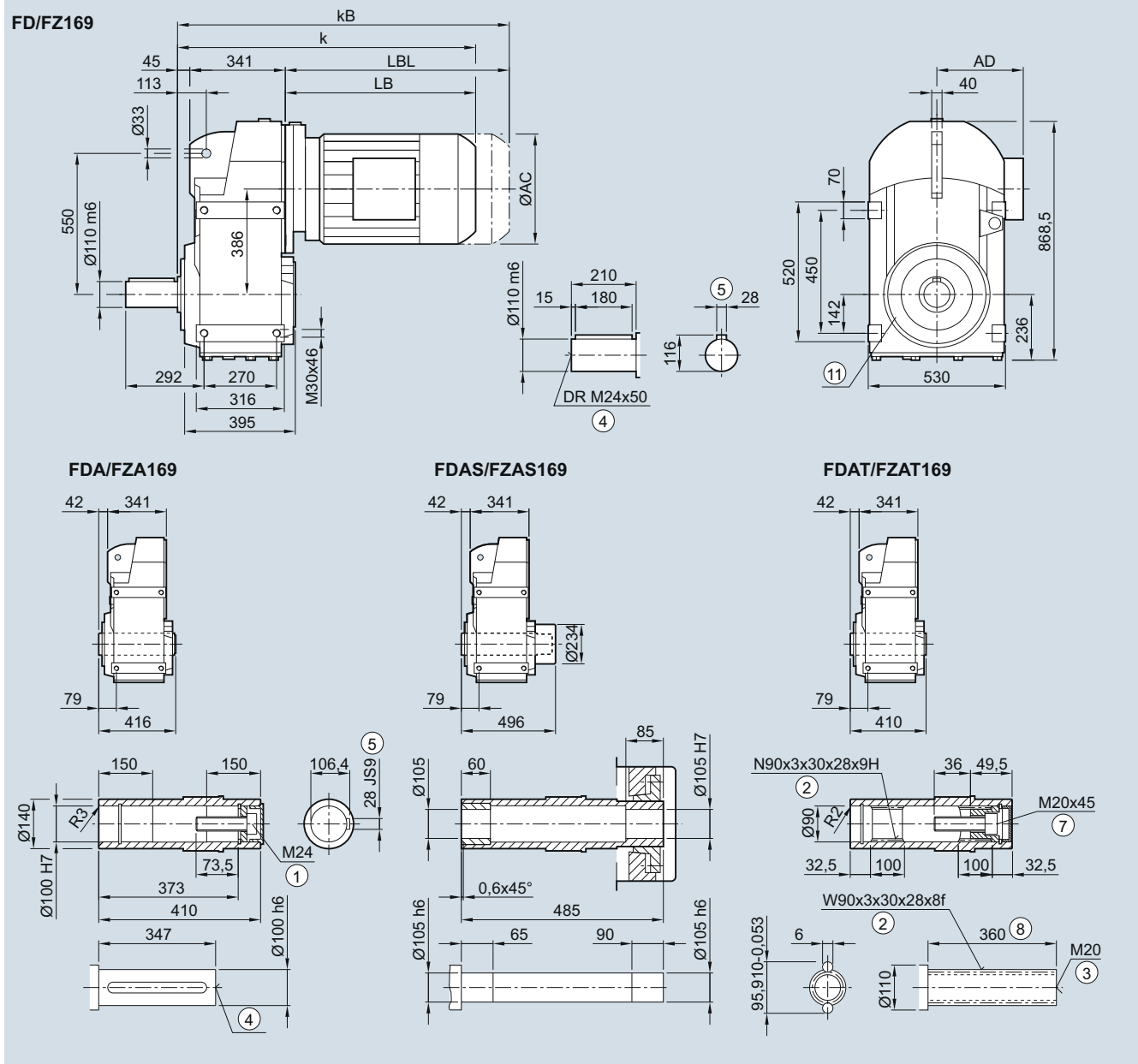
SIMOGEAR geared motors

Parallel shaft geared motors

Dimensions

FD../FZ..169 gearbox in a foot-mounted design

F030, FA030, FAS030, FAT030

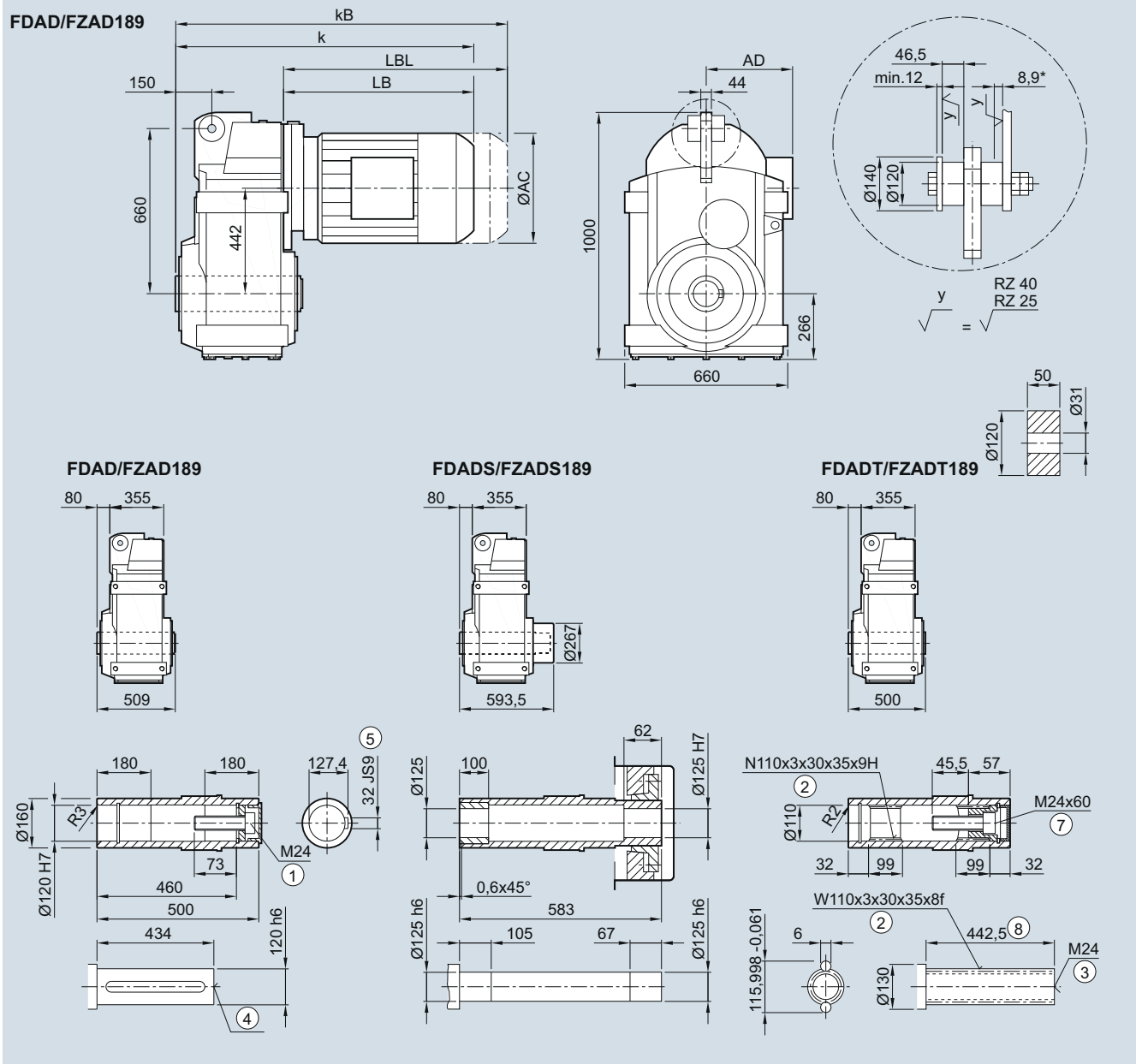


Motor	LE				LES								
	112	112Z	132	132Z	160	160Z	180	180Z	200	200Z	225	225Y	250
AC	222.0	222.0	264.0	264.0	318.0	318.0	352.5	352.5	392.5	392.5	439.0	439.0	487.0
AD ¹⁾	181.5	181.5	207.0	207.0	241.0	241.0	292.0	292.0	315.0	315.0	382.0	382.0	457.0
k	739.5	764.5	785.0	835.0	867.0	927.0	939.5	969.5	1 007.5	1 032.5	1 052.5	1 112.0	1 159.5
kB	812.5	837.5	889.5	939.5	983.0	1 043.0	1 068.5	1 098.5	1 154.5	1 179.5	1 280.0	1 340.0	1 384.5
LB	353.5	378.5	399.0	449.0	481.0	541.0	553.5	583.0	621.5	646.5	666.0	726.0	773.5
LBL	426.5	451.5	503.5	553.5	597.0	657.0	682.5	712.5	768.5	793.5	894.0	954.0	998.5

① ISO 4014 ② DIN 5480 ③ DIN 332-D ④ DIN 332 ⑤ Feather key/keyway DIN 6885-1 ⑦ ISO 4762 ⑧ Without locating shoulder + 1 mm
 ⑩ Use bores only for housing flange design 1) AD depends on the motor options, for other dimensions see page 8/42.

FDAD./FZAD.189 gearbox in a shaft-mounted design

FAD030, FADS030, FADT030



Motor	LE				LES								
	112	112Z	132	132Z	160	160Z	180	180Z	200	200Z	225	225Y	250
AC	222.0	222.0	264.0	264.0	318.0	318.0	352.5	352.5	392.5	392.5	439.0	439.0	487.0
AD ¹⁾	181.5	181.5	207.0	207.0	241.0	241.0	292.0	292.0	315.0	315.0	382.0	382.0	457.5
k	788.5	813.5	834.0	884.0	916.0	976.0	988.5	1 018.5	1 056.5	1 081.5	1 101.0	1 161.0	1 208.5
kB	861.5	886.5	938.5	988.5	1 032.0	1 092.0	1 117.5	1 147.5	1 203.5	1 228.5	1 329.0	1 389.0	1 433.5
LB	353.5	378.5	399.0	449.0	481.0	541.0	553.5	583.5	621.5	646.5	666.0	726.0	773.5
LBL	426.5	451.5	503.5	553.5	597.0	657.0	682.5	712.5	768.5	793.5	894.0	954.0	998.5

① ISO 4014 ② DIN 5480 ③ DIN 332-D ④ DIN 332 ⑤ Feather key/keyway DIN 6885-1 ⑦ ISO 4762 ⑧ Without locating shoulder +1 mm

⑨ Use bores only for foot-mounted design

1) AD depends on the motor options, for other dimensions see page 8/42.

* Spring compression at max. torque

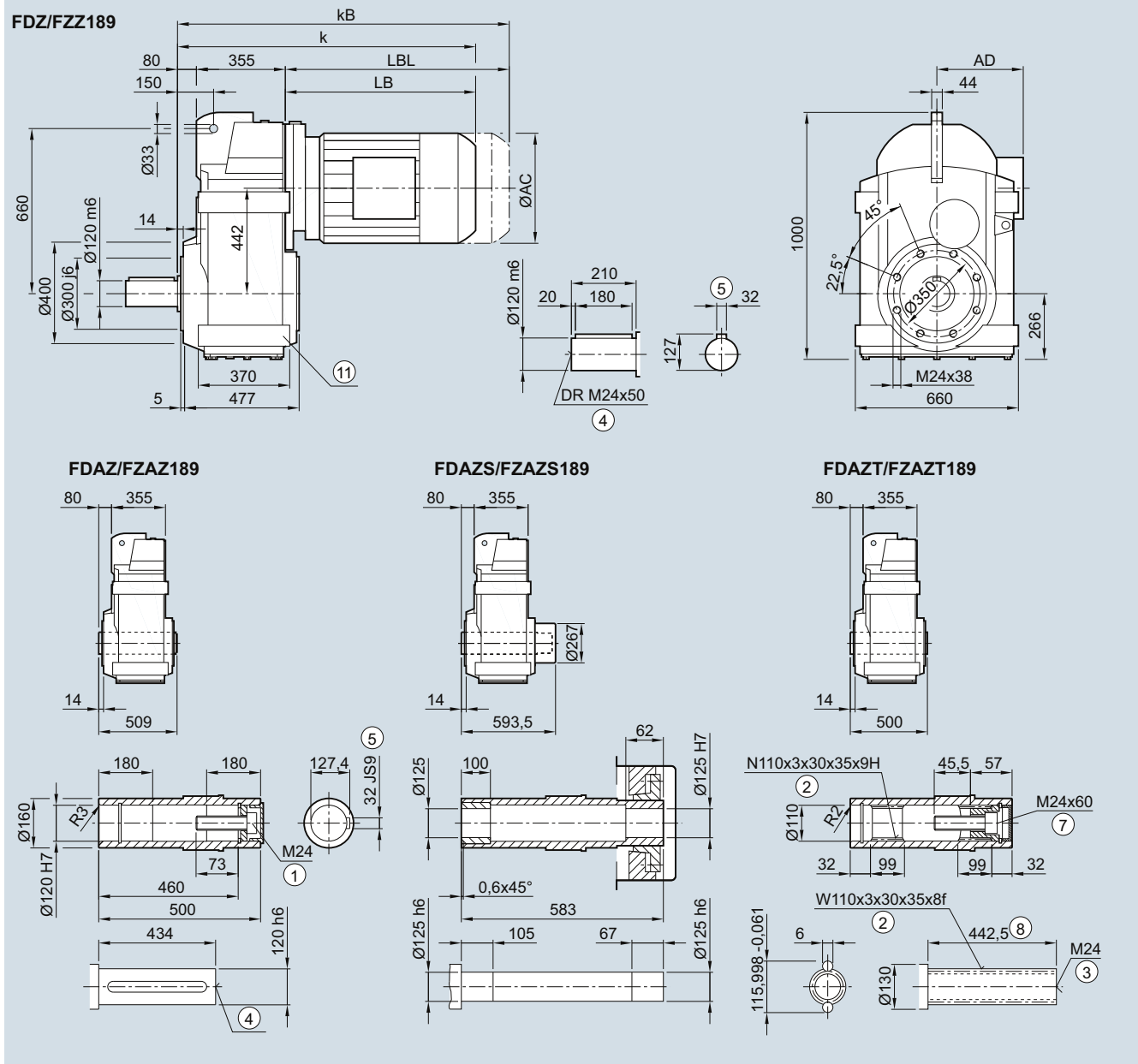
SIMOGEAR geared motors

Parallel shaft geared motors

Dimensions

FD.Z./FZ.Z.189 gearbox in a housing flange design

FZ030, FAZ030, FAZS030, FAZT030

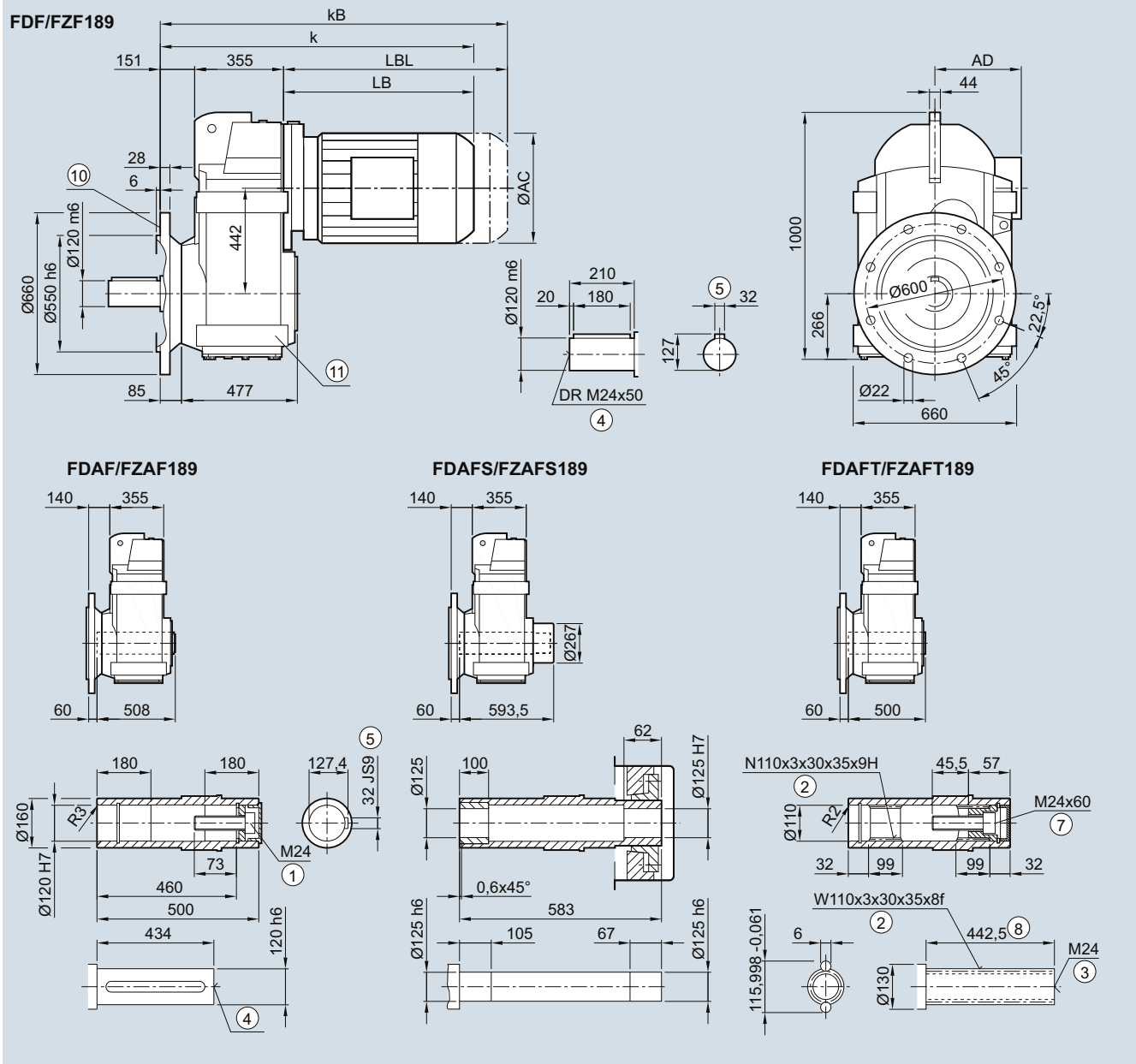


Motor	LE				LES								
	112	112Z	132	132Z	160	160Z	180	180Z	200	200Z	225	225Y	250
AC	222.0	222.0	264.0	264.0	318.0	318.0	352.5	352.5	392.5	392.5	439.0	439.0	487.0
AD ¹⁾	181.5	181.5	207.0	207.0	241.0	241.0	292.0	292.0	315.0	315.0	382.0	382.0	457.5
k	788.5	813.5	834.0	884.0	916.0	976.0	988.5	1 018.5	1 056.5	1 081.5	1 101.0	1 161.0	1 208.5
kB	861.5	886.5	938.5	988.5	1 032.0	1 092.0	1 117.5	1 147.5	1 203.5	1 228.5	1 329.0	1 389.0	1 433.5
LB	353.5	378.5	399.0	449.0	481.0	541.0	553.5	583.5	621.5	646.5	666.0	726.0	773.5
LBL	426.5	451.5	503.5	553.5	597.0	657.0	682.5	712.5	768.5	793.5	894.0	954.0	998.5

① ISO 4014 ② DIN 5480 ③ DIN 332-D ④ DIN 332 ⑤ Feather key/keyway DIN 6885-1 ⑥ ISO 4762 ⑦ Without locating shoulder +1 mm
 ⑧ Use bores only for foot-mounted design ⑧ AD depends on the motor options, for other dimensions see page 8/42.

FD.F/FZ.F.189 gearbox in a flange-mounted design

FF030, FAF030, FAFS030, FAFT030



Motor	LE				LES								
	112	112Z	132	132Z	160	160Z	180	180Z	200	200Z	225	225Y	250
AC	222.0	222.0	264.0	264.0	318.0	318.0	352.5	352.5	392.5	392.5	439.0	439.0	487.0
AD ¹⁾	181.5	181.5	207.0	207.0	241.0	241.0	292.0	292.0	315.0	315.0	382.0	382.0	457.5
k	859.5	884.5	905.0	955.0	987.0	1 047.0	1 059.5	1 089.5	1 127.5	1 152.5	1 172.0	1 232.0	1 279.5
kB	932.5	957.5	1 009.5	1 059.5	1 103.0	1 163.0	1 188.5	1 218.5	1 274.5	1 299.5	1 400.0	1 460.0	1 504.5
LB	353.5	378.5	399.0	449.0	481.0	541.0	553.5	583.5	621.5	646.5	666.0	726.0	773.5
LBL	426.5	451.5	503.5	553.5	597.0	657.0	682.5	712.5	768.5	793.5	894.0	954.0	998.5

① ISO 4014 ② DIN 5480 ③ DIN 332-D ④ DIN 332 ⑤ Feather key/keyway DIN 6885-1 ⑦ ISO 4762 ⑧ Without locating shoulder +1 mm

Ⓣ For inner contour see page 4/128 Ⓢ Use bores only for foot-mounted design

¹⁾ AD depends on the motor options, for other dimensions see page 8/42.

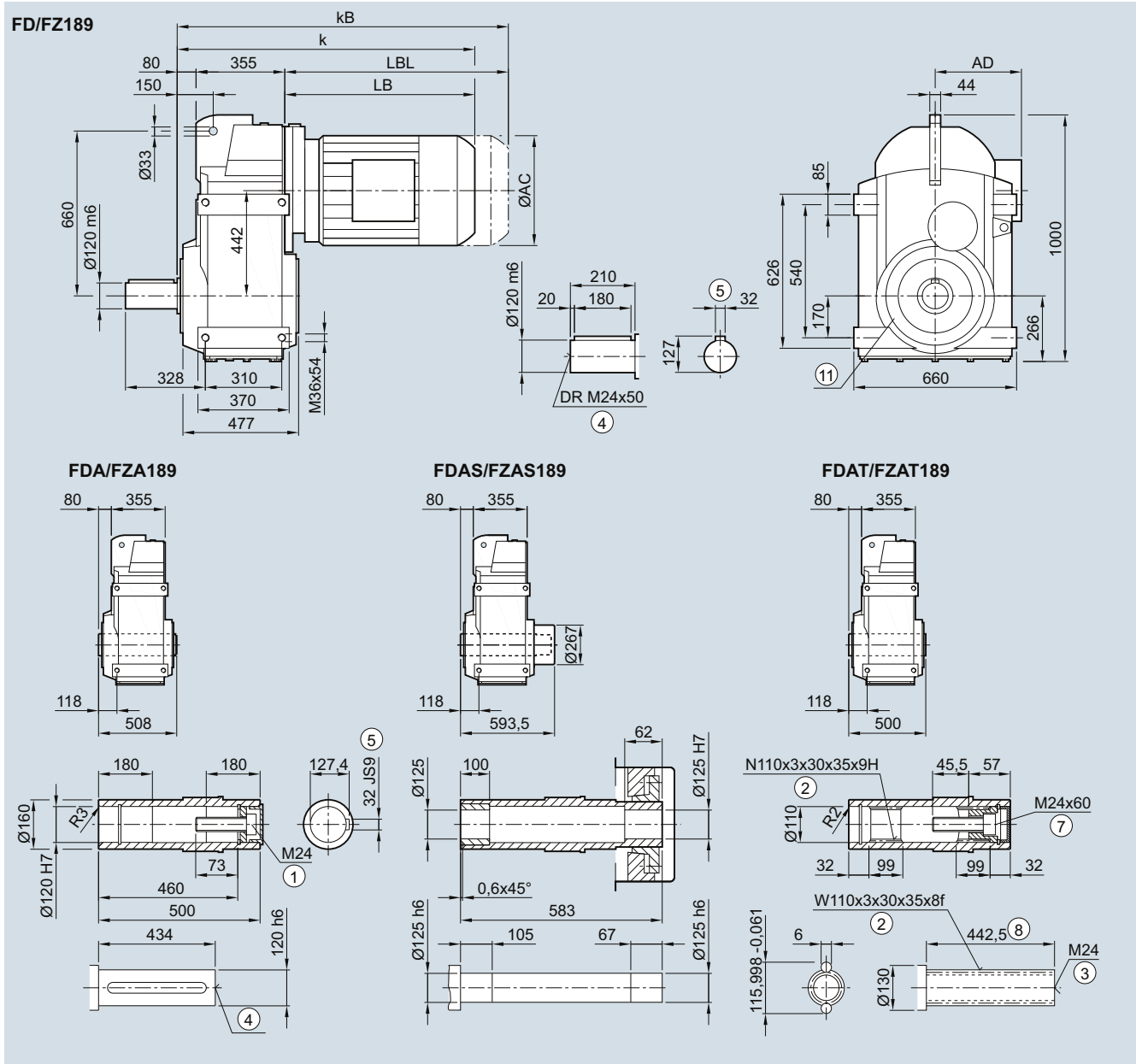
SIMOGEAR geared motors

Parallel shaft geared motors

Dimensions

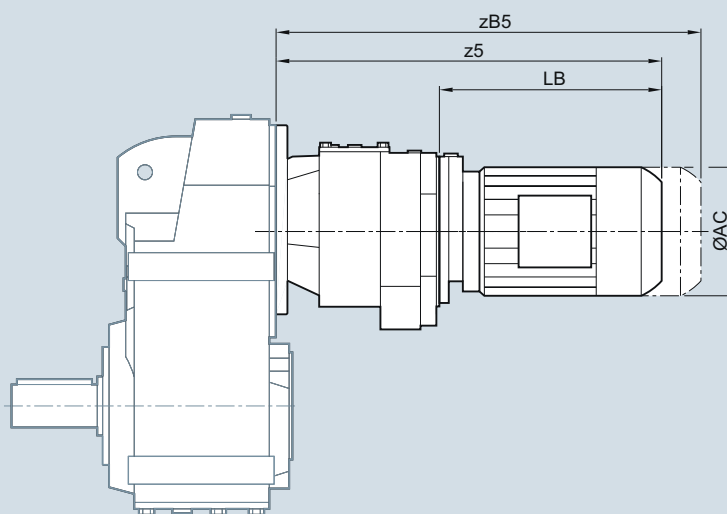
FD../FZ..189 gearbox in a foot-mounted design

F030, FA030, FAS030, FAT030



Motor	LE				LES									
	112	112Z	132	132Z	160	160Z	180	180Z	200	200Z	225	225Y	250	
AC	222.0	222.0	264.0	264.0	318.0	318.0	352.5	352.5	392.5	392.5	439.0	439.0	487.0	
AD ¹⁾	181.5	181.5	207.0	207.0	241.0	241.0	292.0	292.0	315.0	315.0	382.0	382.0	457.5	
k	788.5	813.5	834.0	884.0	916.0	976.0	988.5	1 018.5	1 056.5	1 081.5	1 101.0	1 161.0	1 208.5	
kB	861.5	886.5	938.5	988.5	1 032.0	1 092.0	1 117.5	1 147.5	1 203.5	1 228.5	1 329.0	1 389.0	1 433.5	
LB	353.5	378.5	399.0	449.0	481.0	541.0	553.5	583.5	621.5	646.5	666.0	726.0	773.5	
LBL	426.5	451.5	503.5	553.5	597.0	657.0	682.5	712.5	768.5	793.5	894.0	954.0	998.5	

① ISO 4014 ② DIN 5480 ③ DIN 332-D ④ DIN 332 ⑤ Feather key/keyway DIN 6885-1 ⑦ ISO 4762 ⑧ Without locating shoulder +1 mm
 ⑨ Use bores only for housing flange design ⑩ AD depends on the motor options, for other dimensions see page 8/42.

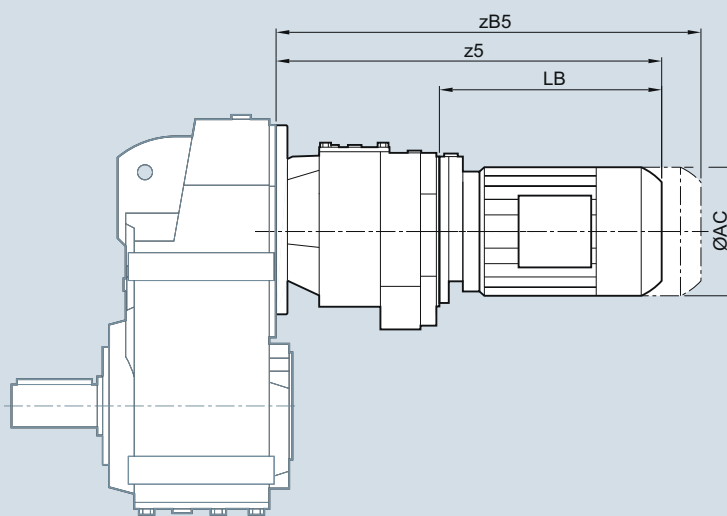
Parallel shaft tandem geared motors


Gearbox	Motor	AC	z5	zB5	LB	
FD../FZ..29-D/Z19	LA63	117.8	331.0	375.5	160.5	
FD../FZ..39-D/Z19	LA63	117.8	331.0	375.5	160.5	
	LA71	138.8	363.0	418.0	184.5	
	LA71Z	138.8	382.0	437.0	203.5	
FD../FZ..49-D/Z19	LA63	117.8	322.0	366.5	160.5	
	LA71	138.8	354.0	409.0	184.5	
	LA71Z	138.8	373.0	428.0	203.5	
	LE80	156.3	410.0	470.0	240.0	
	LE80Z	156.3	445.0	505.0	275.0	
FD../FZ..69-D/Z19	LA63	117.8	322.0	366.5	160.5	
	LA71	138.8	354.0	409.0	184.5	
	LA71Z	138.8	373.0	428.0	203.5	
	LE80	156.3	410.0	470.0	240.0	
	LE80Z	156.3	445.0	505.0	275.0	
FD../FZ..79-D/Z39	LA63	117.8	373.5	418.0	194.0	
	LA71	138.8	405.5	460.5	226.0	
	LA71Z	138.8	424.5	479.5	245.0	
	LE80	156.3	469.5	529.5	290.0	
	LE80Z	156.3	504.5	564.5	325.0	
FD../FZ..89-D/Z39	LA63	117.8	356.5	401.0	194.0	
	LA71	138.8	388.5	443.5	226.0	
	LA71Z	138.8	407.5	462.5	245.0	
	LE80	156.3	452.5	512.5	290.0	
	LE80Z	156.3	487.5	547.5	325.0	
	LE90	173.8	514.0	584.0	351.5	
	LE90Z	173.8	554.0	624.0	391.5	
	FD..109-D/Z39	LA63	117.8	347.5	392.0	194.0
		LA71	138.8	379.5	434.5	226.0
LA71Z		138.8	398.5	453.5	245.0	
LE80		156.3	443.5	503.5	290.0	
LE80Z		156.3	478.5	538.5	325.0	
LE90		173.8	505.0	575.0	351.5	
LE90Z		173.8	545.0	615.0	391.5	
LE100		198.0	561.5	640.0	408.0	
LE100Z		198.0	596.5	675.0	443.0	

Gearbox	Motor	AC	z5	zB5	LB
FD..129-D/Z49	LA63	117.8	376.5	421.0	184.5
	LA71	138.8	408.5	463.5	216.5
	LA71Z	138.8	427.5	482.5	235.5
	LE80	156.3	472.5	532.5	280.5
	LE80Z	156.3	507.5	567.5	315.5
	LE90	173.8	534.0	604.0	342.0
	LE90Z	173.8	574.0	644.0	382.0
	LE100	198.0	590.5	669.0	398.5
	LE100Z	198.0	625.5	704.0	433.5
	LE112	222.0	600.5	673.5	408.5
LE112Z	222.0	635.0	708.0	443.0	
FD..149-D/Z49	LA63	117.8	366.0	410.5	184.5
	LA71	138.8	398.0	453.0	216.5
	LA71Z	138.8	417.0	472.0	235.5
	LE80	156.3	462.0	522.0	280.5
	LE80Z	156.3	497.0	557.0	315.5
	LE90	173.8	523.5	593.5	342.0
	LE90Z	173.8	563.5	633.5	382.0
	LE100	198.0	580.0	658.5	398.5
	LE100Z	198.0	615.0	693.5	433.5
	LE112	222.0	590.0	663.0	408.5
LE112Z	222.0	624.5	697.5	443.0	
LE132	264.0	643.0	747.5	461.5	
LE132Z	264.0	693.0	797.5	511.5	

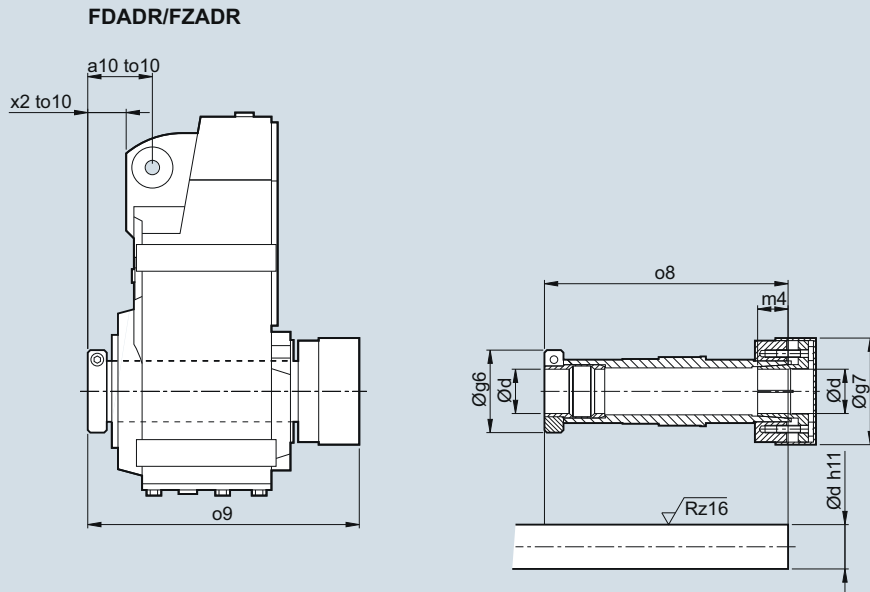
SIMOGEAR geared motors

Parallel shaft geared motors

Dimensions**Parallel shaft tandem geared motors**

Gearbox	Motor	AC	z5	zB5	LB
FD..169-D/Z69	LA63	117.8	391.5	436.0	184.5
	LA71	138.8	423.5	478.5	216.5
	LA71Z	138.8	442.5	497.5	235.5
	LE80	156.3	487.5	547.5	280.5
	LE80Z	156.3	522.5	582.5	315.5
	LE90	173.8	549.0	619.0	342.0
	LE90Z	173.8	589.0	659.0	382.0
	LE100	198.0	605.5	684.0	398.5
	LE100Z	198.0	640.5	719.0	433.5
	LE112	222.0	615.5	688.5	408.5
	LE112Z	222.0	650.0	723.0	443.0
	LE132	264.0	668.5	773.0	461.5
	LE132Z	264.0	718.5	823.0	511.5
FD..189-D/Z69	LA63	117.8	391.5	436.0	184.5
	LA71	138.8	423.5	478.5	216.5
	LA71Z	138.8	442.5	497.5	235.5
	LE80	156.3	487.5	547.5	280.5
	LE80Z	156.3	522.5	582.5	315.5
	LE90	173.8	549.0	619.0	342.0
	LE90Z	173.8	589.0	659.0	382.0
	LE100	198.0	605.5	684.0	398.5
	LE100Z	198.0	640.5	719.0	433.5
	LE112	222.0	615.5	688.5	408.5
	LE112Z	222.0	650.0	723.0	443.0
	LE132	264.0	668.5	773.0	461.5
	LE132Z	264.0	718.5	823.0	511.5

SIMOLOC assembly system



Note mounting tolerance to10 when positioning the torque arm.

d	g6	g7	m4	o8	o9	a10	to10	x2
FDADR/FZADR29								
25	58.5	56	18.5	140.5	161	40.0	+2.1	23.5
20							+0.6	
1"								
0.75"								
FDADR/FZADR39								
30	62.0	76	22	160.5	181	46.5	+2.2	29.5
25							+0.7	
1.25"								
1.1875"								
1"								
FDADR/FZADR49								
35	65.0	84	24	192.0	214	47.0	+2.6	24.5
30							+0.8	
1.375"								
1.4375"								
1.25"								
1.1875"								
FDADR/FZADR.69								
40	79.5	94	30	217.5	240	59.5	+2.5	37.0
35							+0.7	
1.5"								
1.625"								
1.4375"								
1.375"								
FDADR/FZADR79								
40	79.5	94	30	232.0	259	60.0	+3.2	34.0
35							+1.4	
1.5"								
1.625"								
1.4375"								
1.375"								
FDADR/FZADR89								
50	89.0	114	32	264.0	295	69.0	+3.4	32.0
40							+1.5	
2"								
1.9375"								
1.75"								
1.625"								

SIMOGEAR geared motors

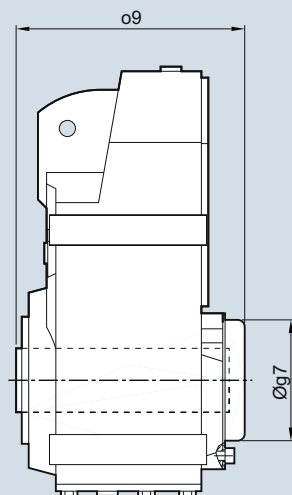
Parallel shaft geared motors

Dimensions

Protection covers

Protection cover for hollow shaft

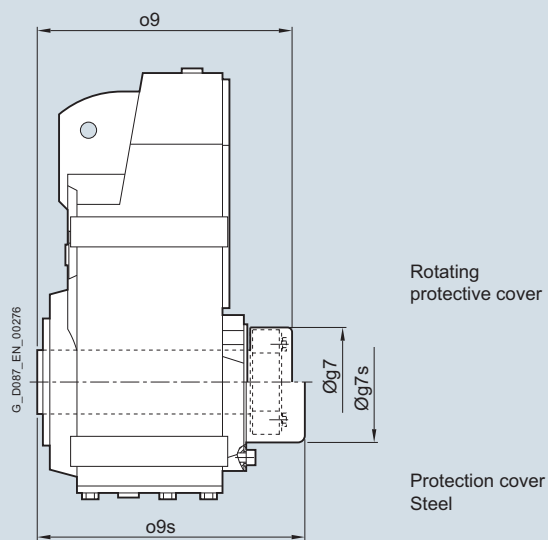
F.A, F.AF, F.AZ, F.AD



Gearbox type	F.A..29	F.A..39	F.A..49	F.A..69	F.A..79	F.A..89	F.A..109	F.A..129	F.A..149	F.A..169	F.A..189
Protection cover											
g7	67.0	82.5	80.0	99.0	99.0	137.0	187.0	187.0	218.0	257.5	309.5
o9	120.5	134.0	177.0	179.0	192.5	232.5	281.5	348.0	425.0	520.0	623.5

Protection cover for hollow shaft with shrink disk

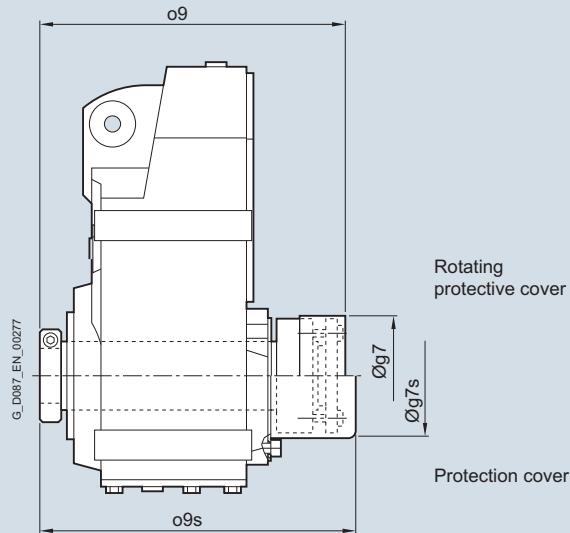
F.AS, F.AFS, F.AZS, F.ADS



Gearbox type	F.A..29	F.A..39	F.A..49	F.A..69	F.A..79	F.A..89	F.A..109	F.A..129	F.A..149	F.A..169	F.A..189
Rotating protective cover with shrink disk version											
max. motor frame size that can be mounted	80	90	100	100	132	160	200	225	250	250	250
g7	57.0	76.0	84.0	84.0	94.0	119.0	145.0	159.0	201.0	234.0	267.0
o9	132.5	149.5	182.0	198.0	215.5	247.5	282.5	348.5	408.5	496.0	593.5
Protection cover											
max. motor frame size that can be mounted	71	80	100	100	112	132	200	225	250	250	250
g7s	58.0	82.5	86.0	99.0	99.0	137.0	187.0	187.0	218.0	257.5	309.5
o9s	135.5	170.0	198.0	210.0	223.5	284.5	308.5	375.0	425.0	520.0	623.5

Protection covers
Protection cover for hollow shaft with SIMOLOC assembly system

F.ADR



Gearbox type	F.ADR29	F.ADR39	F.ADR49	F.ADR69	F.ADR79	F.ADR89
Rotating protective cover						
max. motor frame size that can be mounted	80	90	100	100	132	160
g7	56.0	76.0	84.0	94.0	94.0	114.0
o9	161.0	181.0	214.0	240.0	259.0	295.0
Protection cover						
max. motor frame size that can be mounted	71	80	100	100	112	132
g7s	58.0	82.5	86.0	99.0	99.0	137.0
o9s	164.0	184.0	219.0	249.5	263.5	303.5

SIMOGEAR geared motors

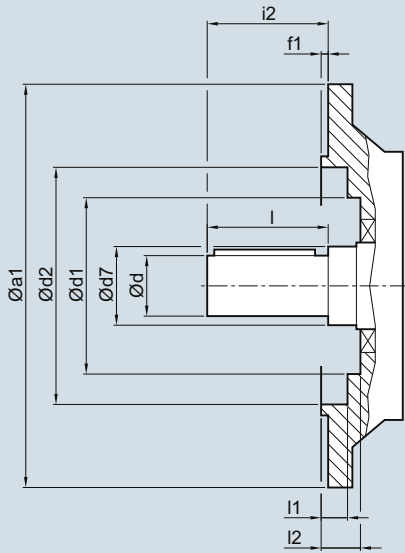
Parallel shaft geared motors

Dimensions

Inner contour of the flange design

Notes regarding the design of the customer's interface for the solid shaft design

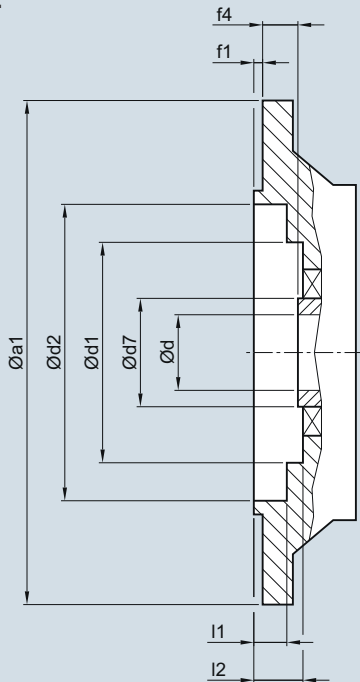
FDF/FZF



Gearbox type	a1	d	d7	d1	d2	f1	i2	l	l1	i2
FDF/FZF29	120	25	40	-	70	3.0	40	40	24.0	-
	160	25	40	70	101	3.5	40	40	8.5	24.5
FDF/FZF39	160	25	30	-	100	3.5	50	50	5.0	-
FDF/FZF49	200	30	35	-	118	3.5	60	60	5.5	-
FDF/FZF69	250	35	45	-	165	4.0	70	70	6.5	-
FDF/FZF79	250	40	55	-	165	4.0	80	80	6.5	-
FDF/FZF89	300	50	55	-	165	4.0	100	100	8.0	-
FDF/FZF109	350	60	65	-	235	5.0	120	120	9.0	-
FDF/FZF129	450	70	75	-	336	5.0	140	140	9.0	-
FDF/FZF149	450	90	100	-	336	5.0	170	170	10.0	-
FDF/FZF169	550	110	120	-	427	5.0	210	210	10.0	-
FDF/FZF189	660	120	160	-	517	6.0	210	210	11.0	-
With VLplus reinforced bearing system (G30)										
FDF/FZF89	300	60	70	143	218	4.0	120	120	1.5	8
FDF/FZF109	350	70	85	190	234	5.0	140	140	2.0	4
FDF/FZF129	450	90	95	-	336	5.0	170	170	16.5	-
FDF/FZF149	450	100	120	225	336	5.0	210	210	10.5	11
FDF/FZF169	550	120	140	-	426	5.0	210	210	19.5	-

Notes regarding the design of the customer's interface for the hollow shaft design

FDAF/FZAF



Gearbox type	a1	d	d7	d1	d2	f1	f4	l1	i2
FDAF/FZAF.29	120	25	40	-	70	3.0	20.0	24.0	-
	160	25	40	70	101	3.5	20.0	8.5	24.5
FDAF/FZAF.39	160	30	45	80	102	3.5	24.0	2.0	29.5
FDAF/FZAF.49	200	35	50	90	120	3.5	25.0	4.0	30.5
FDAF/FZAF.69	250	40	55	104	165	4.0	23.5	2.0	29.5
FDAF/FZAF.79	250	40	55	104	165	4.0	23.0	2.0	29.5
FDAF/FZAF.89	300	50	70	135	215	4.0	37.0	2.0	44.5
FDAF/FZAF.109	350	60	85	184	210	5.0	36.0	13.0	45.0
FDAF/FZAF.129	450	70	95	184	336	5.0	41.5	16.5	48.5
FDAF/FZAF.149	450	90	120	214	330	5.0	41.0	10.5	50.0
FDAF/FZAF.169	550	100	140	254	426	5.0	56.0	14.5	56.0
FDAF/FZAF.189	660	120	160	306	518	6.0	66.0	6.0	62.0
With VLplus reinforced bearing system (G30)									
FDAF/FZAF.89	300	50	70	143	218	4.0	0	1.5	8
FDAF/FZAF.109	350	60	85	190	234	5.0	0	2.0	4
FDAF/FZAF.129	450	70	95	-	336	5.0	0	16.5	-
FDAF/FZAF.149	450	90	120	225	330	5.0	0	10.5	11
FDAF/FZAF.169	550	100	140	-	426	5.0	0	14.5	-